



US00D826387S

(12) **United States Design Patent**
Masuda et al.

(10) **Patent No.:** **US D826,387 S**

(45) **Date of Patent:** **** Aug. 21, 2018**

(54) **TOILET SEAT WITH BIDET**
(71) Applicants: **AISIN SEIKI KABUSHIKI KAISHA,**
Kariya-shi, Aichi-ken (JP); **LIXIL**
CORPORATION, Tokyo (JP)

D620,568 S * 7/2010 Giovannoni D23/311
D659,812 S * 5/2012 Shek D23/311
D688,359 S * 8/2013 Ogata D23/311
D691,249 S * 10/2013 Obara D23/311
D704,317 S * 5/2014 Shinozaki D23/311

(Continued)

(72) Inventors: **Takumi Masuda,** Kiyosu (JP); **Hideaki**
Tsuzuki, Tokyo (JP); **Daisuke**
Matsumoto, Tokyo (JP)

FOREIGN PATENT DOCUMENTS

JP D1481472 S 10/2013
KR D30-0808893 S 8/2015
KR D30-0864123 S 7/2016

(73) Assignees: **AISIN SEIKI KABUSHIKI KAISHA,**
Kariya-Shi, Aichi-Ken (JP); **LIXIL**
CORPORATION, Tokyo (JP)

OTHER PUBLICATIONS

Official Action (“Notification of Reasons for Rejection”) by the Japanese Patent Office (JPO) dated Jun. 2, 2017 in the counterpart Japanese Application No. 2016-025457 with English translation thereof (6 pages).

Primary Examiner — Celia A Murphy
Assistant Examiner — John A Voytek
(74) *Attorney, Agent, or Firm* — Buchanan Ingersoll & Rooney PC

(**) Term: **15 Years**
(21) Appl. No.: **29/604,503**
(22) Filed: **May 18, 2017**

(57) **CLAIM**
The ornamental design for a toilet seat with bidet, as shown and described.

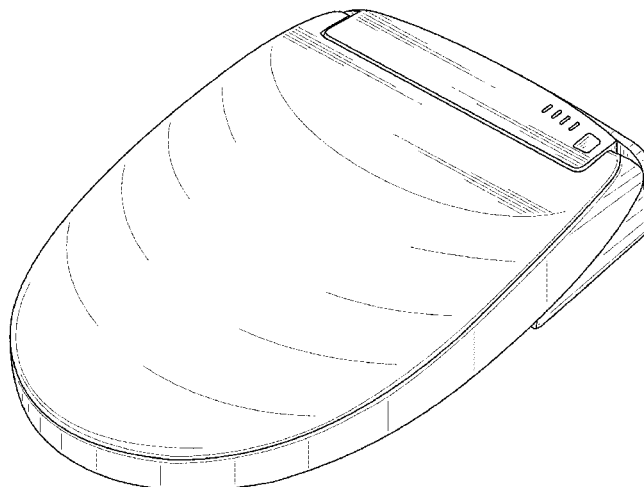
(30) **Foreign Application Priority Data**
Nov. 23, 2016 (JP) 2016-025457
(51) **LOC (11) Cl.** **23-02**
(52) **U.S. Cl.**
USPC **D23/311**
(58) **Field of Classification Search**
USPC D23/295–303, 307, 309, 310, 311, 313;
D6/349, 354, 356, 601, 611, 716.4, 716.5;
D21/414, 415; D24/200
CPC A47K 11/00; A47K 13/00; Y10S 4/05;
A47G 9/10
See application file for complete search history.

DESCRIPTION

FIG. 1 is a front perspective view of a toilet seat with bidet showing our new design;
FIG. 2 is a rear perspective view thereof;
FIG. 3 is a front view thereof;
FIG. 4 is a rear view thereof;
FIG. 5 is a top plan view thereof;
FIG. 6 is a bottom plan view thereof;
FIG. 7 is a right side view thereof; and,
FIG. 8 is a left side view thereof.
The broken line showing in the drawings is for environmental purposes and forms no part of the claimed design.

(56) **References Cited**
U.S. PATENT DOCUMENTS
D355,246 S * 2/1995 Kawamura D23/295
D463,853 S * 10/2002 Yamanaka D23/311
D557,391 S * 12/2007 Kaule D23/311
D571,904 S * 6/2008 Kaule D23/311
D572,808 S * 7/2008 Zhou D23/311
D617,884 S * 6/2010 Choi D23/311

1 Claim, 8 Drawing Sheets



(56)

References Cited

U.S. PATENT DOCUMENTS

D764,643 S * 8/2016 Nakabayashi D23/311
D786,412 S * 5/2017 Jeong D23/311

* cited by examiner

FIG. 1

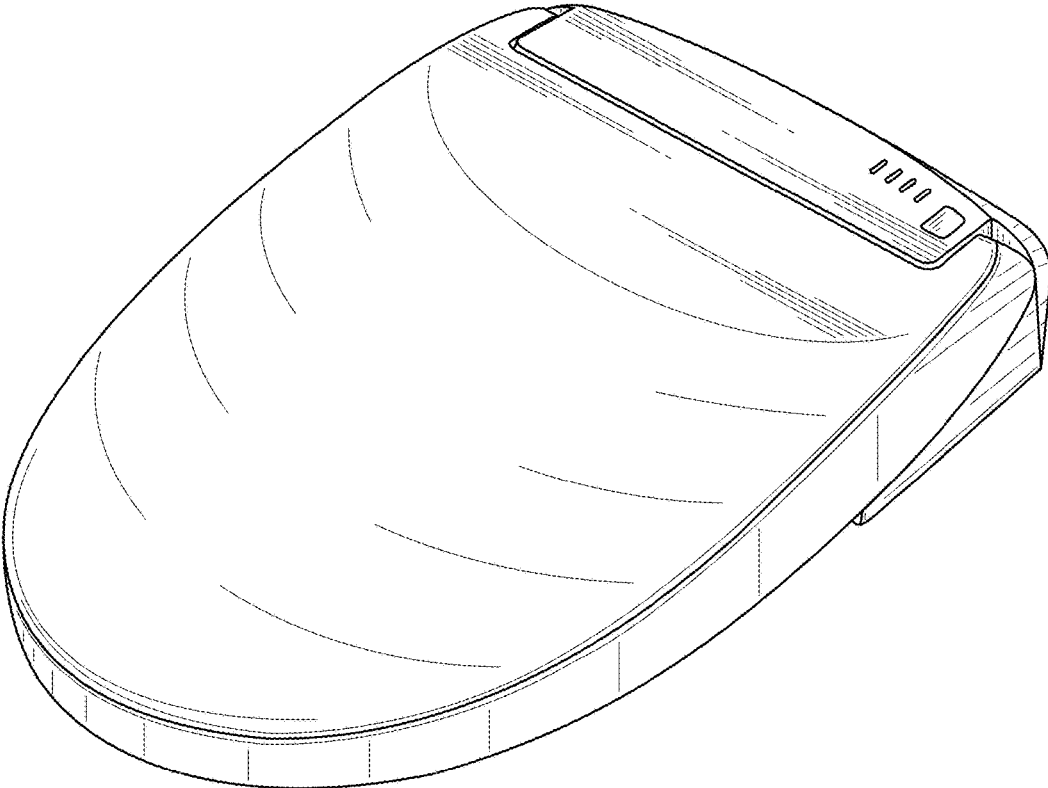


FIG. 2

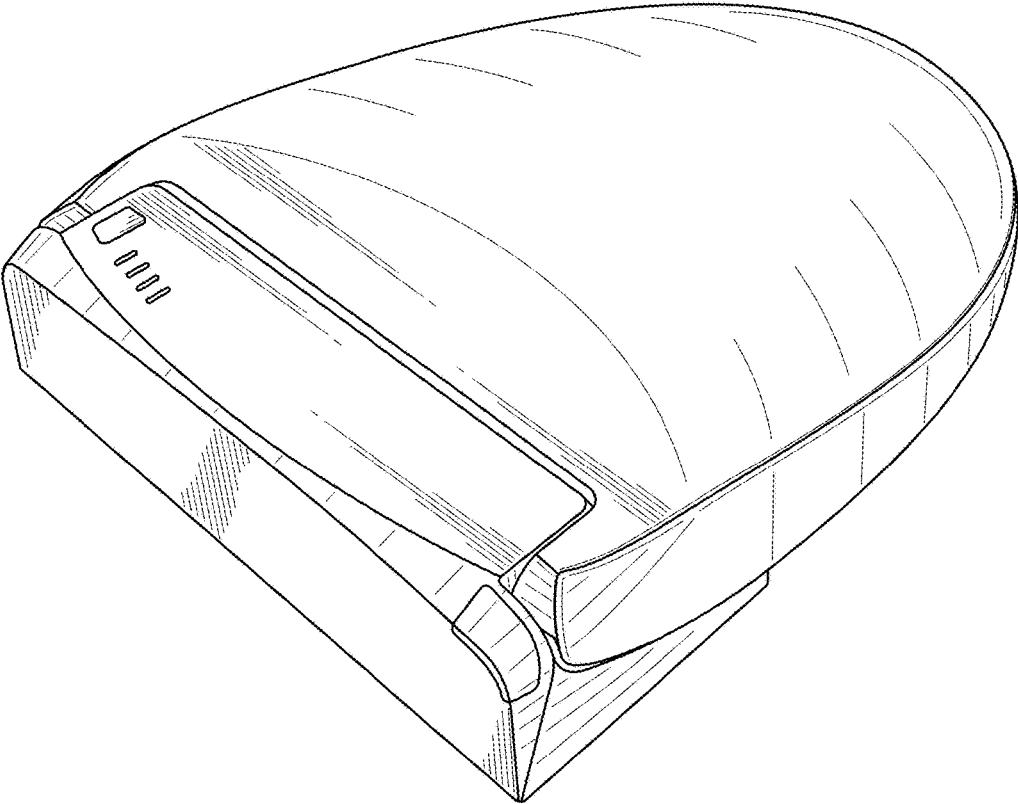


FIG. 3

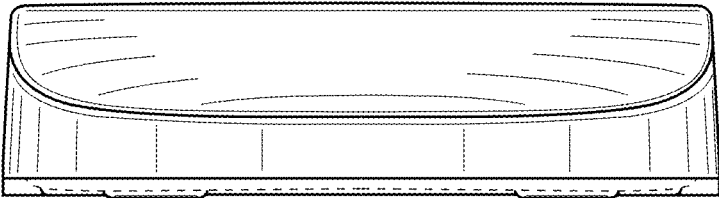


FIG. 4

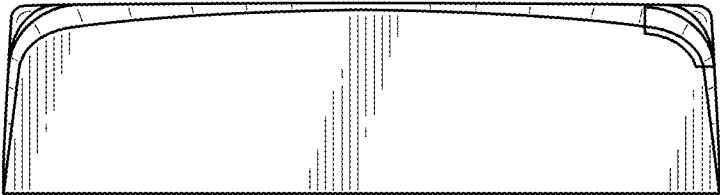


FIG. 5

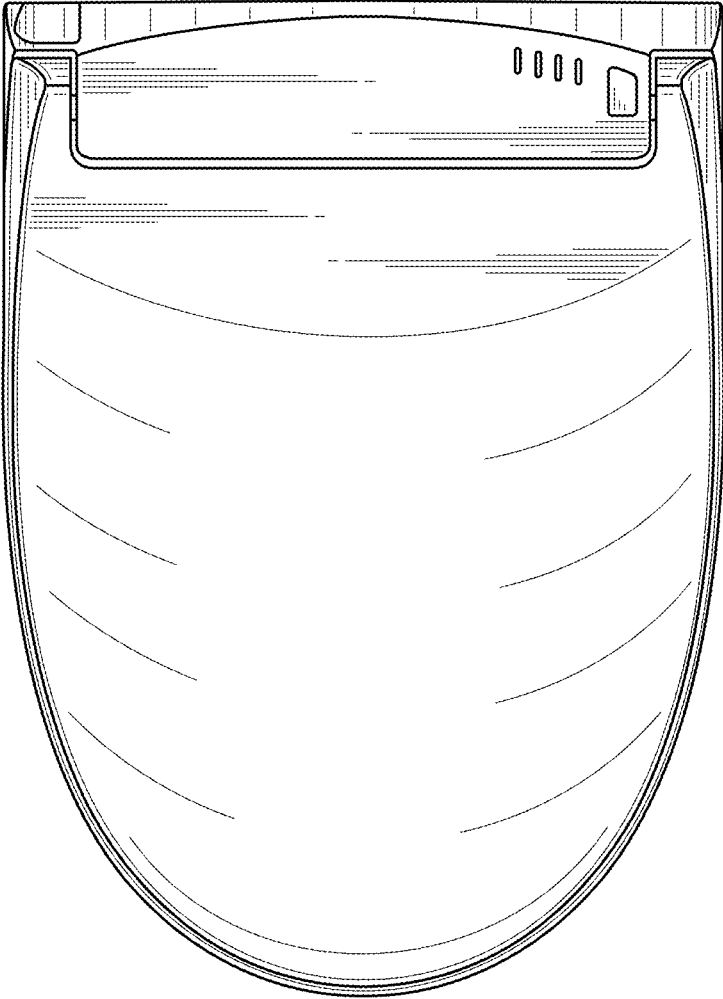


FIG. 6

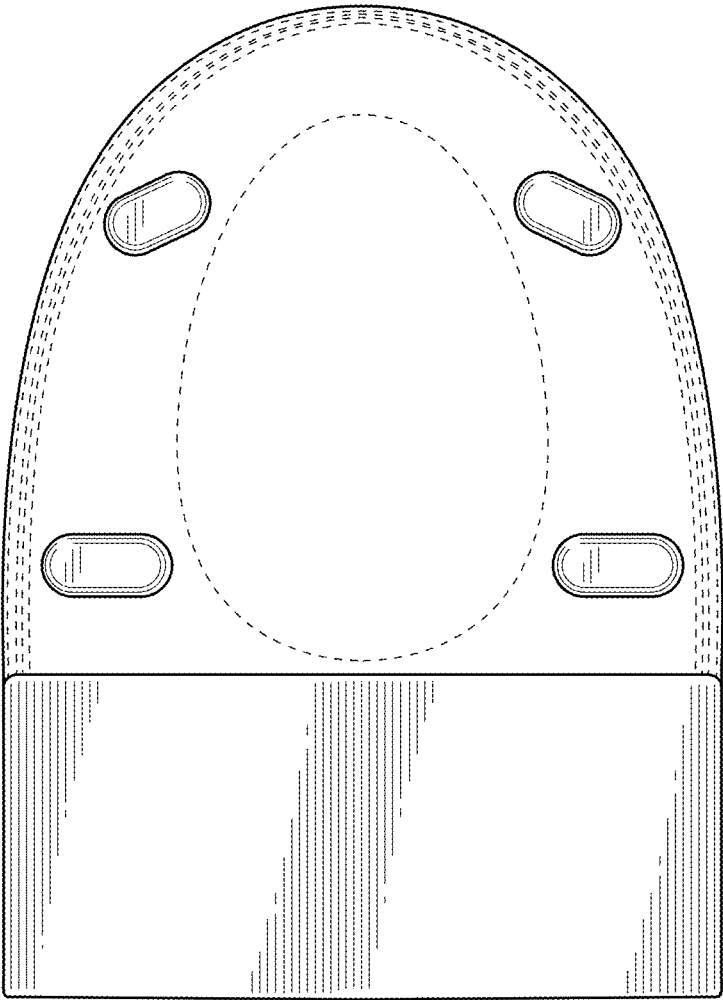


FIG. 7

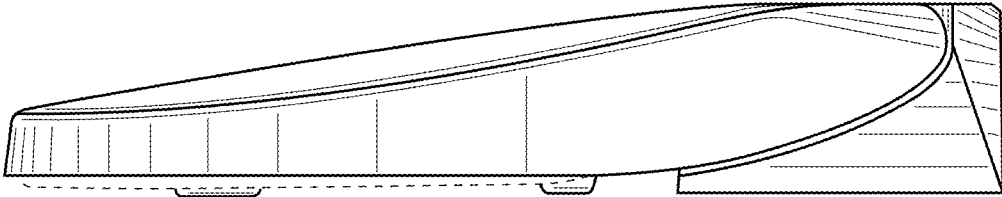


FIG. 8

