



US00D515359S

(12) **United States Design Patent** (10) **Patent No.:** **US D515,359 S**
Andrews (45) **Date of Patent:** **** Feb. 21, 2006**

(54) **DRINKING GLASS**
(75) Inventor: **Richard Andrews**, London (GB)
(73) Assignee: **Urban Bar Limited**, London (GB)
(**) Term: **14 Years**
(21) Appl. No.: **29/220,121**
(22) Filed: **Dec. 23, 2004**
(51) **LOC (8) Cl.** **07-01**
(52) **U.S. Cl.** **D7/524; D7/523**
(58) **Field of Classification Search** D7/396.2,
D7/509, 523, 524, 537, 528, 522, 507; D34/1;
D11/146; 362/565, 101; 472/71; 65/109,
65/DIG. 1; 206/519; 215/378, 377, 374, 10,
215/372; 220/737, 675, 703, DIG. 1, 608,
220/719, 630
See application file for complete search history.

D226,443 S * 3/1973 Achenbach D7/523
D248,004 S * 5/1978 Simpson D7/524
D264,035 S * 4/1982 Sarpaneva D7/537
D266,725 S * 11/1982 Sarpaneva D7/537
D324,973 S * 3/1992 Slagerman D7/507
D406,986 S * 3/1999 Lewis D7/558
D407,947 S * 4/1999 Barth D7/522
D448,619 S * 10/2001 Pau D7/503
D458,083 S * 6/2002 Kerman D7/537
D459,633 S * 7/2002 Kerman D7/525
D464,231 S * 10/2002 Crowley D7/396.2
D474,648 S * 5/2003 Dimeo D7/528

* cited by examiner

Primary Examiner—M. N. Pandozzi
(74) *Attorney, Agent, or Firm*—Kramer, Levin, Naftalis & Frankel LLP

(57) **CLAIM**

The ornamental design for a drinking glass, as shown and described.


(56) **References Cited**
U.S. PATENT DOCUMENTS

D80,021 S * 12/1929 Dithridge D7/524
D108,748 S * 3/1938 Kostellow D7/524
2,143,027 A * 1/1939 Perry 215/374
D124,555 S * 1/1941 Platt D7/524
D136,684 S * 11/1943 Kearney D7/524
D138,638 S * 8/1944 Erbe D7/524
D140,643 S * 3/1945 Pertz D7/524
D168,409 S * 12/1952 Kell D7/524
D179,013 S * 10/1956 Kimble D7/537
3,185,331 A * 5/1965 Loffelhardt 215/10

DESCRIPTION

FIG. 1 is a perspective view of the new drinking glass according to the embodiment of the present invention; FIG. 2 is a side view of the new drinking glass according to the embodiment of the present invention; FIG. 3 is a top view of the new drinking glass according to the embodiment of the present invention; and, FIG. 4 is a bottom view of the new drinking glass according to the embodiment of the present invention.

1 Claim, 3 Drawing Sheets






FIG. 1

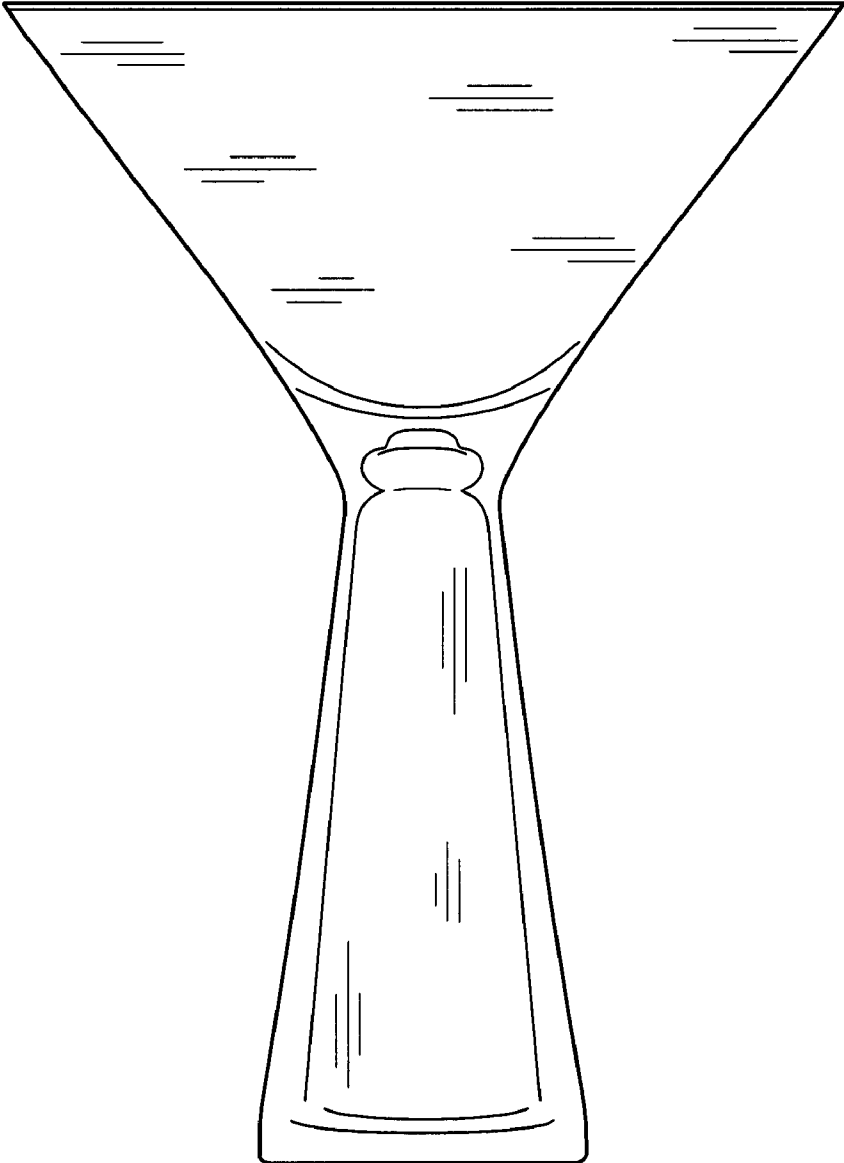


FIG. 2




FIG. 3

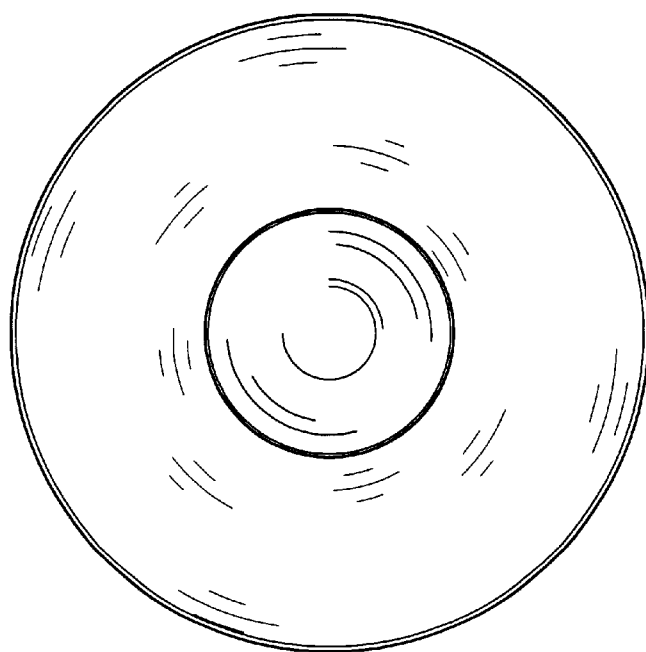


FIG. 4