



US00D769213S

(12) **United States Design Patent**
McManigal

(10) **Patent No.:** **US D769,213 S**

(45) **Date of Patent:** **** Oct. 18, 2016**

(54) **SOUNDSTAND**

(71) Applicant: **Scott McManigal**, Irvine, CA (US)

(72) Inventor: **Scott McManigal**, Irvine, CA (US)

(73) Assignee: **Vizio, Inc.**, Irvine, CA (US)

(**) Term: **14 Years**

(21) Appl. No.: **29/501,595**

(22) Filed: **Sep. 5, 2014**

(51) **LOC (10) Cl.** **14-01**

(52) **U.S. Cl.**
USPC **D14/204**

(58) **Field of Classification Search**
USPC D14/167, 168, 170-172, 188, 194, 204,
D14/207, 209.1, 210-217, 221, 222, 224,
D14/496; 181/143, 144, 148, 153, 157, 198,
181/199; 369/6-12; 381/300-303, 306,
381/332, 333, 336, 345, 361-364, 366,
381/386-388
CPC A47B 81/06; H04R 1/02; H04R 1/021;
H04R 19/013; H04R 2420/07; H05K 5/00
See application file for complete search history.

(56) **References Cited**

U.S. PATENT DOCUMENTS

D502,462 S * 3/2005 Silverstein D14/188
D516,057 S * 2/2006 Sube D14/168

D572,702 S * 7/2008 Bart D14/171
D585,859 S * 2/2009 Tejima D14/168
D609,687 S * 2/2010 Lyman D14/155
D625,722 S * 10/2010 Park D14/365
D639,824 S * 6/2011 Usami D14/168
D673,128 S * 12/2012 Kelly D14/125

* cited by examiner

Primary Examiner — Derrick Holland

Assistant Examiner — Janice Lim

(74) *Attorney, Agent, or Firm* — Law Office of Scott C Harris, Inc

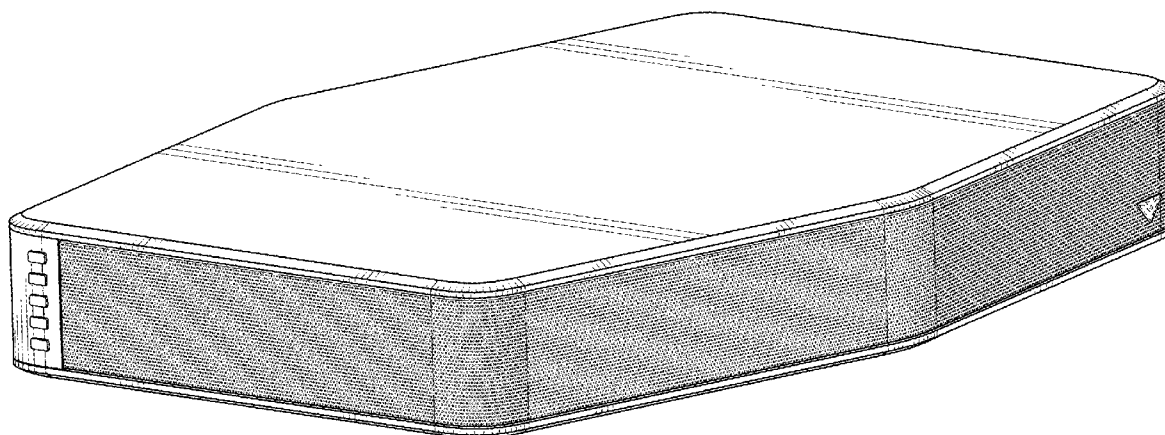
(57) **CLAIM**

The ornamental design for a soundstand, as shown and described.

DESCRIPTION

FIG. 1 is a front perspective view of a soundstand, showing my new design;
FIG. 2 is a front elevation view thereof;
FIG. 3 is a rear elevation view thereof;
FIG. 4 is a first side elevation view thereof;
FIG. 5 is a second side elevation view thereof;
FIG. 6 is a top plan view thereof; and,
FIG. 7 is a bottom plan view thereof.
The broken line portions of FIGS. 1-3, 5 and 7 are included to show unclaimed subject matter only and form no part of the claimed design.

1 Claim, 5 Drawing Sheets



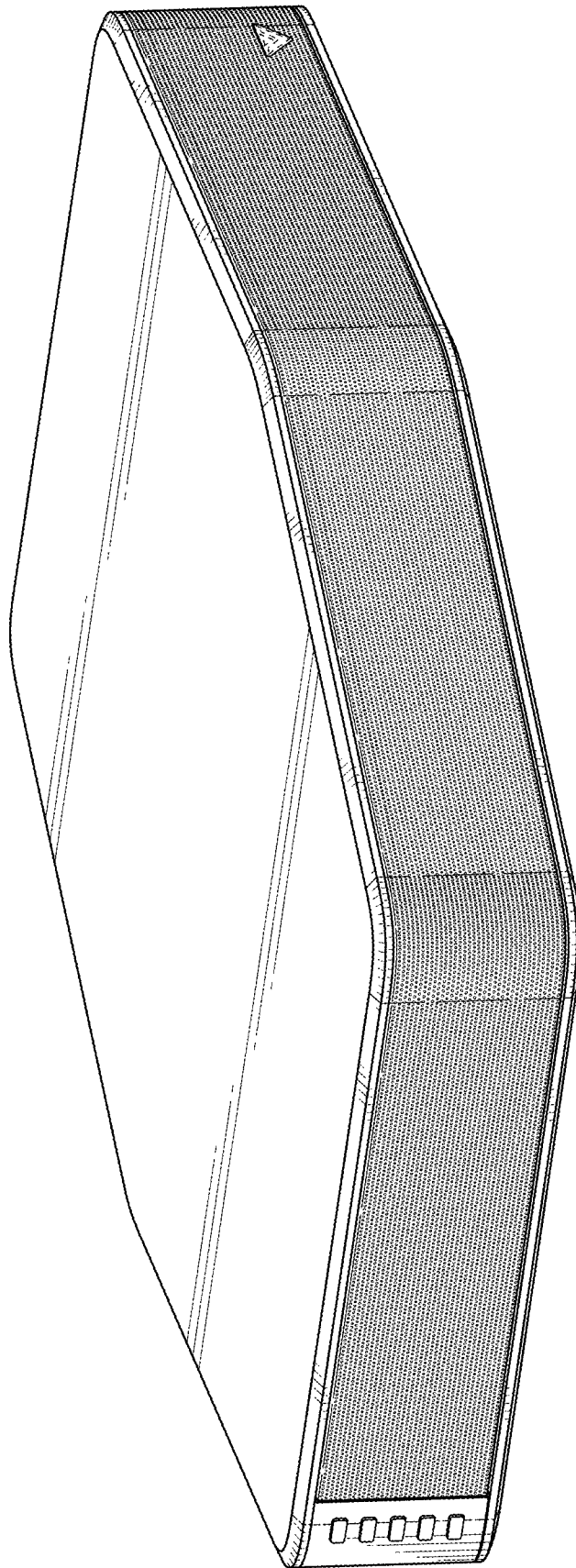


FIG. 1

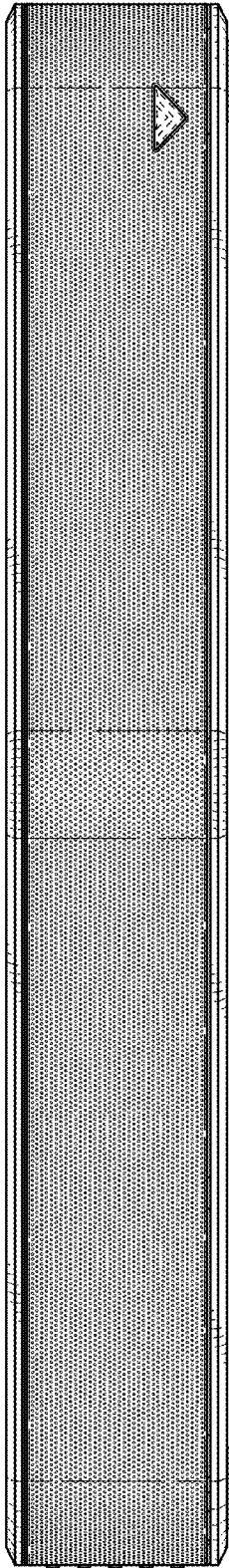


FIG. 2

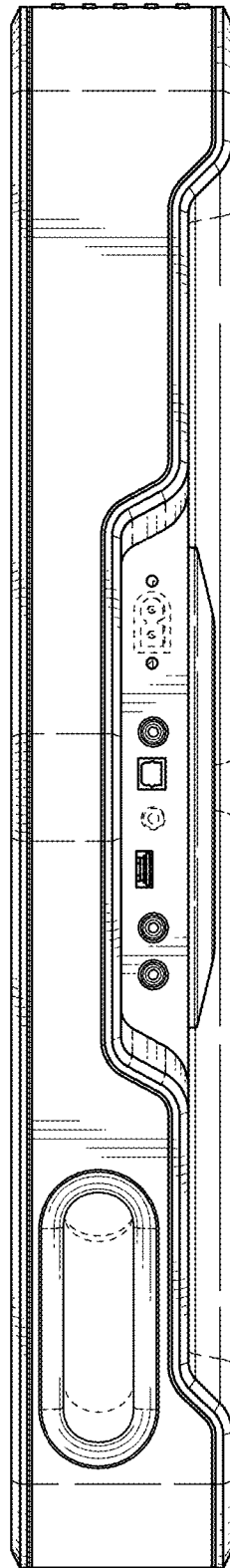


FIG. 3




FIG. 4

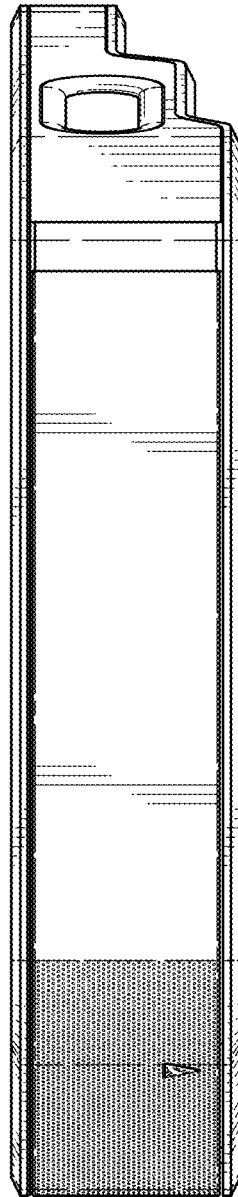


FIG. 5




FIG. 6

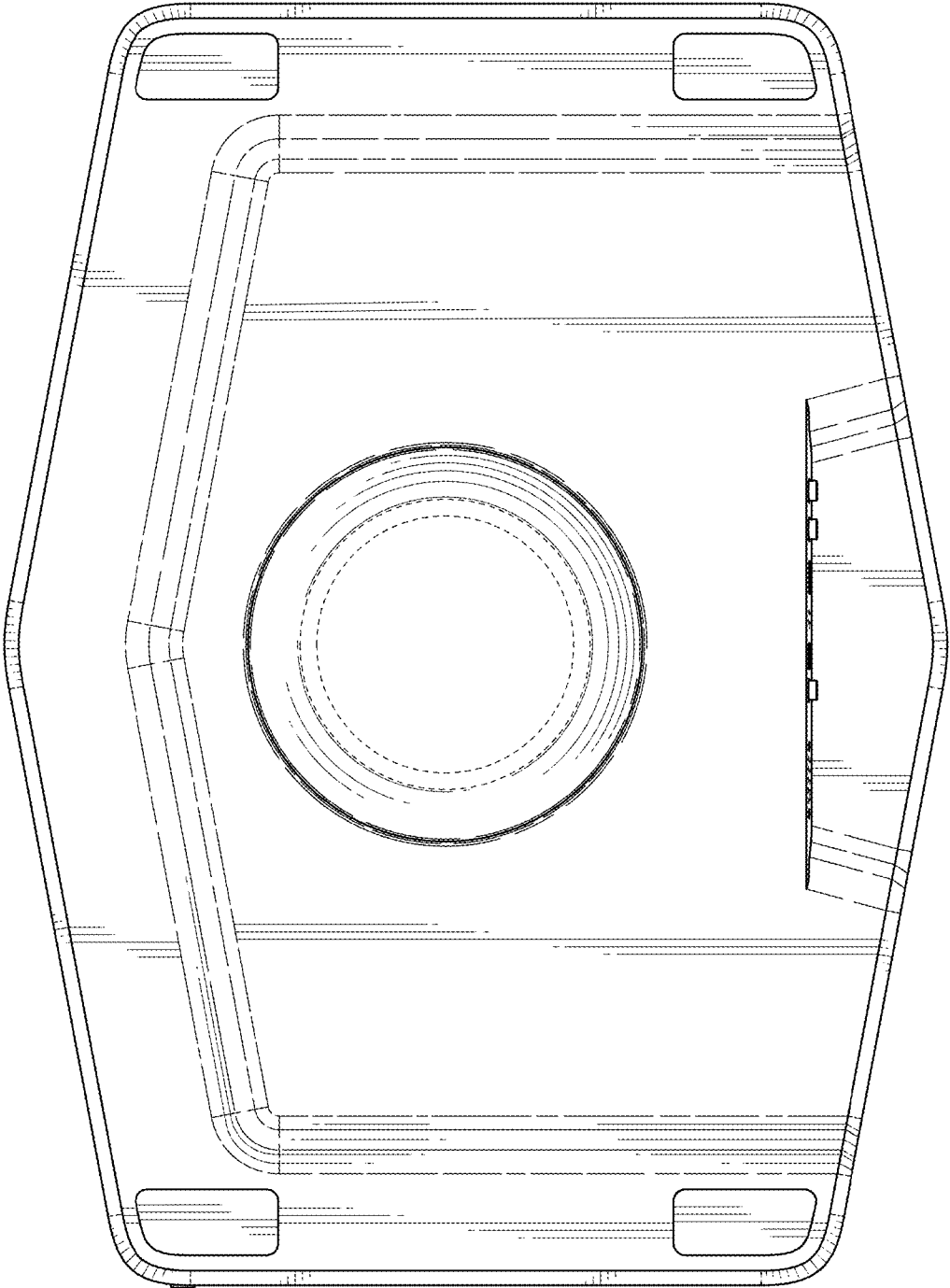


FIG. 7