



US00D456299S

(12) **United States Design Patent**
Brisk

(10) **Patent No.:** **US D456,299 S**

(45) **Date of Patent:** **** Apr. 30, 2002**

(54) **BODY JEWELRY**

(76) Inventor: **Alan C. Brisk**, 155 W. 68th St., Apt.
1815, New York, NY (US) 10023

(**) Term: **14 Years**

(21) Appl. No.: **29/133,548**

(22) Filed: **Nov. 30, 2000**

(51) **LOC (7) Cl.** **11-01**

(52) **U.S. Cl.** **D11/77**

(58) **Field of Search** D11/1, 2, 40-79,
D11/81, 95, 103, 226; D19/62; 600/38;
D10/84; D24/214, 215; 63/11-20, 21-38

(56) **References Cited**

U.S. PATENT DOCUMENTS

D206,346 S	*	11/1966	Steinman	D11/75
3,443,398 A	*	5/1969	King	63/13
D220,968 S	*	6/1971	Pepitone	D11/86
3,828,577 A	*	8/1974	Haynes	63/33
D257,023 S	*	9/1980	Barr	D11/43

D257,024 S	*	9/1980	Barr	D11/43
D265,894 S	*	8/1982	Barr	D11/43
D270,280 S	*	8/1983	Epstein	D24/214
D328,612 S	*	8/1992	Roberts et al.	D19/62
D420,304 S	*	2/2000	Porcell	D11/40

* cited by examiner

Primary Examiner—Ralf Seifert

(57) **CLAIM**

The ornamental design for body jewelry, as shown and described in the drawings.

DESCRIPTION

FIG. 1 is a right side view of body jewelry showing our new design.

FIG. 2 is a right side view thereof.

FIG. 3 is a front view thereof.

FIG. 4 is a back view thereof.

FIG. 5 is a top view thereof; and,

FIG. 6 is a bottom view thereof.

1 Claim, 1 Drawing Sheet




FIG. 1




FIG. 2

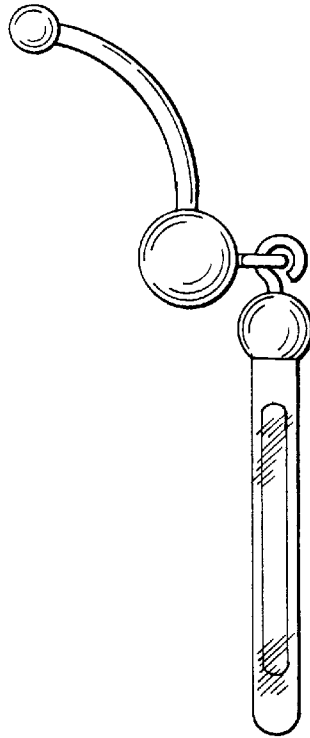


FIG. 3

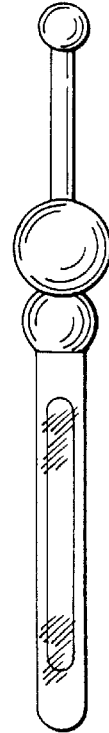


FIG. 4

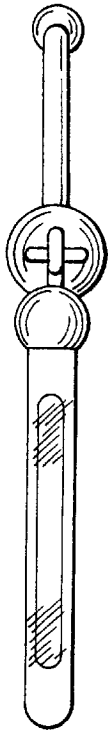


FIG. 5

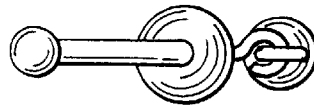


FIG. 6

