



US00D417234S

**United States Patent** [19]  
**Ingram**

[11] **Patent Number: Des. 417,234**  
[45] **Date of Patent: \*\* Nov. 30, 1999**

[54] **NOVELTY CARD**

[76] Inventor: **Brenda J Ingram**, 509 Middle River Rd., Baltimore, Md. 21220

[\*\*] Term: **14 Years**

[21] Appl. No.: **29/079,830**

[22] Filed: **Nov. 19, 1997**

[51] **LOC (6) Cl.** ..... **19-01**

[52] **U.S. Cl.** ..... **D19/1**

[58] **Field of Search** ..... D19/1, 2, 6, 9, D19/10, 33; D20/11, 22, 23, 24, 25, 26, 27, 40; 40/1, 1.5, 124.01, 124.13, 360; 101/369; 283/56, 61, 101, 117, 904; D11/157; D9/314

[56] **References Cited**

**U.S. PATENT DOCUMENTS**

- D. 43,857 4/1913 Sweet ..... D19/6
- D. 115,419 6/1939 Munson et al. .... D9/314
- D. 126,826 4/1941 Lane ..... D9/314
- D. 277,740 2/1985 Harneson ..... D11/157

- 296,718 4/1884 Baldwin ..... 283/56
- D. 310,386 9/1990 Michels et al. .... D19/9
- D. 333,320 2/1993 Chick ..... D20/11
- D. 395,922 7/1998 Wahlgren ..... D20/23
- 3,949,501 4/1976 Andrews et al. .... D19/10

*Primary Examiner*—Doris V. Coles

*Assistant Examiner*—Mimosa De

[57] **CLAIM**

The ornamental design for a novelty card, as shown.

**DESCRIPTION**

FIG. 1 is a front elevational view of the novelty card of the present invention;

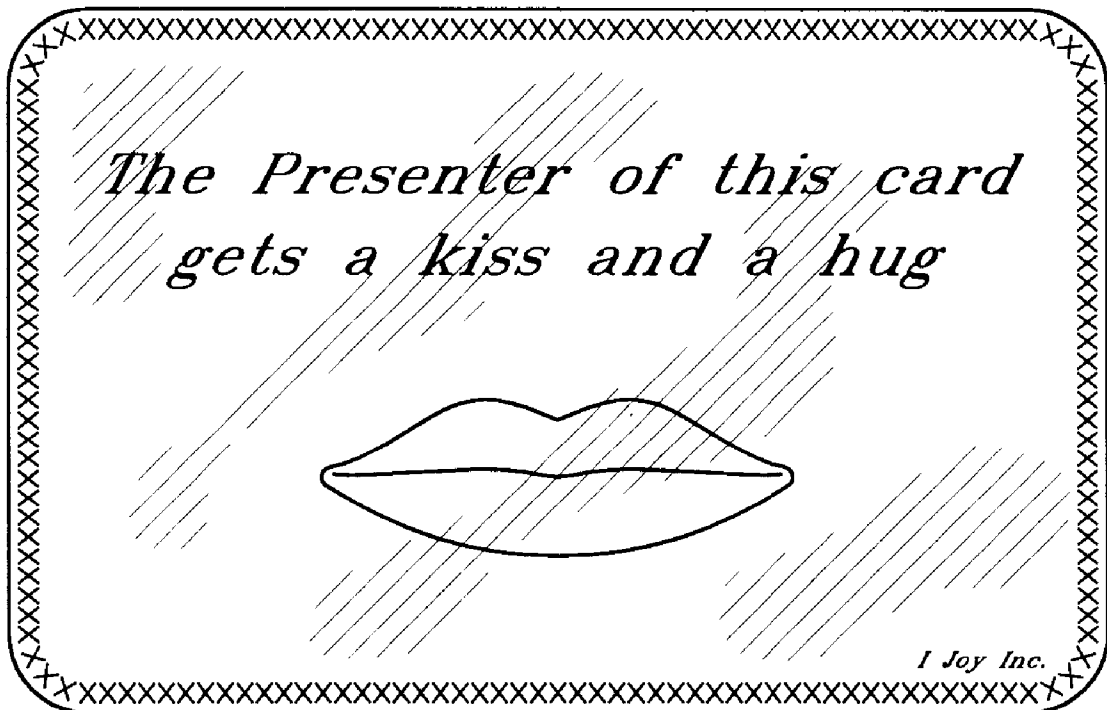
FIG. 2 is a back elevational view of the novelty card of FIG. 1;

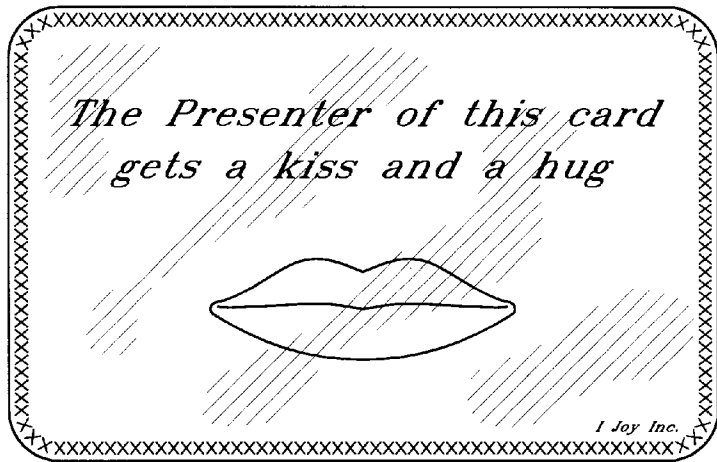
FIG. 3 is a left side elevational view of the novelty card of FIG. 1;

FIG. 4 is a right side elevational view of the novelty card of FIG. 1;

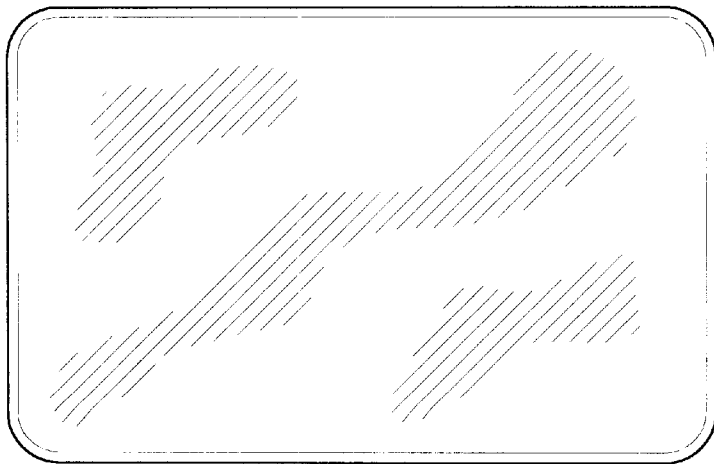
FIG. 5 is a top plan view of the novelty card of FIG. 1; and, FIG. 6 is a bottom plan view of the novelty card of FIG. 1.

**1 Claim, 2 Drawing Sheets**





*Fig. 1*




*Fig. 2*




*Fig. 3*

*Fig. 4*



*Fig. 5*



*Fig. 6*