



(86) Date de dépôt PCT/PCT Filing Date: 2001/05/24
 (87) Date publication PCT/PCT Publication Date: 2001/12/06
 (45) Date de délivrance/Issue Date: 2008/01/08
 (85) Entrée phase nationale/National Entry: 2002/11/22
 (86) N° demande PCT/PCT Application No.: US 2001/016954
 (87) N° publication PCT/PCT Publication No.: 2001/092264
 (30) Priorité/Priority: 2000/05/26 (US60/207,143)

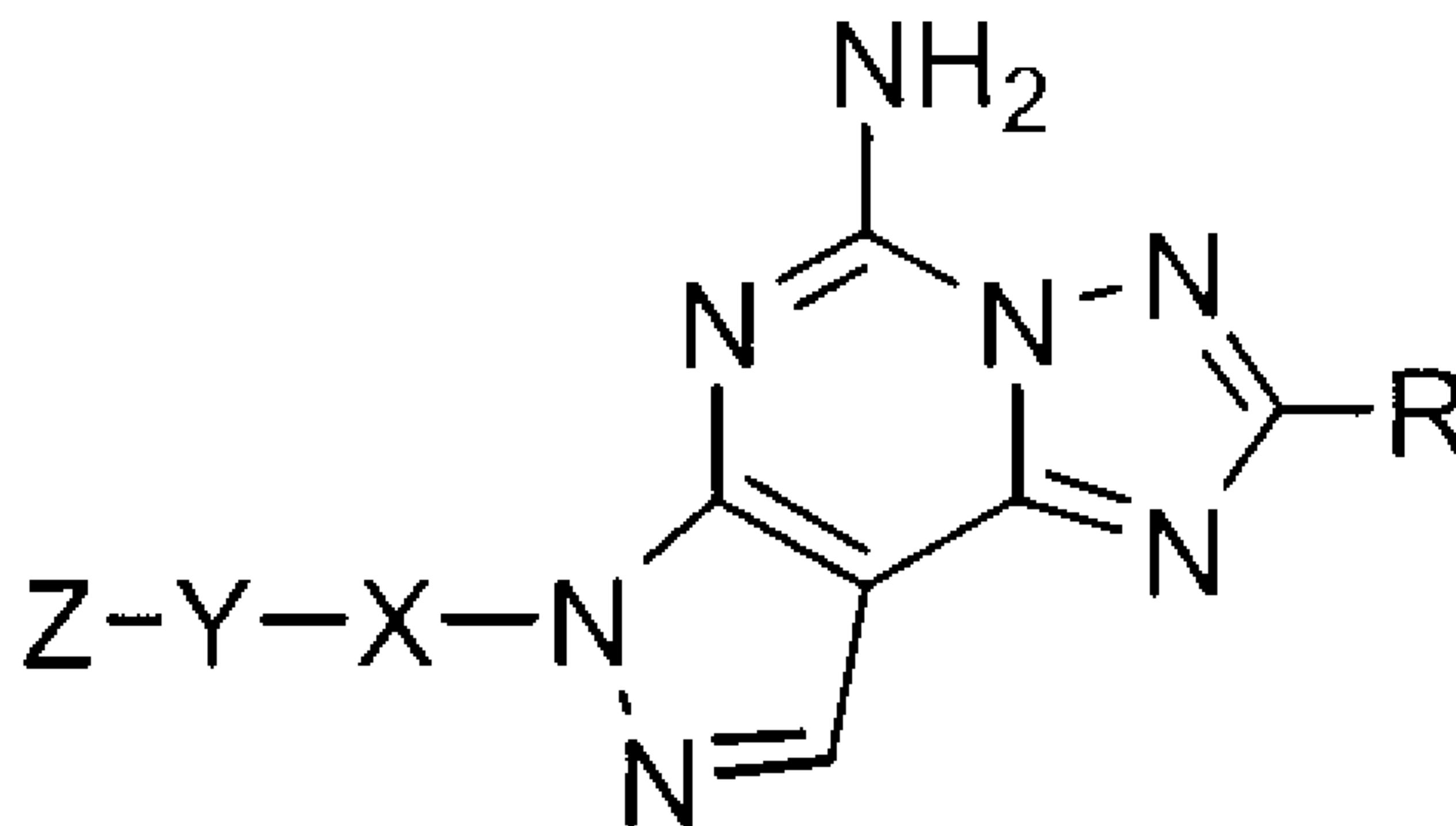
(51) Cl.Int./Int.Cl. *C07D 487/14* (2006.01),
A61K 31/519 (2006.01), *A61P 25/28* (2006.01)

(72) Inventeurs/Inventors:
 NEUSTADT, BERNARD R., US;
 LINDO, NEIL A., US;
 GREENLEE, WILLIAM J., US;
 TULSHIAN, DEEN, US;
 SILVERMAN, LISA S., US;
 XIA, YAN, US;
 BOYLE, CRAIG D., US;
 CHACKALAMANNIL, SAMUEL, US

(73) Propriétaire/Owner:
 SCHERING CORPORATION, US

(74) Agent: OGILVY RENAULT LLP/S.E.N.C.R.L.,S.R.L.

(54) Titre : ANTAGONISTES DU RECEPTEUR ADENOSINE A2A
 (54) Title: ADENOSINE A2A RECEPTOR ANTAGONISTS



(57) **Abrégé/Abstract:**

Compounds having the structural formula (I) or a pharmaceutically acceptable salt thereof, wherein R is optionally substituted phenyl, cycloalkenyl, or heteroaryl; X is alkylene or -C(O)CH₂-; Y is -N(R²)CH₂CH₂N(R³)-, -OCH₂CH₂N(R²)-, -O-, -S-, -CH₂S-, -(CH₂)₂-NH-, or optionally substituted, (Ia), m and n are 2-3, and Q is nitrogen or optionally substituted carbon; and Z is optionally substituted phenyl, phenylalkyl or heteroaryl, diphenylmethyl, R⁶-C(O)-, R⁶-SO₂-, R⁶-OC(O)-, R⁷-N(R⁸)-C(O)-, R⁷-N(R⁸)-C(S)-, phenyl-CH(OH)-, or phenyl-C(=NOR²)-; or when Q is CH, (Ib), phenylamino or pyridylamino; or Z and Y together are substituted piperidiny or substituted phenyl; and R², R³, R⁶, R⁷, and R⁸ are as defined in the specification are disclosed, their use in the treatment of Parkinson's disease, alone or in combination with other agents for treating Parkinson's disease, and pharmaceutical compositions comprising them; also disclosed are a processes for preparing intermediates useful for preparing compounds of formula (I).

(12) INTERNATIONAL APPLICATION PUBLISHED UNDER THE PATENT COOPERATION TREATY (PCT)

(19) World Intellectual Property Organization
International Bureau(43) International Publication Date
6 December 2001 (06.12.2001)

PCT

(10) International Publication Number
WO 01/92264 A1(51) International Patent Classification⁷: C07D 487/14,
A61K 31/505, A61P 25/28

NJ 08817 (US). XIA, Yan [US/US]; 137 Christie Street, Edison, NJ 08820 (US). BOYLE, Craig, D. [US/US]; 13 Mill Lane, Branchburg, NJ 08876 (US). CHACKALAMANNIL, Samuel [US/US]; 79 Stratford Road, East Brunswick, NJ 08816 (US).

(21) International Application Number: PCT/US01/16954

(22) International Filing Date: 24 May 2001 (24.05.2001)

(74) Agent: MAGATTI, Anita, W.; Schering Corporation, Patent Department - K-6-1 1990, 2000 Galloping Hill Road, Kenilworth, NJ 07033-0530 (US).

(25) Filing Language: English

(26) Publication Language: English

(30) Priority Data: 60/207,143 26 May 2000 (26.05.2000) US

(81) Designated States (national): AE, AG, AL, AM, AT, AU, AZ, BA, BB, BG, BR, BY, BZ, CA, CH, CN, CO, CR, CZ, DE, DK, DM, DZ, EC, EE, ES, FI, GB, GD, GE, HR, HU, ID, IL, IN, IS, JP, KG, KR, KZ, LC, LK, LR, LT, LU, LV, MA, MD, MG, MK, MN, MX, MZ, NO, NZ, PL, PT, RO, RU, SE, SG, SI, SK, SL, TJ, TM, TR, TT, TZ, UA, US, UZ, VN, YU, ZA.

(71) Applicant (for all designated States except US): SCHERING CORPORATION [US/US]; 2000 Galloping Hill Road, Kenilworth, NJ 07033-0530 (US).

(84) Designated States (regional): ARIPO patent (GH, GM, KE, LS, MW, MZ, SD, SL, SZ, TZ, UG, ZW), Eurasian patent (AM, AZ, BY, KG, KZ, MD, RU, TJ, TM), European patent (AT, BE, CH, CY, DE, DK, ES, FI, FR, GB, GR, IE, IT, LU, MC, NL, PT, SE, TR), OAPI patent (BF, BJ, CF, CG, CI, CM, GA, GN, GW, ML, MR, NE, SN, TD, TG).

(72) Inventors; and

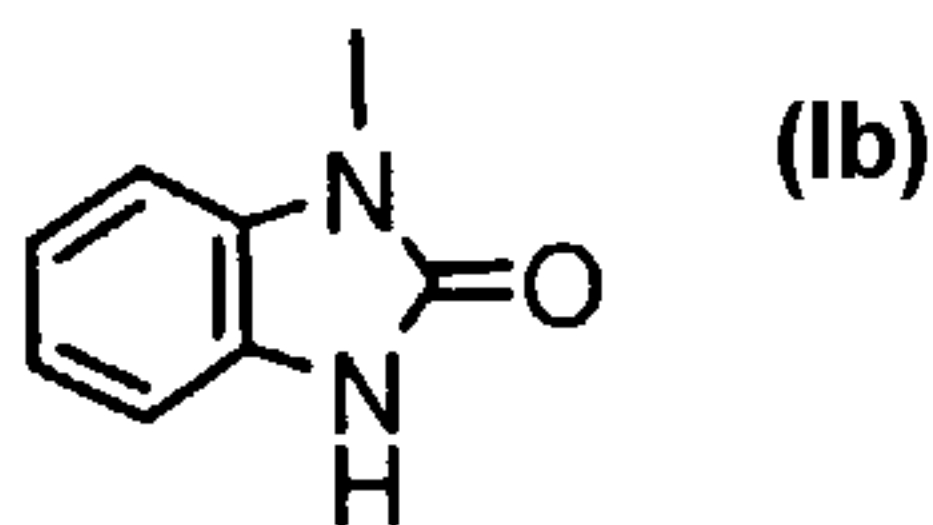
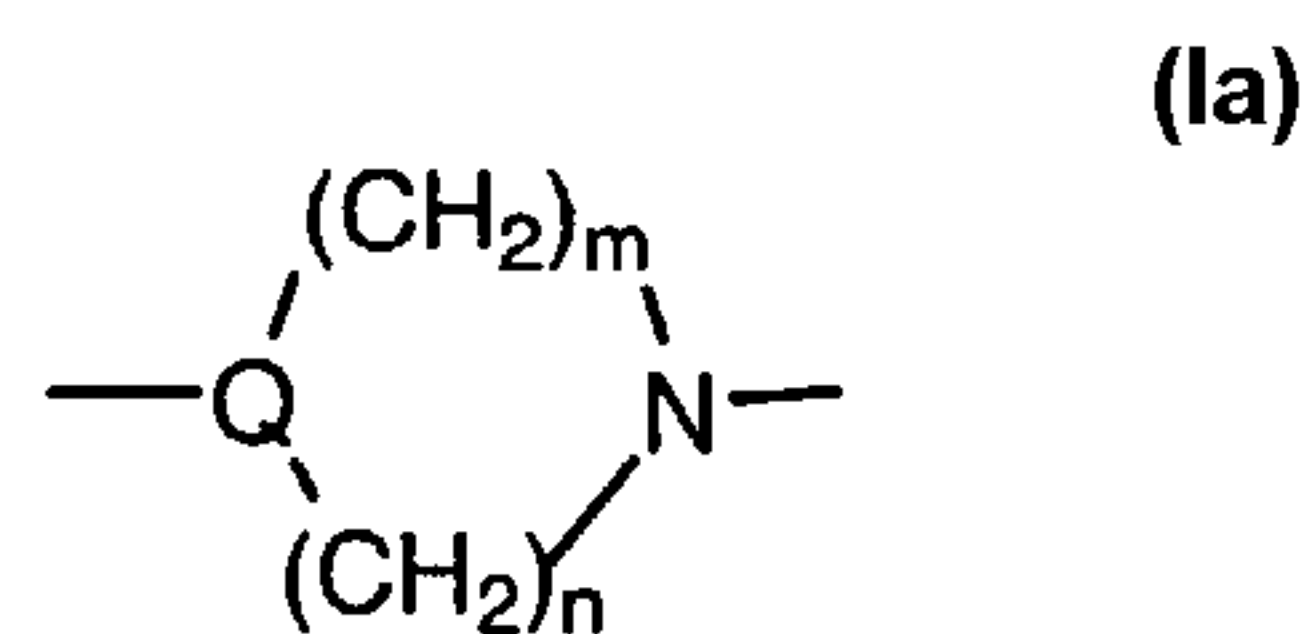
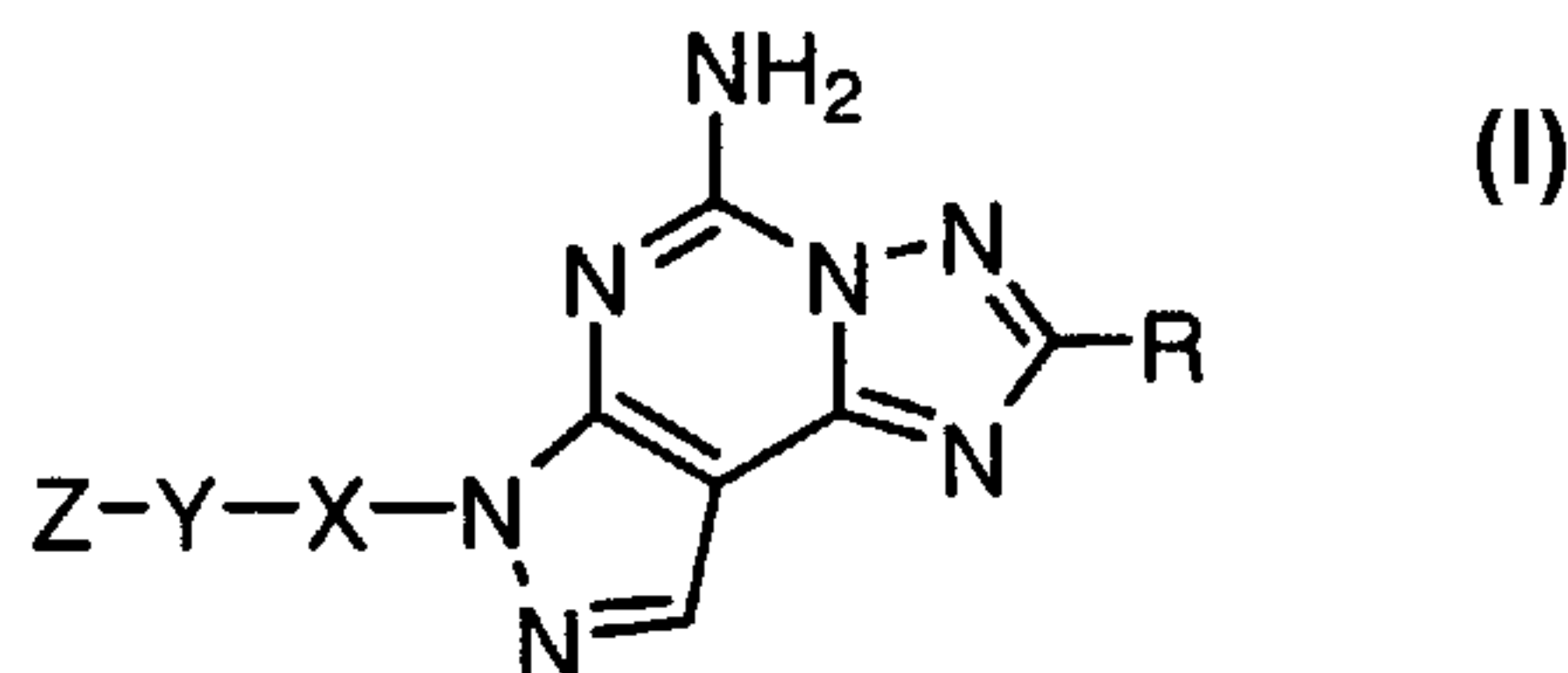
(75) Inventors/Applicants (for US only): NEUSTADT, Bernard, R. [US/US]; 24 Brook Place, West Orange, NJ 07052 (US). LINDO, Neil, A. [US/US]; 209 Commonwealth Avenue, New Providence, NJ 07974 (US). GREENLEE, William, J. [US/US]; 115 Herrick Avenue, Teaneck, NJ 07666 (US). TULSHIAN, Deen [US/US]; 4 Saddle Ridge Drive, Lebanon, NJ 08833 (US). SILVERMAN, Lisa, S. [US/US]; 214 Hana Road, Edison,

Declaration under Rule 4.17:

— as to the applicant's entitlement to claim the priority of the earlier application (Rule 4.17(iii)) for all designations

[Continued on next page]

(54) Title: ADENOSINE A2A RECEPTOR ANTAGONISTS



(57) Abstract: Compounds having the structural formula (I) or a pharmaceutically acceptable salt thereof, wherein R is optionally substituted phenyl, cycloalkenyl, or heteroaryl; X is alkylene or -C(O)CH₂-; Y is -N(R²)CH₂CH₂N(R³)-, -OCH₂CH₂N(R²)-, -O-, -S-, -CH₂S-, -(CH₂)₂-NH-, or optionally substituted, (Ia), m and n are 2-3, and Q is nitrogen or optionally substituted carbon; and Z is optionally substituted phenyl, phenylalkyl or heteroaryl, diphenylmethyl, R⁶-C(O)-, R⁶-SO₂-, R⁶-OC(O)-, R⁷-N(R⁸)-C(O)-, R⁷-N(R⁸)-C(S)-, phenyl-CH(OH)-, or phenyl-C(=NOR²)-; or when Q is CH, (Ib), phenylamino or pyridylamino; or Z and Y together are substituted piperidinyll or substituted phenyl; and R², R³, R⁶, R⁷, and R⁸ are as defined in the specification are disclosed, their use in the treatment of Parkinson's disease, alone or in combination with other agents for treating Parkinson's disease, and pharmaceutical compositions comprising them; also disclosed are a processes for preparing intermediates useful for preparing compounds of formula (I).

WO 01/92264 A1



Published:

- *with international search report*
- *before the expiration of the time limit for amending the claims and to be republished in the event of receipt of amendments*

For two-letter codes and other abbreviations, refer to the "Guidance Notes on Codes and Abbreviations" appearing at the beginning of each regular issue of the PCT Gazette.

5

10

ADENOSINE A_{2a} RECEPTOR ANTAGONISTS

BACKGROUND

The present invention relates to substituted 5-amino-pyrazolo-[4,3-e]-1,2,4-triazolo[1,5-c]pyrimidine adenosine A_{2a} receptor antagonists, the use of said compounds in the treatment of central nervous system diseases, in particular Parkinson's disease, and to pharmaceutical compositions comprising said compounds. The invention also relates to a process for preparing 5-amino-2-(substituted)pyrazolo[4,3-e]-1,2,4-triazolo-[1,5-c]pyrimidines, intermediates useful in preparing the claimed compounds.

Adenosine is known to be an endogenous modulator of a number of physiological functions. At the cardiovascular system level, adenosine is a strong vasodilator and a cardiac depressor. On the central nervous system, adenosine induces sedative, anxiolytic and antiepileptic effects. On the respiratory system, adenosine induces bronchoconstriction. At the kidney level, it exerts a biphasic action, inducing vasoconstriction at low concentrations and vasodilation at high doses. Adenosine acts as a lipolysis inhibitor on fat cells and as an antiaggregant on platelets.

Adenosine action is mediated by the interaction with different membrane specific receptors which belong to the family of receptors coupled with G proteins. Biochemical and pharmacological studies, together with advances in molecular biology, have allowed the identification of at least four subtypes of adenosine receptors: A₁, A_{2a}, A_{2b} and A₃. A₁ and A₃ are high-affinity, inhibiting the activity of the enzyme adenylate cyclase, and A_{2a} and A_{2b} are low-affinity, stimulating the activity of the same enzyme. Analogs of adenosine able to interact as antagonists with the A₁, A_{2a}, A_{2b} and A₃ receptors have also been identified.

Selective antagonists for the A_{2a} receptor are of pharmacological interest because of their reduced level of side effects. In the central nervous system, A_{2a} antagonists can have antidepressant properties and stimulate cognitive functions.

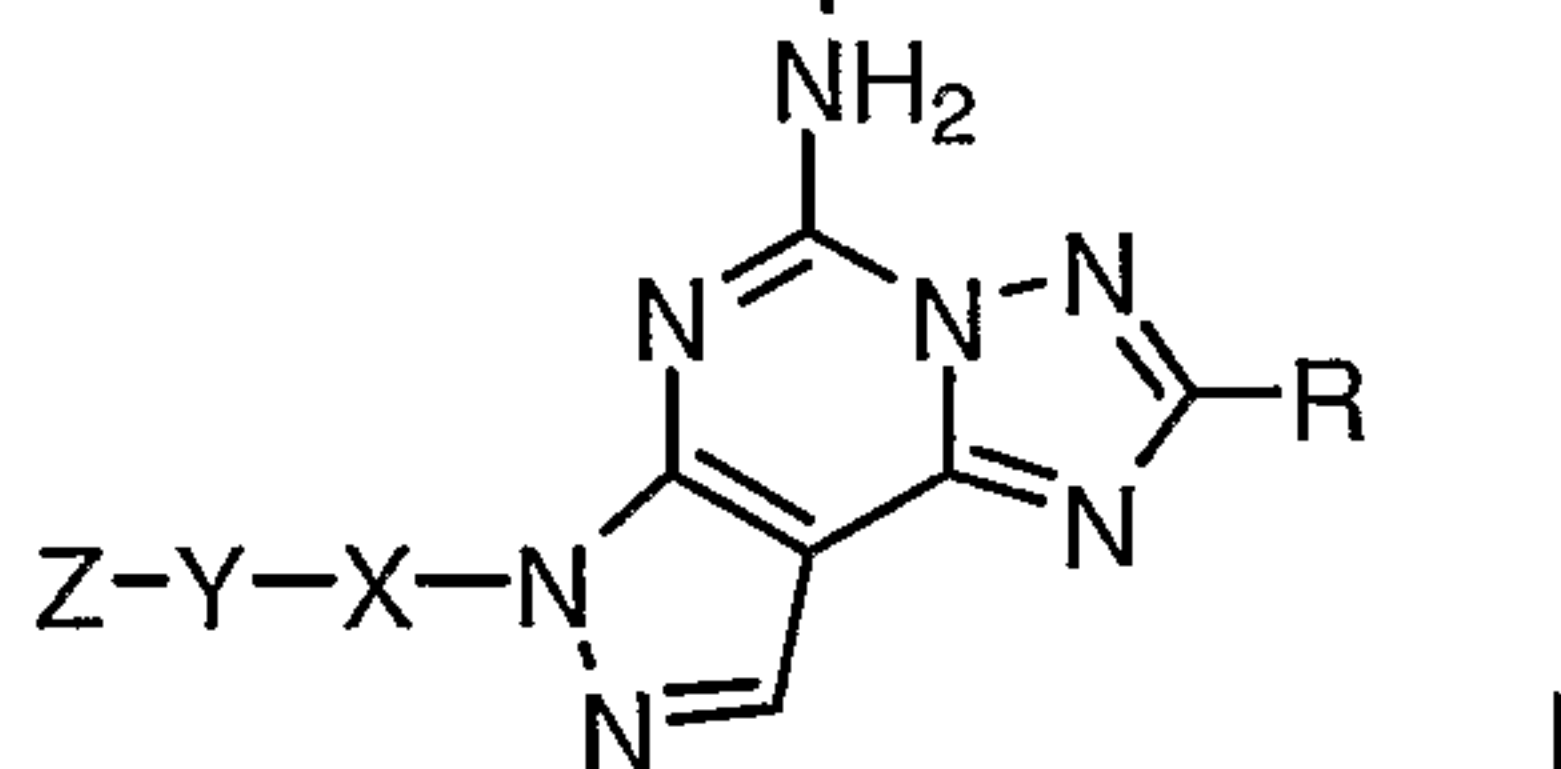
- 2 -

Moreover, data has shown that A_{2a} receptors are present in high density in the basal ganglia, known to be important in the control of movement. Hence, A_{2a} antagonists can improve motor impairment due to neurodegenerative diseases such as Parkinson's disease, senile dementia as in Alzheimer's disease, and psychoses of organic origin.

Some xanthine-related compounds have been found to be A_1 receptor selective antagonists, and xanthine and non-xanthine compounds have been found to have high A_{2a} affinity with varying degrees of A_{2a} vs. A_1 selectivity. Triazolo-pyrimidine adenosine A_{2a} receptor antagonists with different substitution at the 7-position have been disclosed previously, for example in WO 95/01356; US 5,565,460; WO 97/05138; and WO 98/52568.

SUMMARY OF THE INVENTION

The present invention relates to compounds having the structural formula I

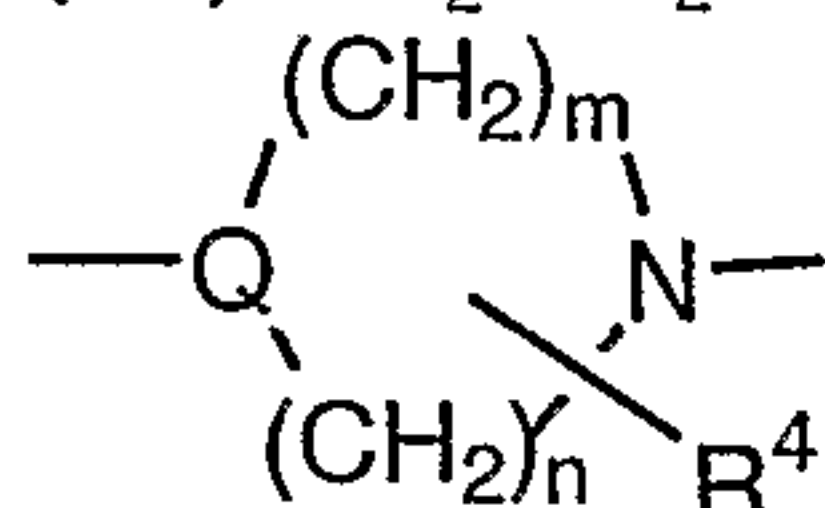


or a pharmaceutically acceptable salt thereof, wherein

R is R^1 -furanyl, R^1 -thienyl, R^1 -pyridyl, R^1 -pyridyl N-oxide, R^1 -oxazolyl, R^{10} -phenyl, R^1 -pyrrolyl or C_4 - C_6 cycloalkenyl;

X is C_2 - C_6 alkylene or $-C(O)CH_2-$;

Y is $-N(R^2)CH_2CH_2N(R^3)-$, $-OCH_2CH_2N(R^2)-$, $-O-$, $-S-$, $-CH_2S-$, $-(CH_2)_2-NH-$, or



and

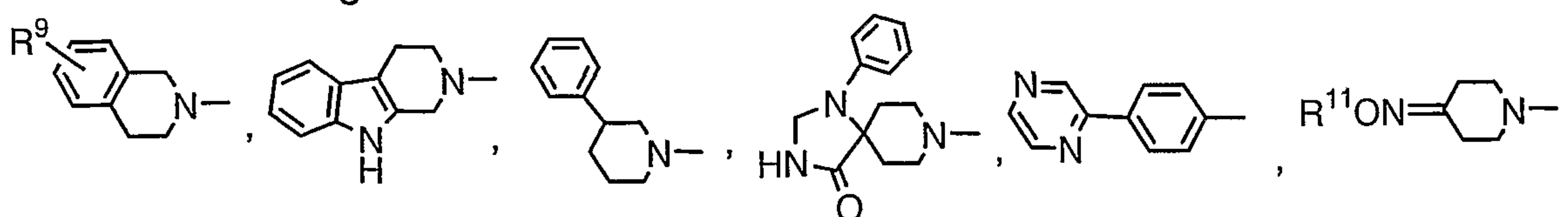
Z is R^5 -phenyl, R^5 -phenyl(C_1 - C_6)alkyl, R^5 -heteroaryl, diphenylmethyl, R^6 -C(O)-,

R^6 -SO₂-, R^6 -OC(O)-, R^7 -N(R^8)-C(O)-, R^7 -N(R^8)-C(S)-, , phenyl-CH(OH)-, or

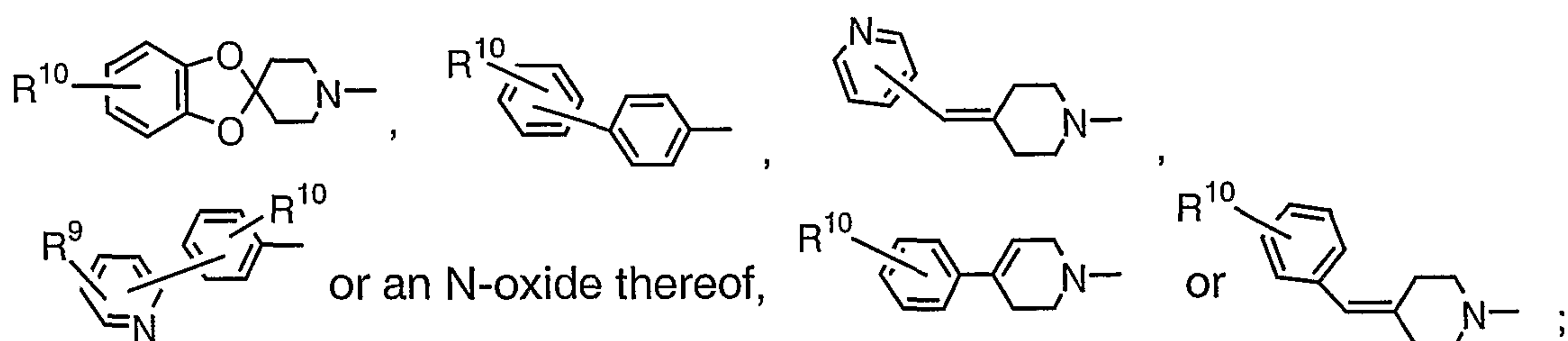
phenyl-C(=NOR²)-; or when Q is , Z is also phenylamino or pyridylamino;

or

Z and Y together are



- 3 -

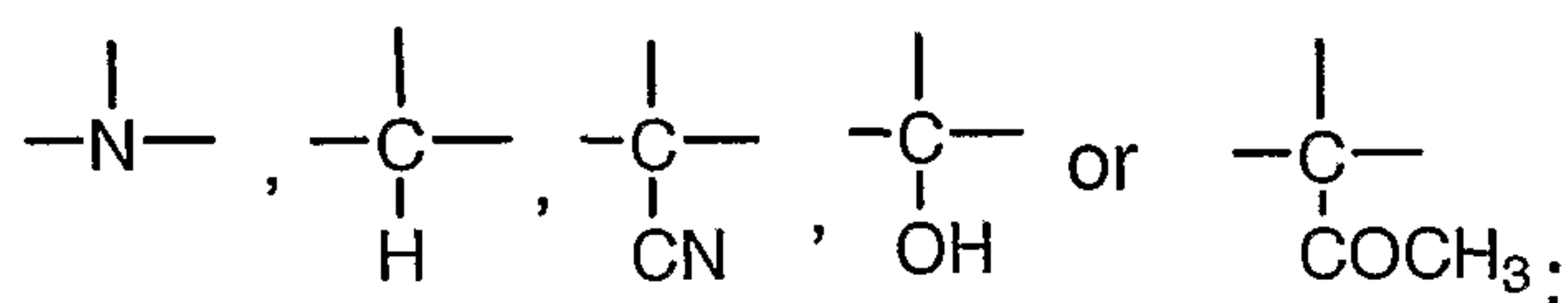


R^1 is 1 to 3 substituents independently selected from hydrogen, C_1 - C_6 -alkyl, $-CF_3$, halogen, $-NO_2$, $-NR^{12}R^{13}$, C_1 - C_6 alkoxy, C_1 - C_6 alkylthio, C_1 - C_6 alkylsulfinyl, and C_1 - C_6 alkylsulfonyl;

5 R^2 and R^3 are independently selected from the group consisting of hydrogen and C_1 - C_6 alkyl;

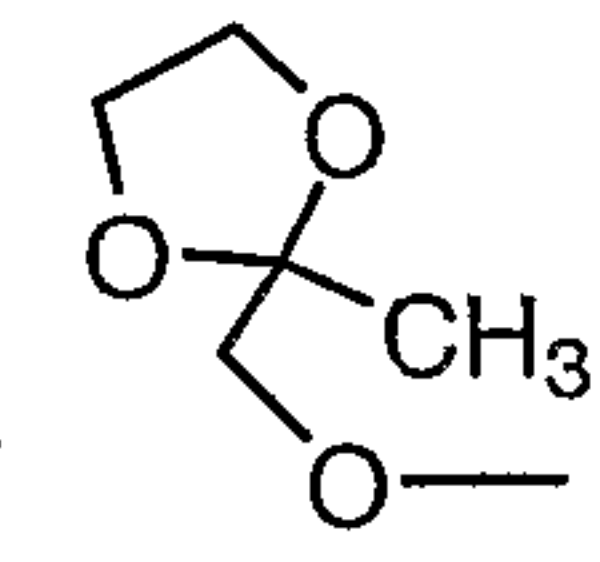
m and n are independently 2-3;

Q is

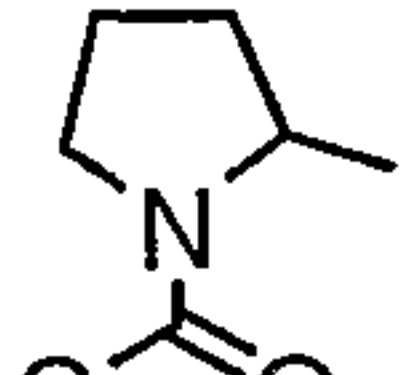


10 R^4 is 1-2 substituents independently selected from the group consisting of hydrogen and C_1 - C_6 alkyl, or two R^4 substituents on the same carbon can form $=O$;

15 R^5 is 1 to 5 substituents independently selected from the group consisting of hydrogen, halogen, C_1 - C_6 alkyl, hydroxy, C_1 - C_6 alkoxy, $-CN$, di-((C_1 - C_6)alkyl)amino, $-CF_3$, $-OCF_3$, acetyl, $-NO_2$, hydroxy(C_1 - C_6)alkoxy, (C_1 - C_6)-alkoxy(C_1 - C_6)alkoxy, di-((C_1 - C_6)-alkoxy)(C_1 - C_6)alkoxy, (C_1 - C_6)-alkoxy(C_1 - C_6)alkoxy- $(C_1$ - C_6)-alkoxy, carboxy(C_1 - C_6)-alkoxy, (C_1 - C_6)-alkoxycarbonyl(C_1 - C_6)alkoxy, (C_3 - C_6)cycloalkyl(C_1 - C_6)alkoxy, di-((C_1 - C_6)alkyl)amino(C_1 - C_6)alkoxy, morpholinyl, (C_1 - C_6)alkyl- SO_2 -, (C_1 - C_6)alkyl- SO - $(C_1$ - C_6)alkoxy, tetrahydropyranyloxy, (C_1 - C_6)alkylcarbonyl(C_1 - C_6)-alkoxy, (C_1 - C_6)-alkoxycarbonyl, (C_1 - C_6)alkylcarbonyloxy(C_1 - C_6)-alkoxy, $-SO_2NH_2$, phenoxy,

20 $\begin{array}{c} (C_1-C_6 \text{ alkyl}) \\ | \\ -C=NOR^2 \end{array}$, ; or adjacent R^5 substituents together are $-O-CH_2-O-$, $-O-CH_2CH_2-O-$, $-O-CF_2-O-$ or $-O-CF_2CF_2-O-$ and form a ring with the carbon atoms to which they are attached;

R^6 is (C_1 - C_6)alkyl, R^5 -phenyl, R^5 -phenyl(C_1 - C_6)alkyl, thienyl, pyridyl, (C_3 - C_6)-cycloalkyl, (C_1 - C_6)alkyl- $OC(O)-NH-(C_1$ - C_6)alkyl-, di-((C_1 - C_6)alkyl)aminomethyl, or

25  $(C_1$ - C_6)alkyl-O-C(=O)- ;

R^7 is (C_1 - C_6)alkyl, R^5 -phenyl or R^5 -phenyl(C_1 - C_6)alkyl;

- 4 -

R^8 is hydrogen or C_1 - C_6 alkyl; or R^7 and R^8 together are $-(CH_2)_p-A-(CH_2)_q$, wherein p and q are independently 2 or 3 and A is a bond, $-CH_2-$, $-S-$ or $-O-$, and form a ring with the nitrogen to which they are attached;

R^9 is 1-2 groups independently selected from hydrogen, C_1 - C_6 alkyl, hydroxy, C_1 - C_6 alkoxy, halogen, $-CF_3$ and (C_1-C_6) alkoxy (C_1-C_6) alkoxy ;

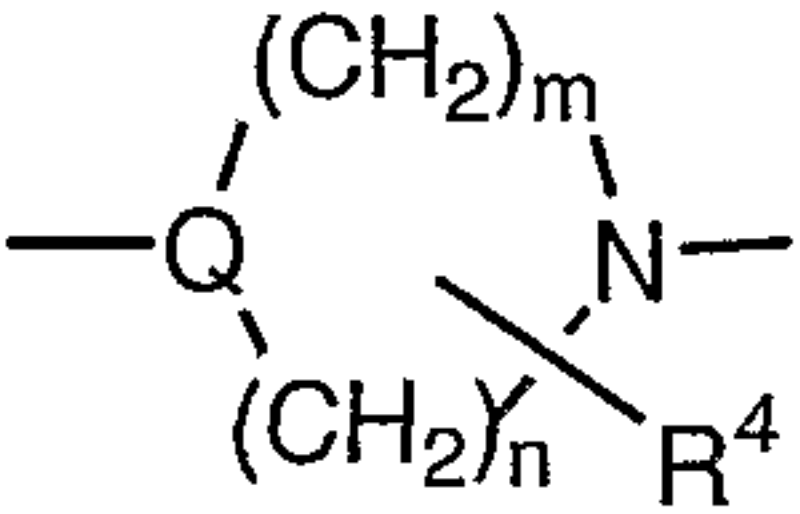
R^{10} is 1 to 5 substituents independently selected from the group consisting of hydrogen, halogen, C_1 - C_6 alkyl, hydroxy, C_1 - C_6 alkoxy, $-CN$, $-NH_2$, C_1 - C_6 alkylamino, di- $((C_1-C_6)$ alkyl)amino, $-CF_3$, $-OCF_3$ and $-S(O)_{0-2}(C_1-C_6)$ alkyl;

R^{11} is H, C_1 - C_6 alkyl, phenyl, benzyl, C_2 - C_6 alkenyl, C_1 - C_6 alkoxy (C_1-C_6) alkyl, di- $((C_1-C_6)$ alkyl)amino (C_1-C_6) alkyl, pyrrolidinyl (C_1-C_6) alkyl or piperidino (C_1-C_6) alkyl;

R^{12} is H or C_1 - C_6 alkyl; and

R^{13} is (C_1-C_6) alkyl- $C(O)-$ or (C_1-C_6) alkyl- SO_2- .

Preferred compounds of formula I are those wherein R is R^1 -furanyl, R^1 -thienyl, R^1 -pyrrolyl or R^{10} -phenyl, more preferably R^1 -furanyl. R^1 is preferably hydrogen or halogen. Another group of preferred compounds is that wherein X is alkylene,

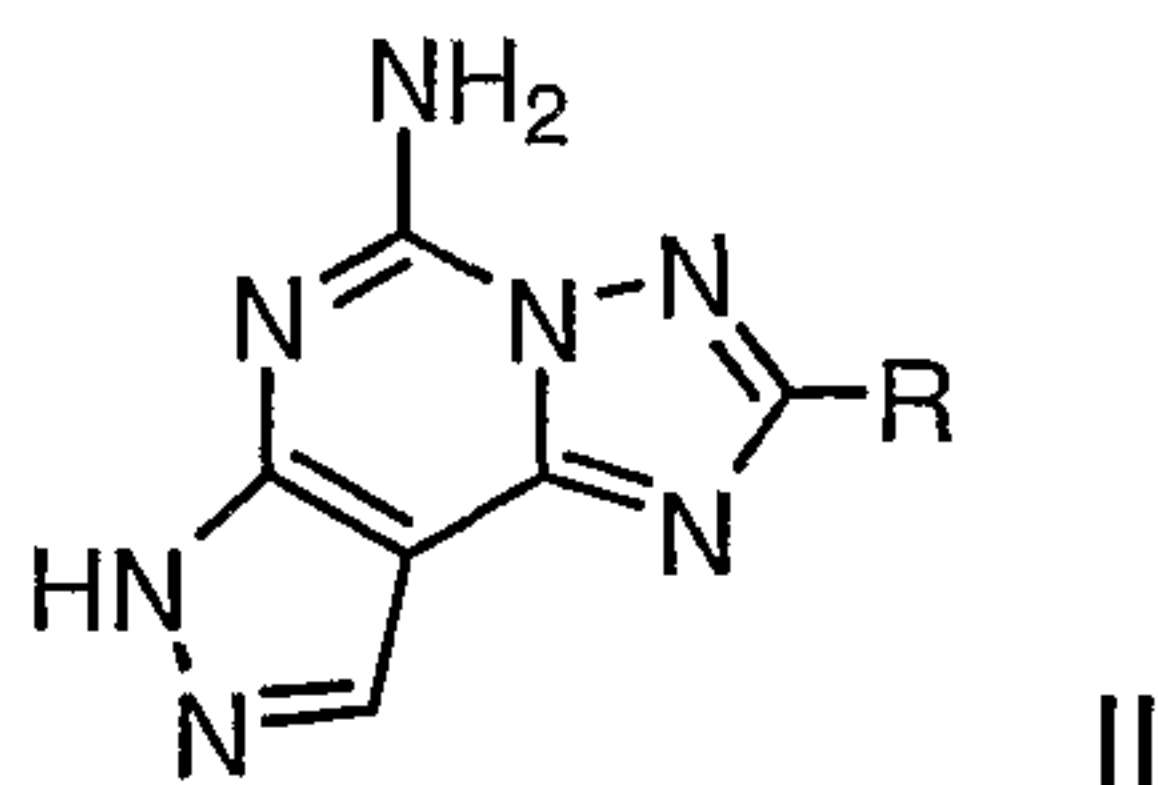
preferably ethylene. Y is preferably  wherein Q is $-N-$ or $-CH-$, with Q preferably being nitrogen. Preferably, m and n are each 2, and R^4 is H. A preferred definition for Z is R^5 -phenyl, R^5 -heteroaryl, R^6 - $C(O)-$ or R^6 - SO_2- . R^5 is preferably H, halogen, alkyl, alkoxy, hydroxyalkoxy or alkoxyalkoxy. R^6 is preferably R^5 -phenyl.

Another aspect of the invention is a pharmaceutical composition comprising a therapeutically effective amount of a compound of formula I in a pharmaceutically acceptable carrier.

Yet another aspect of the invention is a method of treating central nervous system diseases such as depression, cognitive diseases and neurodegenerative diseases such as Parkinson's disease, senile dementia or psychoses of organic origin, and stroke, comprising administering a compound of formula I to a mammal in need of such treatment. In particular, the invention is drawn to the method of treating Parkinson's disease comprising administering a compound of formula I to a mammal in need of such treatment.

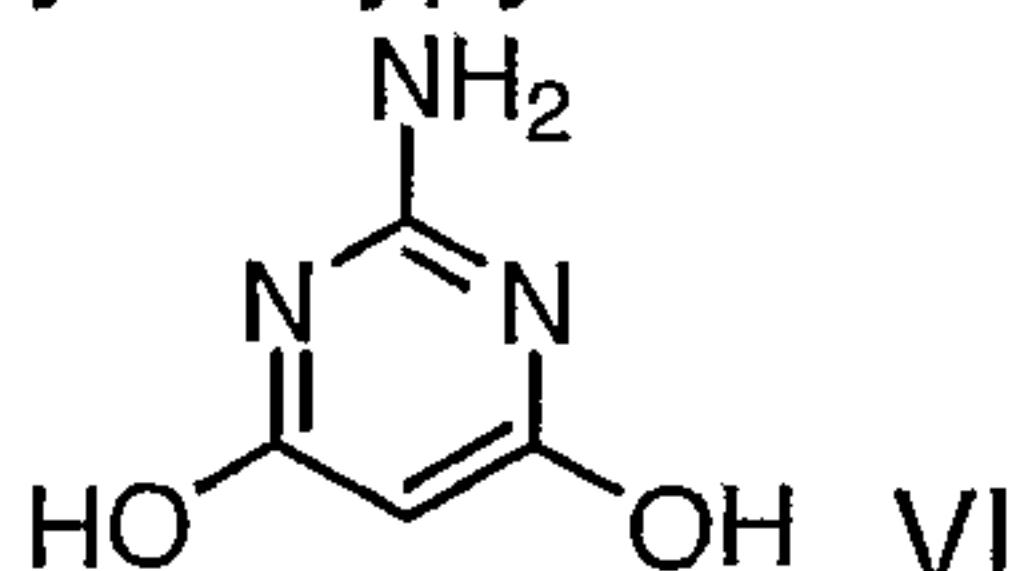
Another aspect of the invention is a process for preparing 5-amino-2-(R -substituted)-pyrazolo[4,3- e]-1,2,4-triazolo-[1,5- c]pyrimidines of formula II, which are intermediates useful in the preparation of compounds of formula I. The process of preparing compounds of formula II

- 5 -

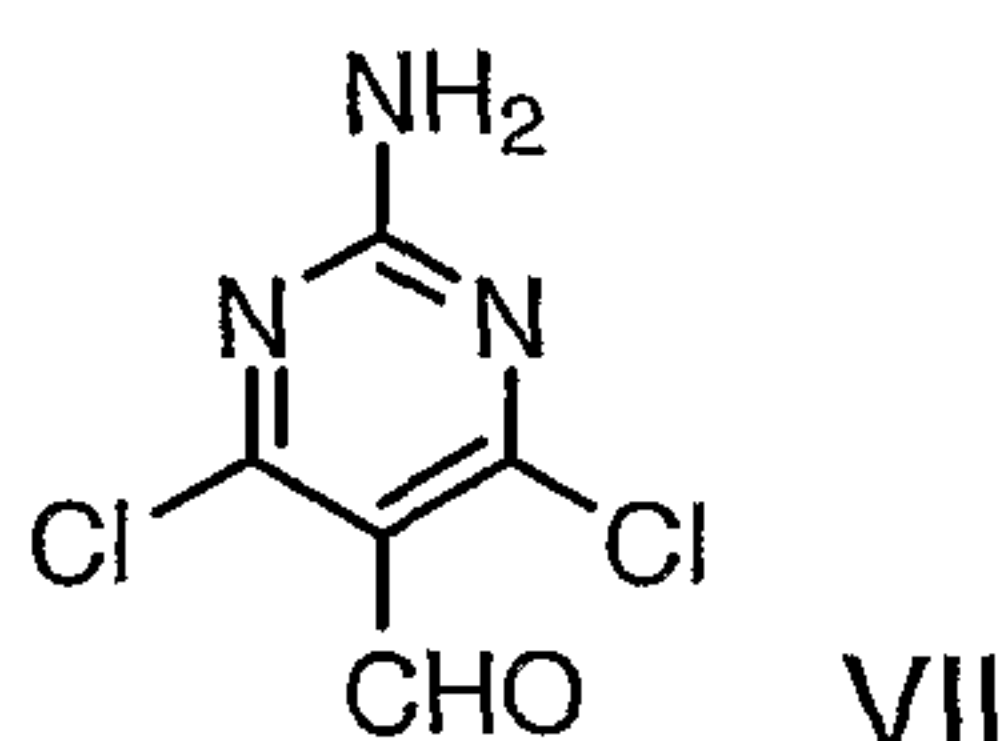


wherein R is as defined above, comprises

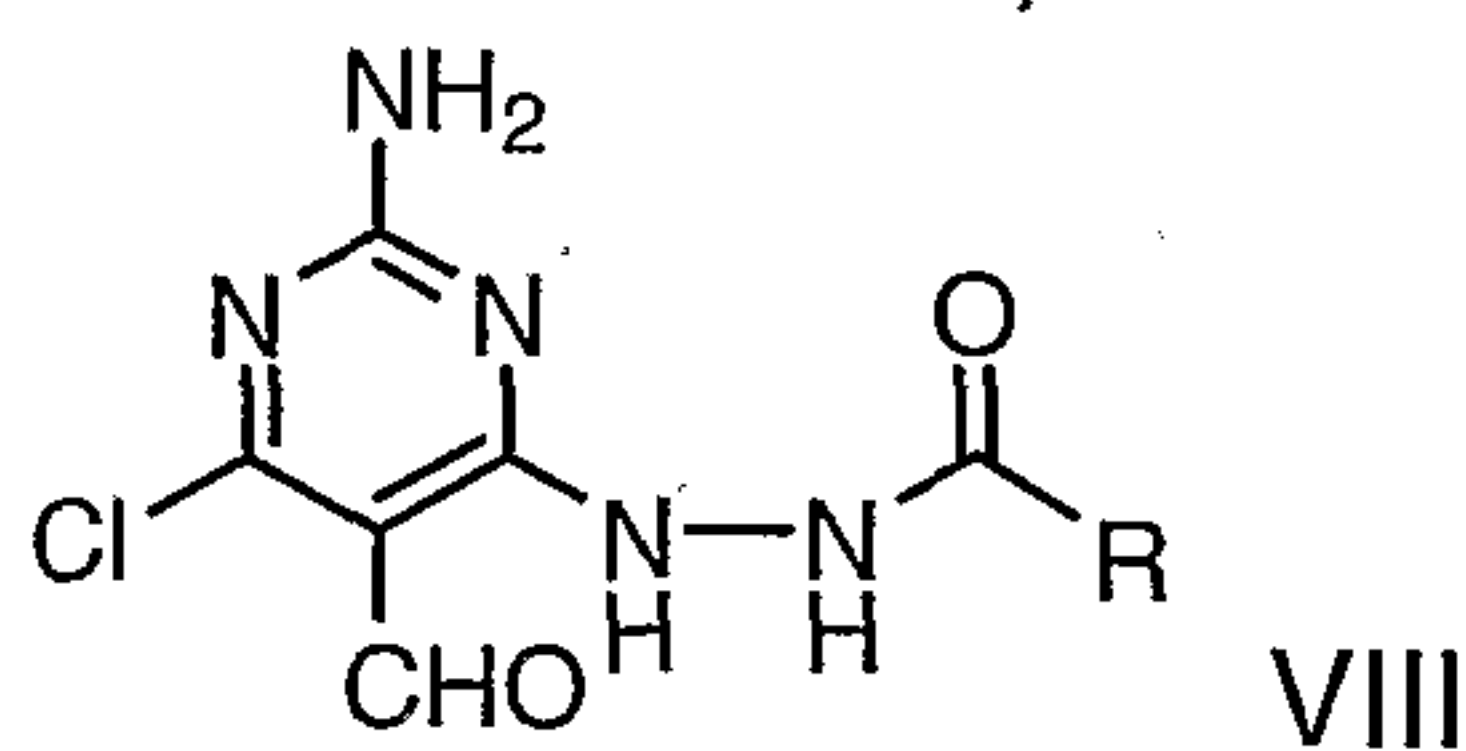
(1) treating 2-amino-4,6-dihydroxypyrimidine



5 with POCl₃ in dimethylformamide (DMF) to obtain 2-amino-4,6-dichloropyrimidine-5-carboxaldehyde

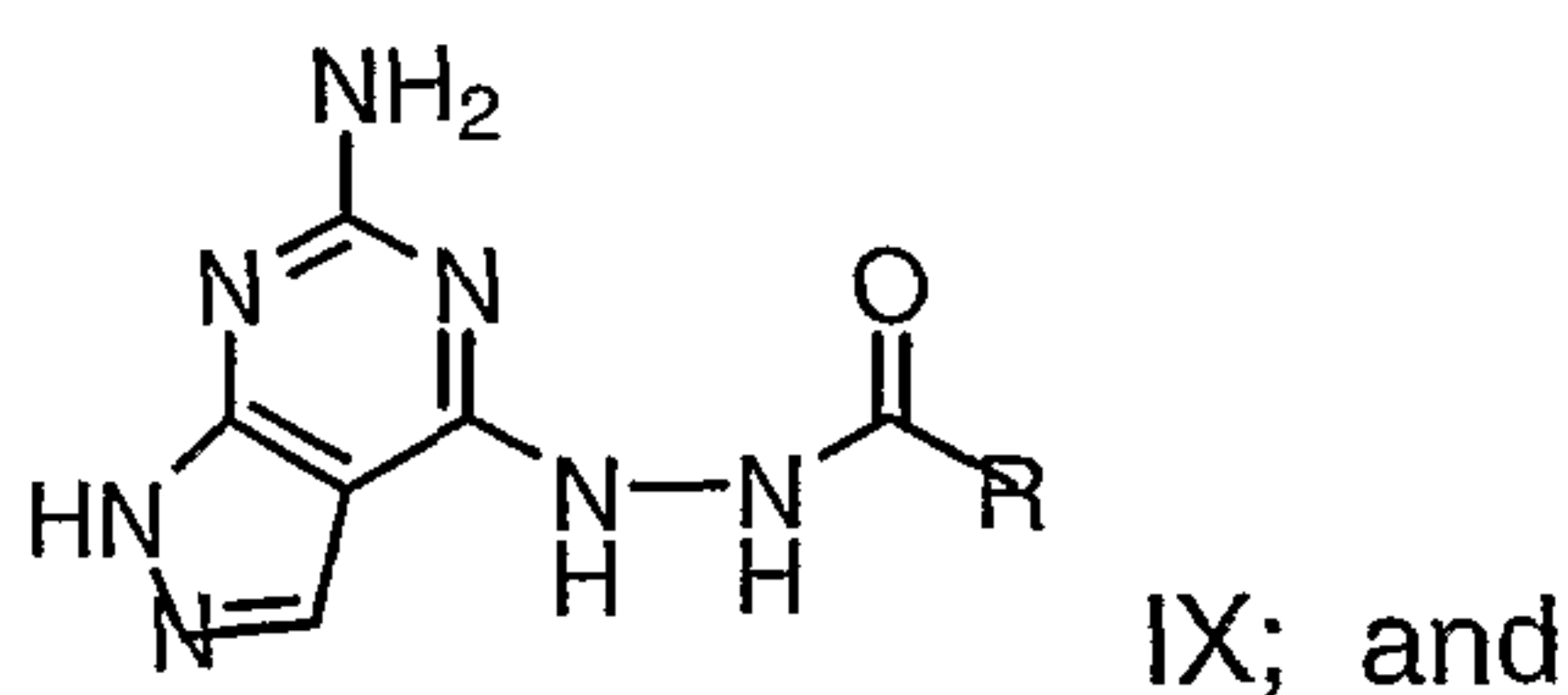


(2) treating carboxaldehyde VII with a hydrazide of the formula H₂N-NH-C(O)-R, wherein R is as defined above, to obtain



10

(3) treating the intermediate of formula VIII with hydrazine hydrate to form a pyrazolo ring, thus obtaining the intermediate of formula IX



(4) forming the desired compound of formula II by dehydrative rearrangement.

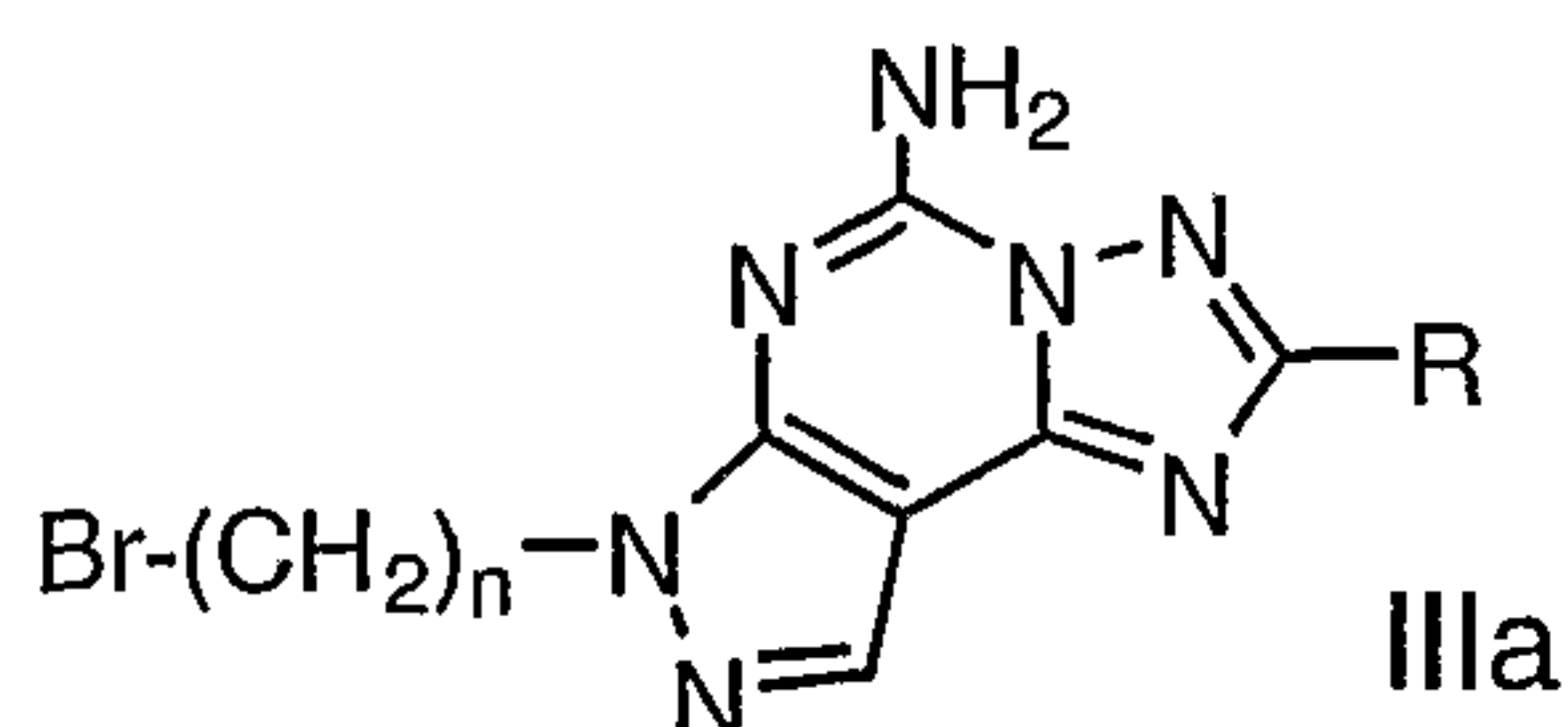
15

A preferred aspect of the process is the dehydrative rearrangement of the intermediate of formula IX to obtain the 5-amino-2-(R-substituted)-pyrazolo[4,3-e]-1,2,4-triazolo[1,5-c]pyrimidine of formula II. Preferred embodiments of the process use 2-furoic hydrazide or 2-thienoylhydrazide in step 2, thus preparing compounds of formula II wherein R is 2-furyl or 2-thienyl.

20

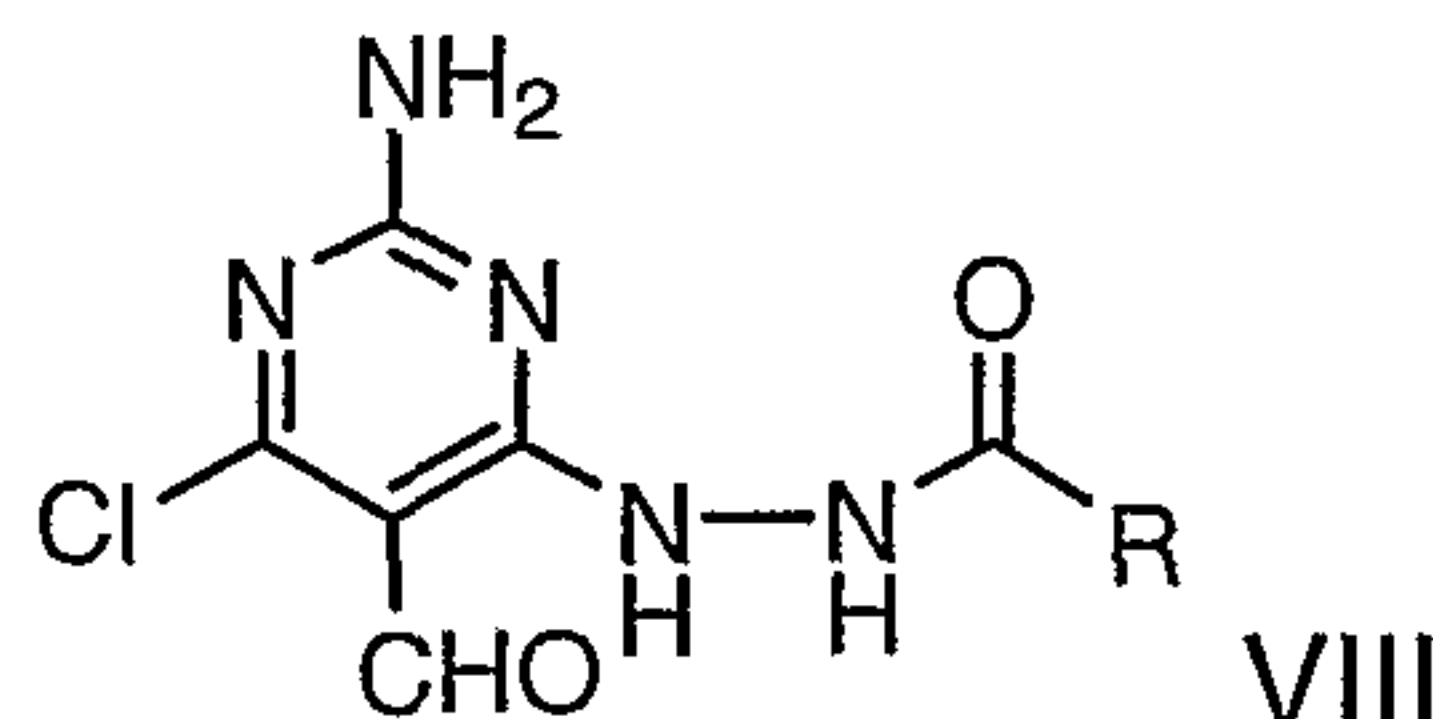
Another aspect of the invention is a process for preparing 7-bromoalkyl-5-amino-2-(R-substituted)-pyrazolo[4,3-e]-1,2,4-triazolo-[1,5-c]pyrimidines of formula IIIa, which are intermediates useful in the preparation of compounds of formula I. The process of preparing compounds of formula IIIa

- 6 -

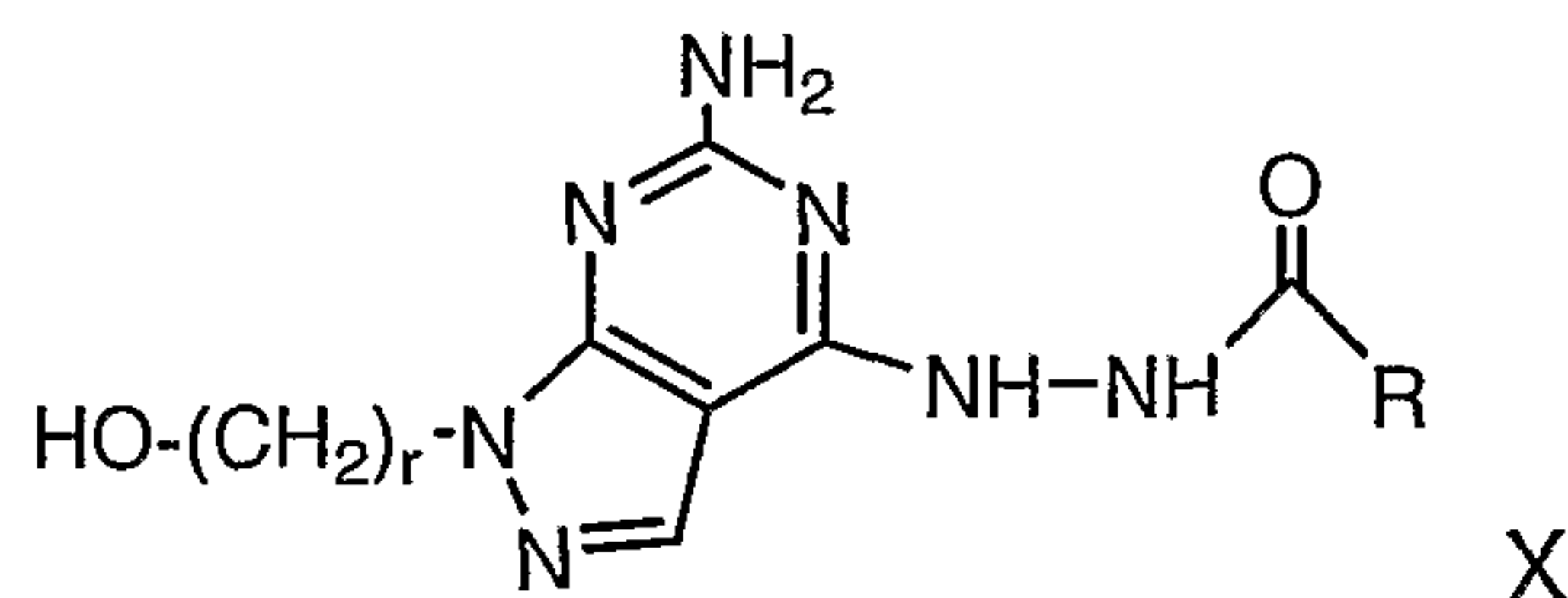


wherein R is as defined above, comprises

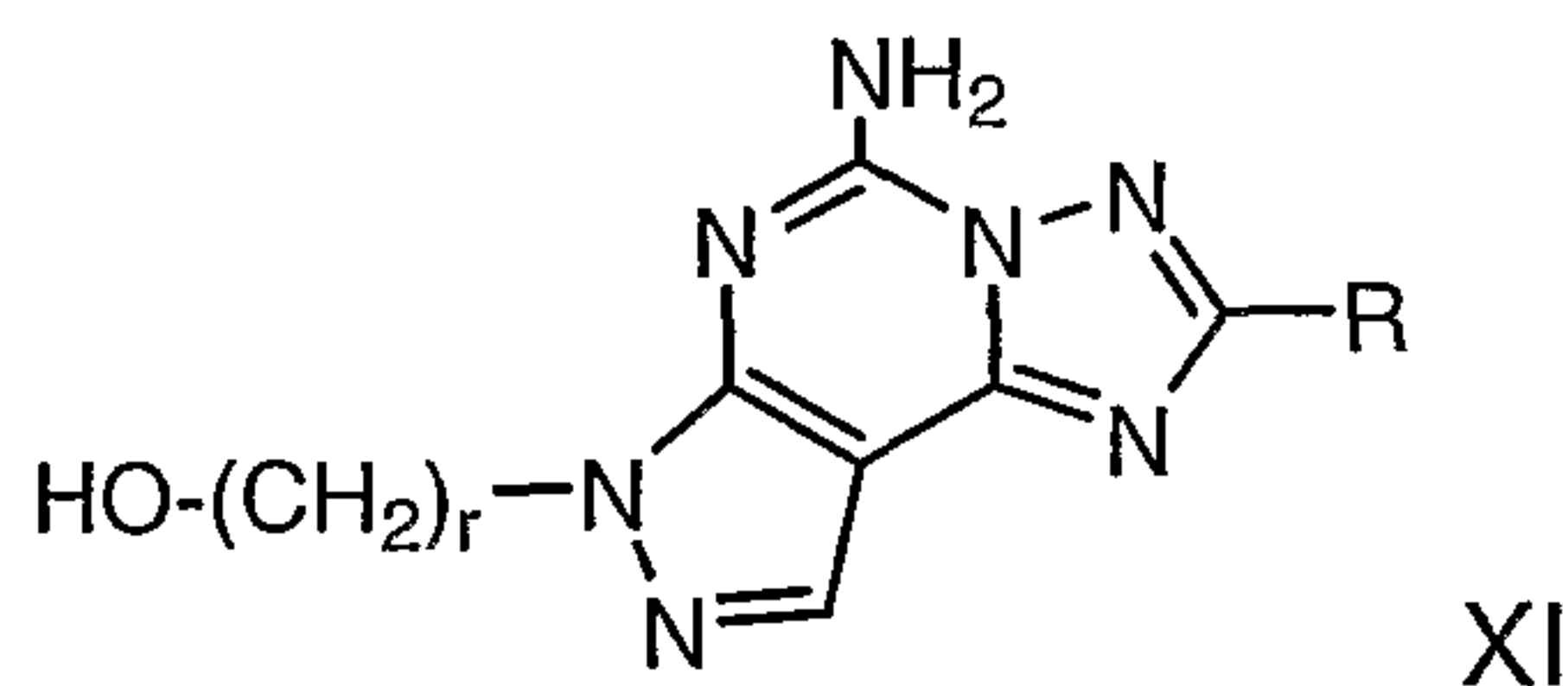
(1) treating a chloride of formula VIII



5 with a hydroxyalkyl hydrazine of the formula HO-(CH₂)_r-NHNH₂, wherein r is 2-6, to obtain



(2) cyclizing the intermediate of formula X by dehydrative rearrangement to obtain the tricyclic intermediate of formula XI



10 (3) converting the hydroxy compound of formula XI to the bromide of formula IIIa.

Still another aspect of the invention is a method of treating Parkinson's disease with a combination of a compound of formula I and one or more agents known to be useful in the treatment of Parkinson's disease, for example dopamine; a dopaminergic agonist; an inhibitor of monoamine oxidase, type B (MAO-B); a DOPA decarboxylase inhibitor (DCI); or a catechol-O-methyltransferase (COMT) inhibitor. Also claimed is a pharmaceutical composition comprising a compound of formula I and one or more agents known to be useful in the treatment of Parkinson's in a pharmaceutically acceptable carrier.

15
20

DETAILED DESCRIPTION

As used herein, the term alkyl includes straight or branched chains. Alkylene, referring to a divalent alkyl group, similarly refers to straight or branched chains. Cycloalkylene refers to a divalent cycloalkyl group. Cycloalkenyl refers to a C₄-C₆ cycloalkyl ring comprising one double bond.

25

- 7 -

Heteroaryl means a single ring, bicyclic or benzofused heteroaromatic group of 5 to 10 atoms comprised of 2 to 9 carbon atoms and 1 to 4 heteroatoms independently selected from the group consisting of N, O and S, provided that the rings do not include adjacent oxygen and/or sulfur atoms. N-oxides of the ring nitrogens are also included. Examples of single-ring heteroaryl groups are pyridyl, oxazolyl, isoxazolyl, oxadiazolyl, furanyl, pyrrolyl, thienyl, imidazolyl, pyrazolyl, tetrazolyl, thiazolyl, isothiazolyl, thiadiazolyl, pyrazinyl, pyrimidyl, pyridazinyl and triazolyl. Examples of bicyclic heteroaryl groups are naphthyridyl (e.g., 1, 5 or 1,7), imidazopyridyl, pyrido[2,3]imidazolyl, pyridopyrimidinyl and 7-azaindolyl. Examples of benzofused heteroaryl groups are indolyl, quinolyl, isoquinolyl, phthalazinyl, benzothienyl (i.e., thionaphthenyl), benzimidazolyl, benzofuranyl, benzoxazolyl and benzofurazanyl. All positional isomers are contemplated, e.g., 2-pyridyl, 3-pyridyl and 4-pyridyl. R⁵-substituted heteroaryl refers to such groups wherein substitutable ring carbon atoms have a substituent as defined above.

Certain compounds of the invention may exist in different stereoisomeric forms (e.g., enantiomers, diastereoisomers and atropisomers). The invention contemplates all such stereoisomers both in pure form and in mixture, including racemic mixtures.

Certain compounds will be acidic in nature, e.g. those compounds which possess a carboxyl or phenolic hydroxyl group. These compounds may form pharmaceutically acceptable salts. Examples of such salts may include sodium, potassium, calcium, aluminum, gold and silver salts. Also contemplated are salts formed with pharmaceutically acceptable amines such as ammonia, alkyl amines, hydroxyalkylamines, N-methylglucamine and the like.

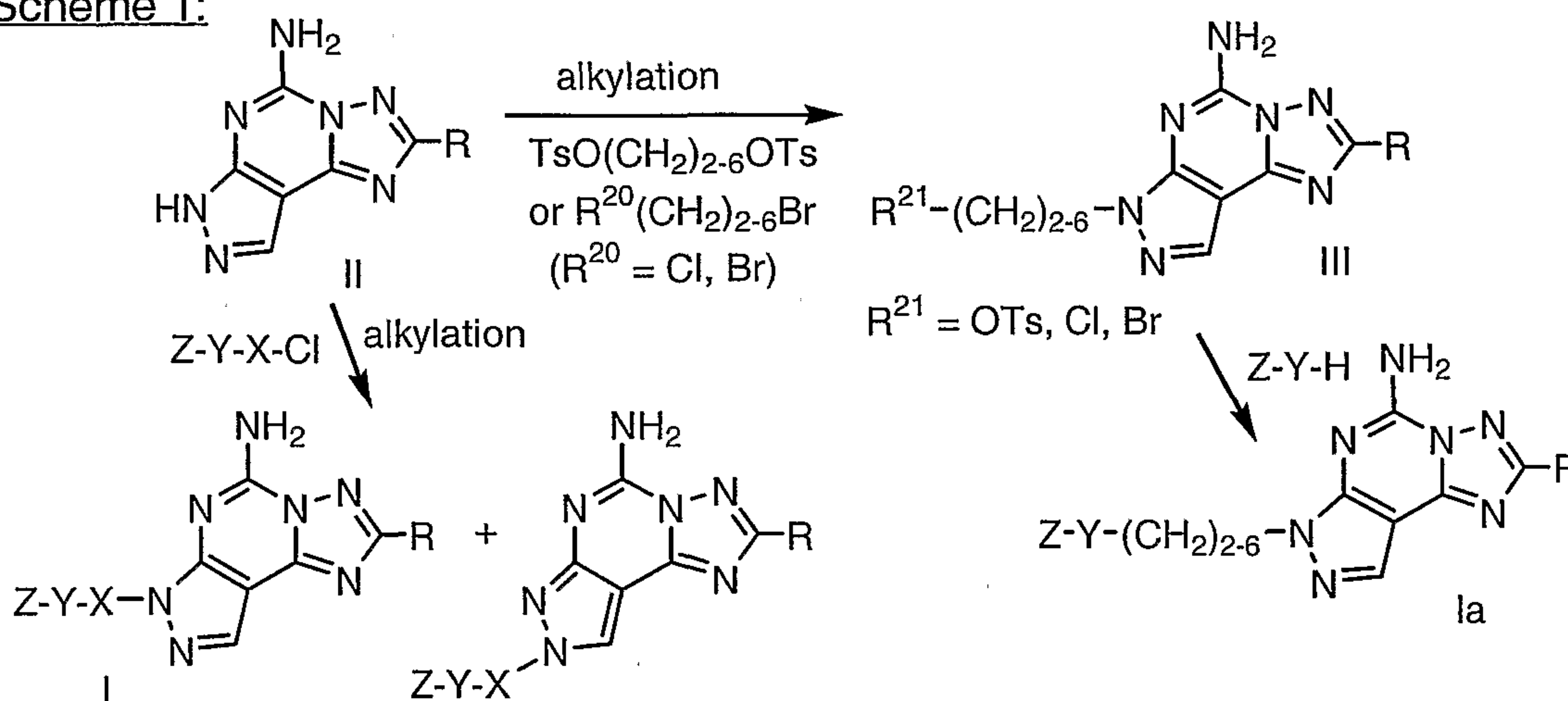
Certain basic compounds also form pharmaceutically acceptable salts, e.g., acid addition salts. For example, pyrido-nitrogen atoms may form salts with strong acid, while compounds having basic substituents such as amino groups also form salts with weaker acids. Examples of suitable acids for salt formation are hydrochloric, sulfuric, phosphoric, acetic, citric, oxalic, malonic, salicylic, malic, fumaric, succinic, ascorbic, maleic, methanesulfonic and other mineral and carboxylic acids well known to those skilled in the art. The salts are prepared by contacting the free base form with a sufficient amount of the desired acid to produce a salt in the conventional manner. The free base forms may be regenerated by treating the salt with a suitable dilute aqueous base solution such as dilute aqueous NaOH, potassium carbonate, ammonia and sodium bicarbonate. The free base forms differ from their respective salt forms somewhat in certain physical properties, such as solubility in polar solvents, but the acid and base salts are otherwise equivalent to their respective free base forms for purposes of the invention.

- 8 -

All such acid and base salts are intended to be pharmaceutically acceptable salts within the scope of the invention and all acid and base salts are considered equivalent to the free forms of the corresponding compounds for purposes of the invention.

5 Compounds of formula I can be prepared by known methods from starting materials either known in the art or prepared by methods known in the art; see, for example, WO 95/01356 and *J. Med. Chem.*, **39** (1996) 1164-1171.

10 Preferably, the compounds of formula I are prepared by the methods shown in the following reaction schemes. In Scheme 1, alkylation of a 5-amino-pyrazolo[4,3-e]-[1,2,4]-triazolo[1,5-c]pyrimidine of formula II is used to prepare compounds of formula I: Scheme 1:



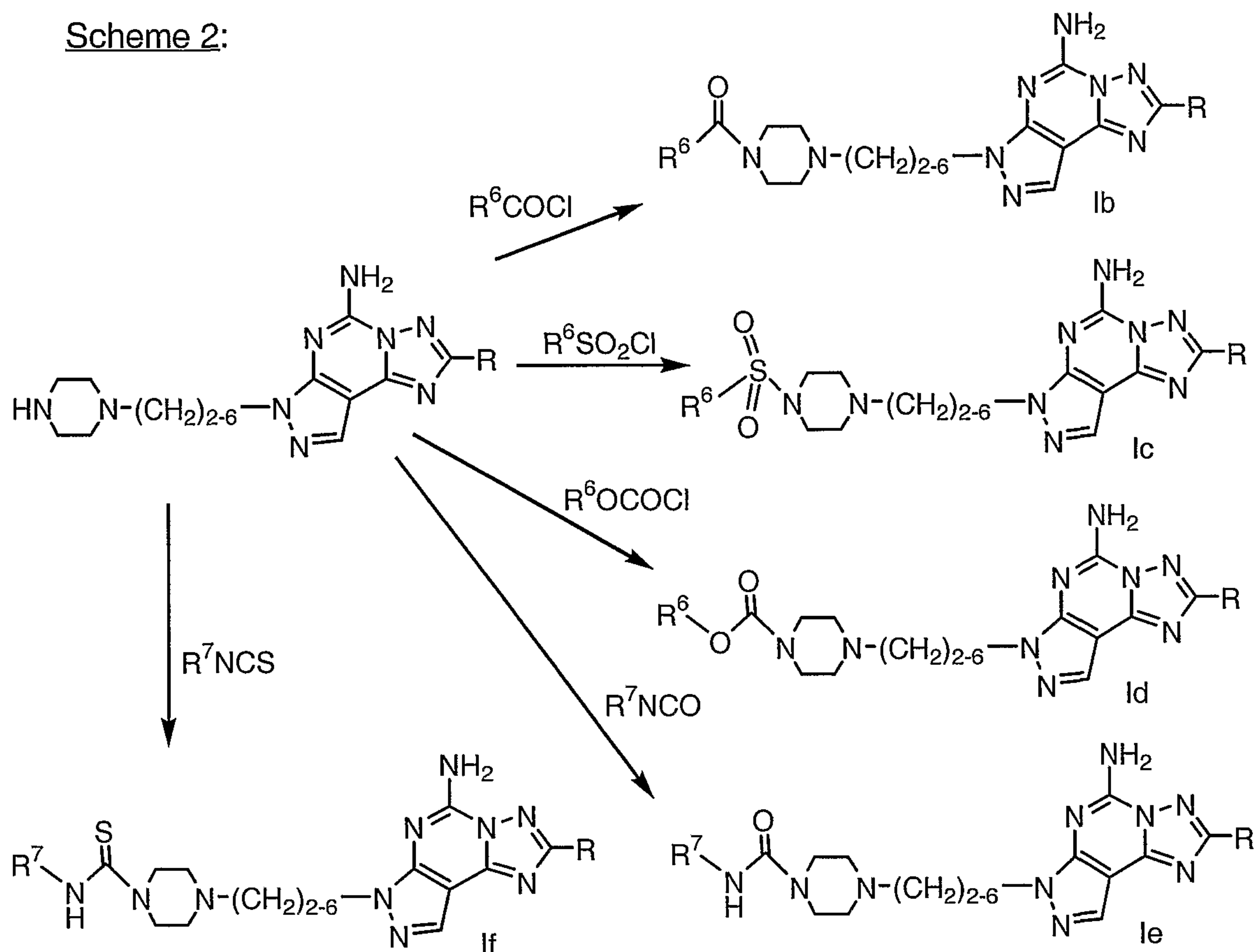
15 Starting materials of formula II can be reacted with an alkyl diol ditosylate and a base such as NaH in an inert solvent such as dimethylformamide (DMF), or with a chloro-bromo- or dibromo-alkyl compound under similar conditions, to obtain the alkyl-substituted intermediate of formula III. The compound of formula III is then reacted with an amine of the formula Z-Y-H in an inert solvent such as DMF at an elevated temperature to obtain a compound of formula Ia, i.e., a compound of formula I wherein X is alkylene.

20 Alternatively, starting materials of formula II can be reacted with a compound of formula Z-Y-X-Cl and a base such as NaH in an inert solvent such as DMF to obtain a mixture of a 7-substituted compound of formula I and the corresponding 8-substituted compound.

25 To prepare compounds of formula I wherein Y is piperazinyl and Z is R⁶-C(O)-, R⁶-SO₂-, R⁶-OC(O)-, R⁷-N(R⁸)-C(O)- or R⁷-N(R⁸)-C(S)-, a compound of formula I wherein Z-Y is 4-t-butoxycarbonyl-1-piperazinyl is deprotected, for example by reaction with an acid such as HCl. The resultant free piperazinyl compound, IV, is treated according to procedures well known in the art to obtain the desired compounds. The following Scheme 2 summarizes such procedures:

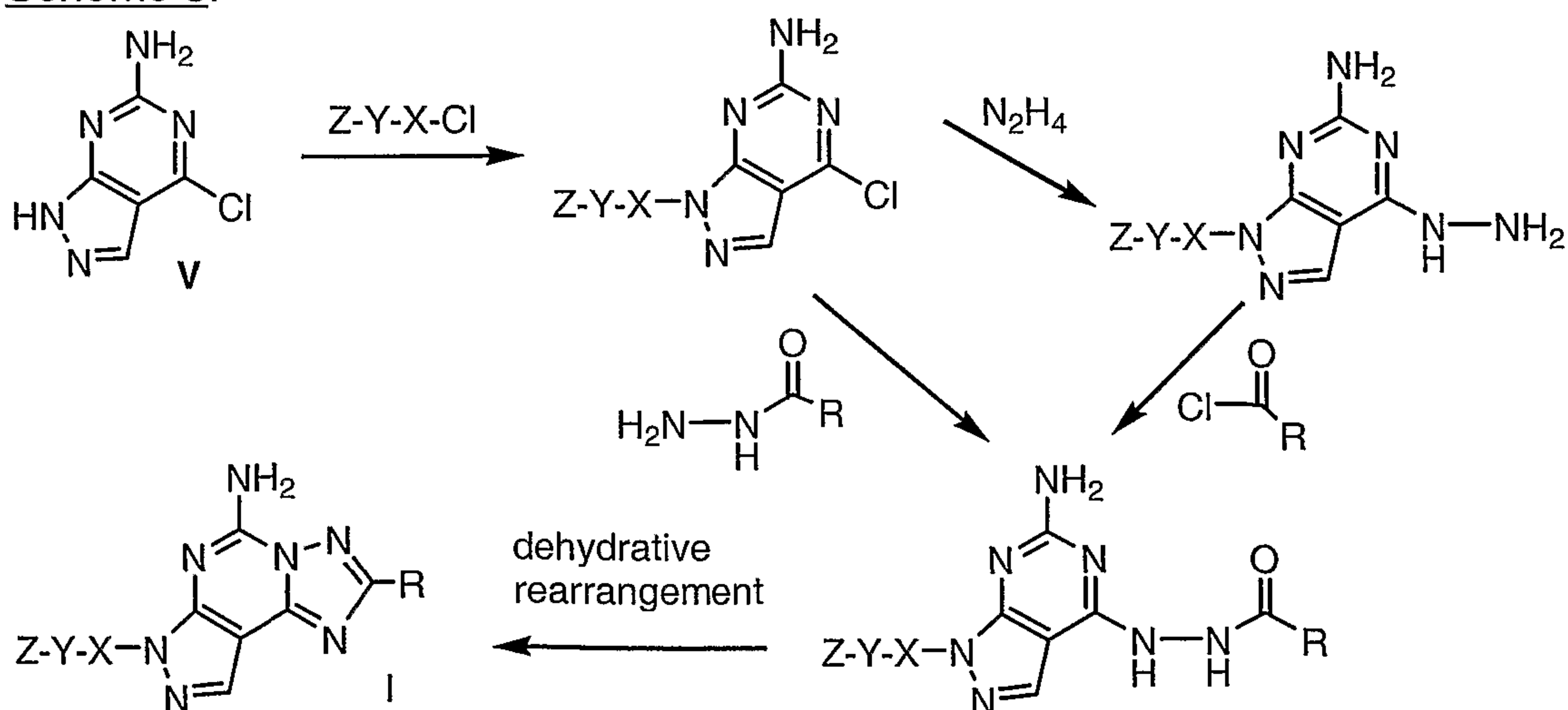
- 9 -

Scheme 2:



Another method for preparing compounds of formula I is shown in Scheme 3:

Scheme 3:



5

In this procedure, chloropyrazolo-pyrimidine V is reacted with a compound of formula Z-Y-X-Cl in a manner similar to the alkylation procedure of Scheme 1, and the resultant intermediate is reacted with a hydrazide of formula $\text{H}_2\text{N-NH-C(O)-R}$ (or with hydrazine hydrate, followed by a compound of formula Cl-C(O)-R). The resultant hydrazide undergoes dehydrative rearrangement, e.g., by treatment with N,O-bis-

10

- 10 -

(trimethylsilyl)acetamide (BSA) or a combination of BSA and hexamethyldisilazane (HMDS) and at elevated temperatures.

Starting materials are known or can be prepared by processes known in the art. However, compounds of formula II are preferably prepared by the novel process disclosed above and described in further detail here.

In the first step of the process, 2-amino-4,6-dihydropyrimidine (VI) is converted to the corresponding 4,6-dichloro-5-carboxaldehyde by treatment with POCl_3 or SOCl_2 in DMF as described in *Helv. Chim. Acta*, **69** (1986), 1602-1613. The reaction is carried out at an elevated temperature, preferably about 100°C , for 2 to 8 hours, preferably about 5 hours.

In the second step, 2-amino-4,6-dichloropyrimidine-5-carboxaldehyde (VII) is treated with a hydrazide of the formula $\text{H}_2\text{N-NH-C(O)-R}$, wherein R is as defined above, to obtain the compound of formula VIII; the compound of formula VI and the hydrazide are used in a molar ratio of approximately 1:1, with a slight excess of the hydrazide being preferred. The reaction is carried out at room temperature or up to about 80°C in a solvent such as CH_3CN or DMF. The reaction time is about 16 hours (e.g., overnight).

In the third step, the compound of formula VIII is heated at $60\text{-}100^\circ\text{C}$ with 1-5 equivalents of hydrazine hydrate in a solvent such as CH_3CN or DMF for 1-24 hours to obtain the compound of formula IX.

In the last step, the compound of formula IX undergoes dehydrative rearrangement by treatment with a mixture of HMDS and BSA or with BSA alone. The reaction is carried out at elevated temperatures, preferably about 120°C , for about 16 hours (e.g., overnight).

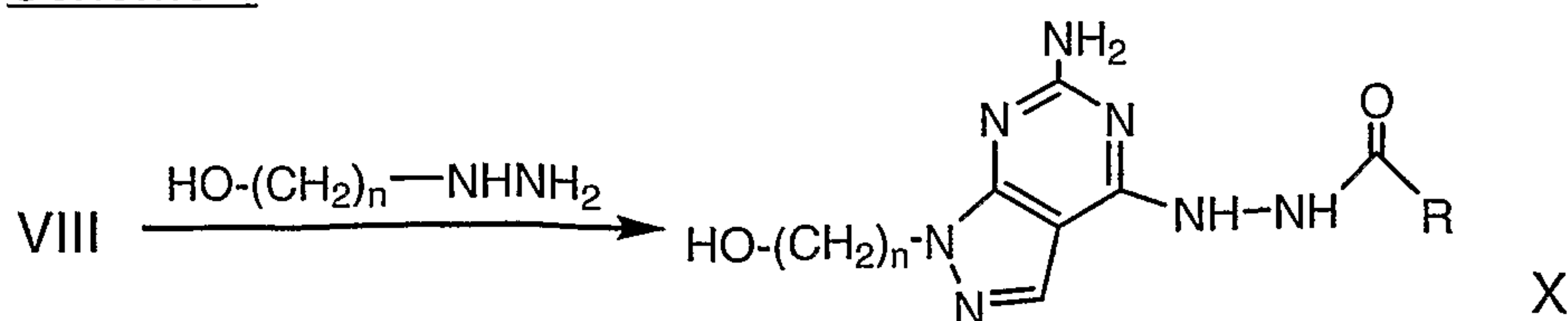
After each step of the process, the crude material is purified by conventional methods, e.g., extraction and/or recrystallization.

Compared to previously published methods for preparing the intermediate of formula II, this method proceeds in fewer steps, under milder reaction conditions and with much higher yield.

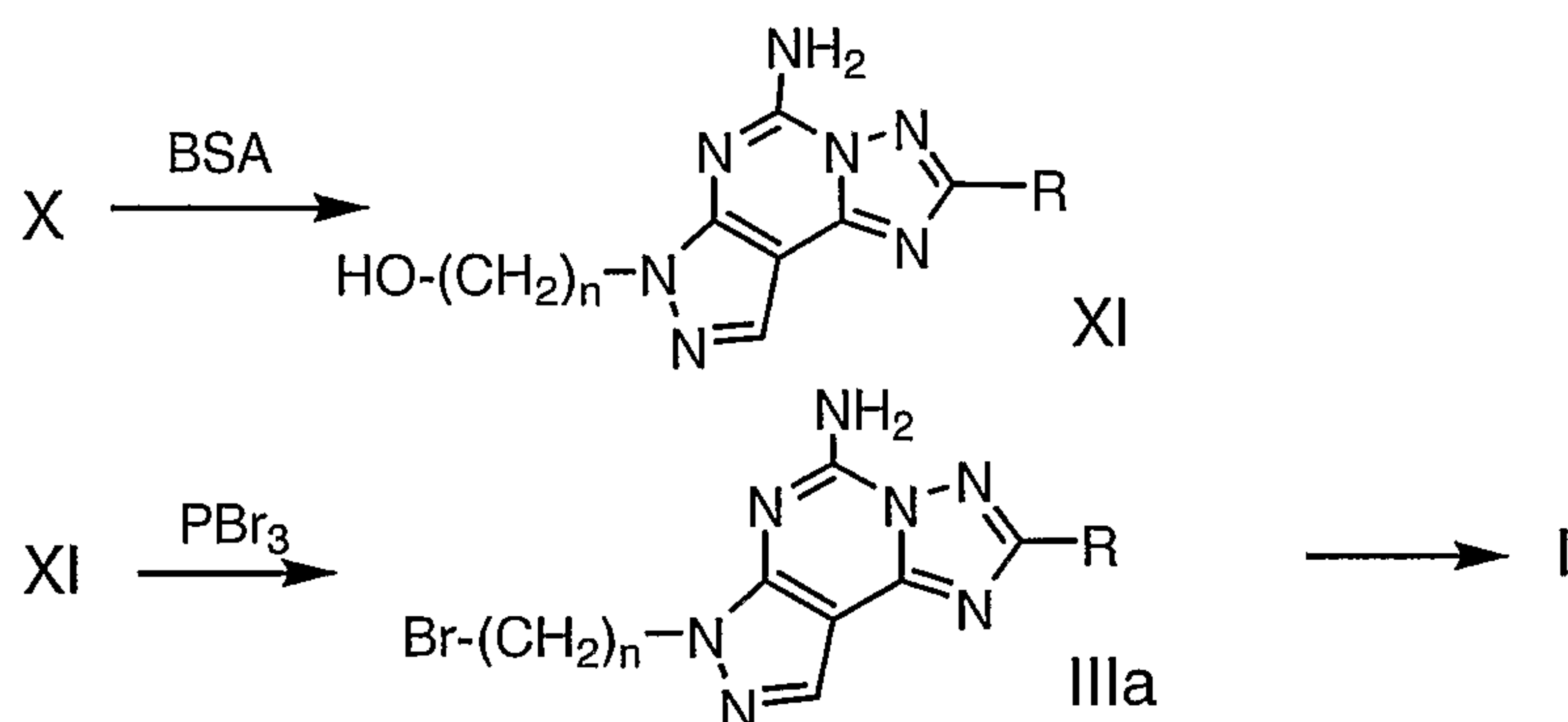
The compounds of formulas V and VII are known (*Helv. Chim. Acta*, **69** (1986), 1602-1613).

Another method for preparing compounds of formula I is illustrated in the following Scheme 4.

Scheme 4:

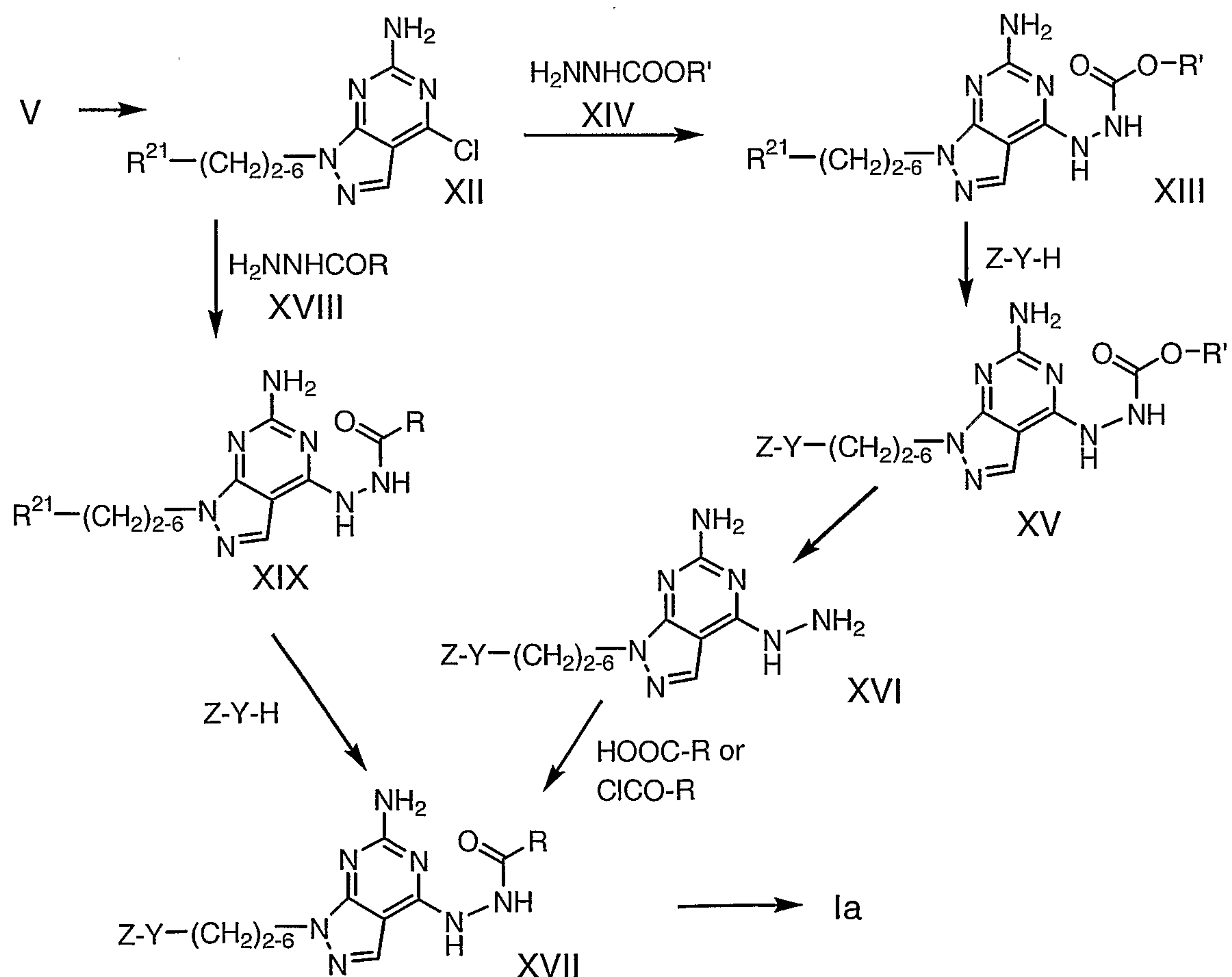


- 11 -



Chloride VIII is treated with a hydroxyalkyl-hydrazine in an inert solvent such as ethanol at temperatures from ambient to 100°C to furnish derivative X. This is subjected to dehydrative cyclization, similarly to IX, such as with BSA, to provide tricyclic XI. Tricyclic XI is then converted to bromide IIIa with PBr₃ at elevated temperature from 80°C to 150°C for 1 to 24 hours. Intermediate XI can also be converted into the tosylate analogous to IIIa by toluenesulfonyl chloride and base. Bromide IIIa is converted to compounds of formula I as described above for III.

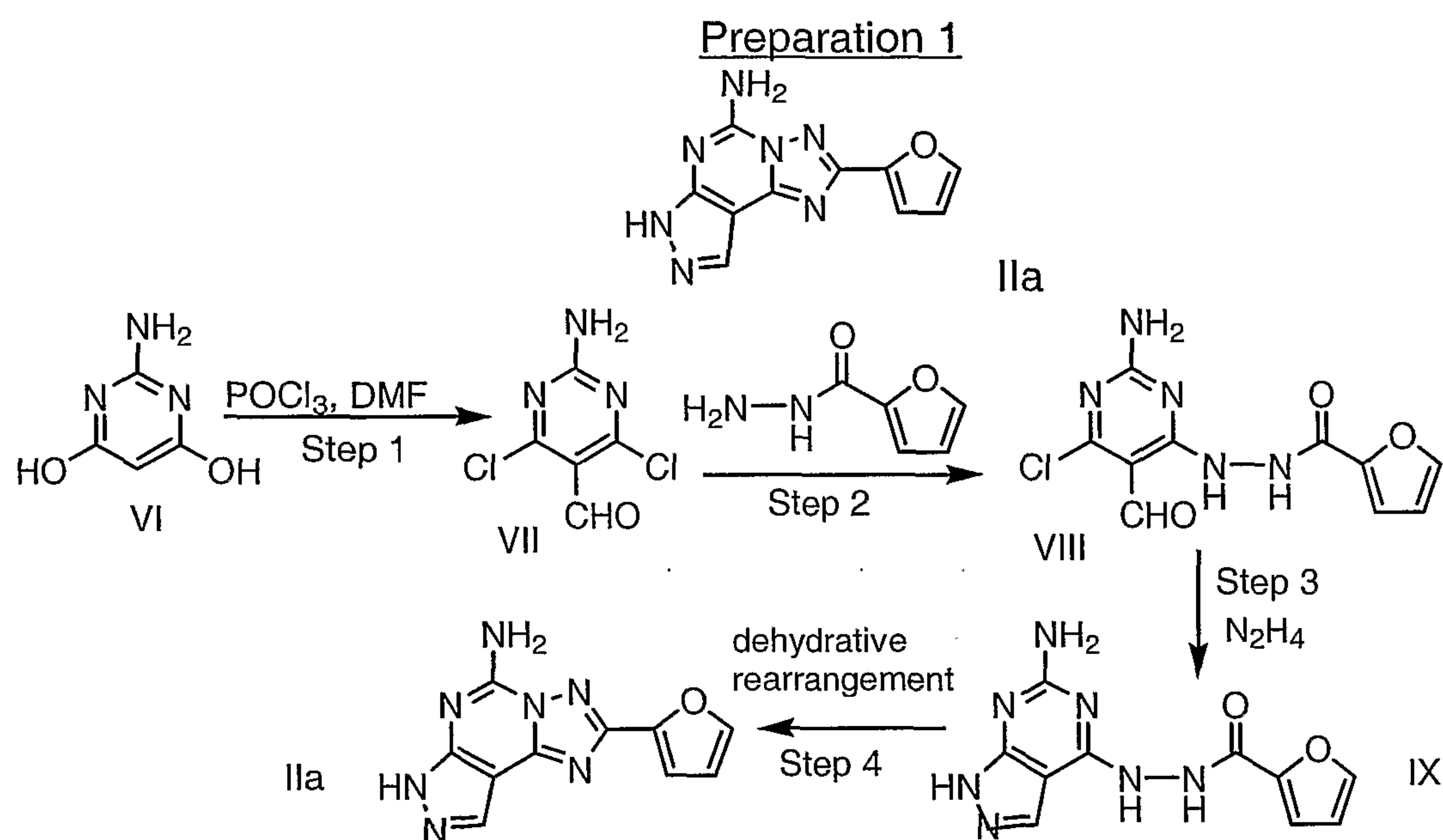
Another method for preparing compounds of formula I is illustrated in the following Scheme 5:
Scheme 5:



- 12 -

In analogy to Scheme 1, chloride V is converted into alkylated compound XII, and this is further reacted with carbazate XIV, where R' is preferably *t*-butyl or benzyl, to obtain derivative XIII. A solvent such as DMF may be employed at a temperature of 60-120°C. This is then reacted as in Scheme 1 to furnish XV. The R' group is next removed, such as removal of a *t*-butyl group with HCl or TFA, furnishing hydrazine XVI. Acylation of XVI furnishes XVII, which is subjected to dehydrative cyclization as described above to provide desired Ia. Alternatively, XII may be reacted with a hydrazide XVIII to obtain XIX, which can be converted to XVII analogously to preparation of XV.

Using the above procedures, the following compounds were prepared.



Step 1: Stir POCl_3 (84 ml, 0.9 mol) and chill to 5-10°C while adding DMF (17.8 ml, 0.23 mol) drop-wise. Allow the mixture to warm to room temperature (RT) and add 2-amino-4,6-dihydroxypyrimidine VI (14 g, 0.11 mol) portion-wise. Heat at 100°C for 5 h. Strip off excess POCl_3 under vacuum, pour the residue into ice water, and stir overnight. Collect solids by filtration and recrystallize the dried material from a filtered ethyl acetate (EtOAc) solution to give the aldehyde, VII, m.p. 230° (dec). Mass spectrum: $M^+ = 192$. PMR (DMSO): δ 8.6(δ , 2H); δ 10.1(s, 1H).

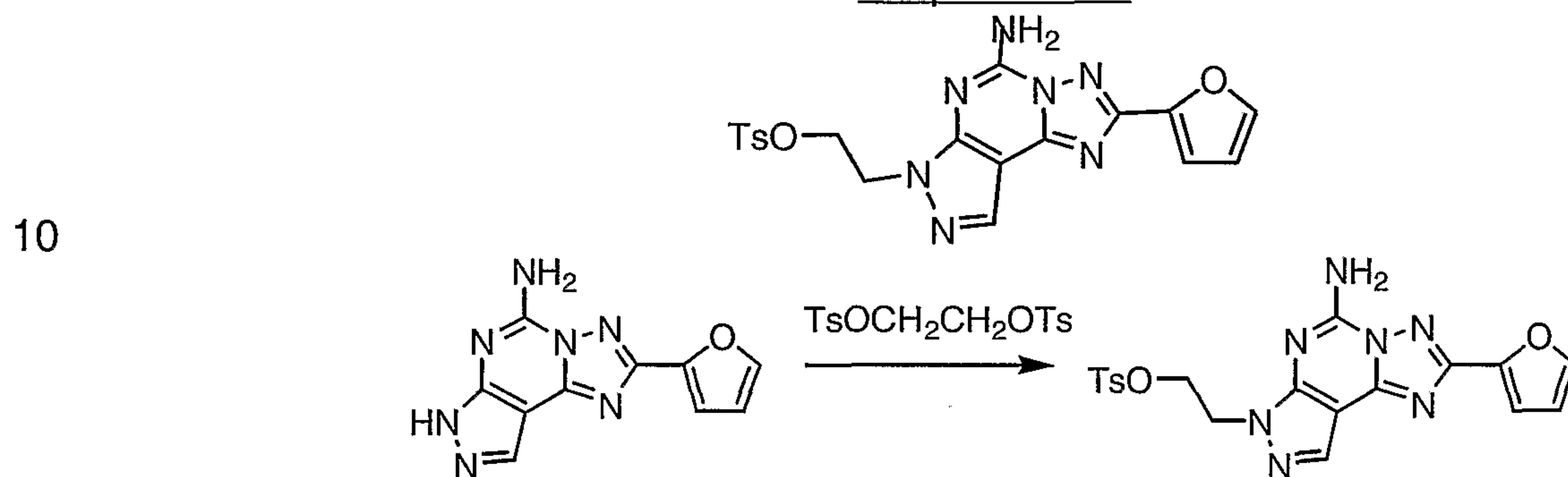
Step 2: Stir a mixture of the product of Step 1 (0.38 g, 2 mmol) and 2-furoic hydrazide (0.31 g, 2.5 mmol) in CH_3CN (50 ml) containing *N,N*-diisopropylethylamine (0.44 ml, 2.5 mmol) overnight at RT. Solvent strip the reaction mixture, and partition the residue between EtOAc and water. Dry the organic layer over MgSO_4 , remove the solvent, and recrystallize the residue from CH_3CN to give the desired compound VIII. Mass spectrum: $MH^+ = 282$.

- 13 -

Step 3: Add hydrazine hydrate (75 mg, 1.5 mmol) to a hot CH₃CN solution of the product of Step 2 (0.14 g, 0.5 mmol). Reflux 1 h. Cool to RT and collect the yellow product IX. Mass spectrum: MH⁺ = 260.

Step 4: Heat the product of Step 3 (5.4g, 0.021 mol) in a mixture of hexamethyldisilazine (100 ml) and N,O-bis(trimethylsilyl) acetamide (35 ml) at 120°C overnight. Remove volatiles under vacuum and slurry the residue in hot water to give a solid precipitate. Recrystallize from 80% aqueous acetic acid to give the title compound. M.P. >300°C. Mass spectrum: MH⁺ = 242.

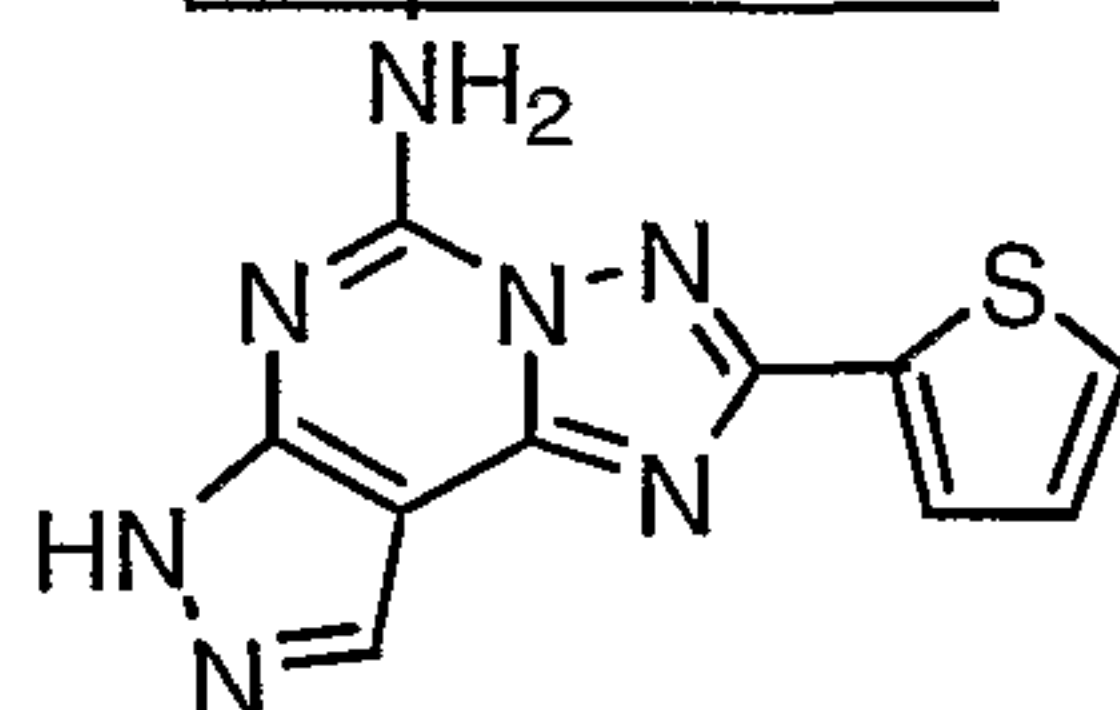
Preparation 2



Combine the product of Preparation 1 (6.0 g, 25 mmol), ethylene glycol ditosylate (11.1 g, 30 mmol), and NaH (60% in oil, 1.19 g, 30 mmol) in dry DMF (30 ml). Stir under N₂ for 24 h and filter to obtain the title compound as a cream solid (PMR in DMSO: δ4.47+4.51 triplets, 8.03s). Isolate additional material by chromatography of the filtrate.

15

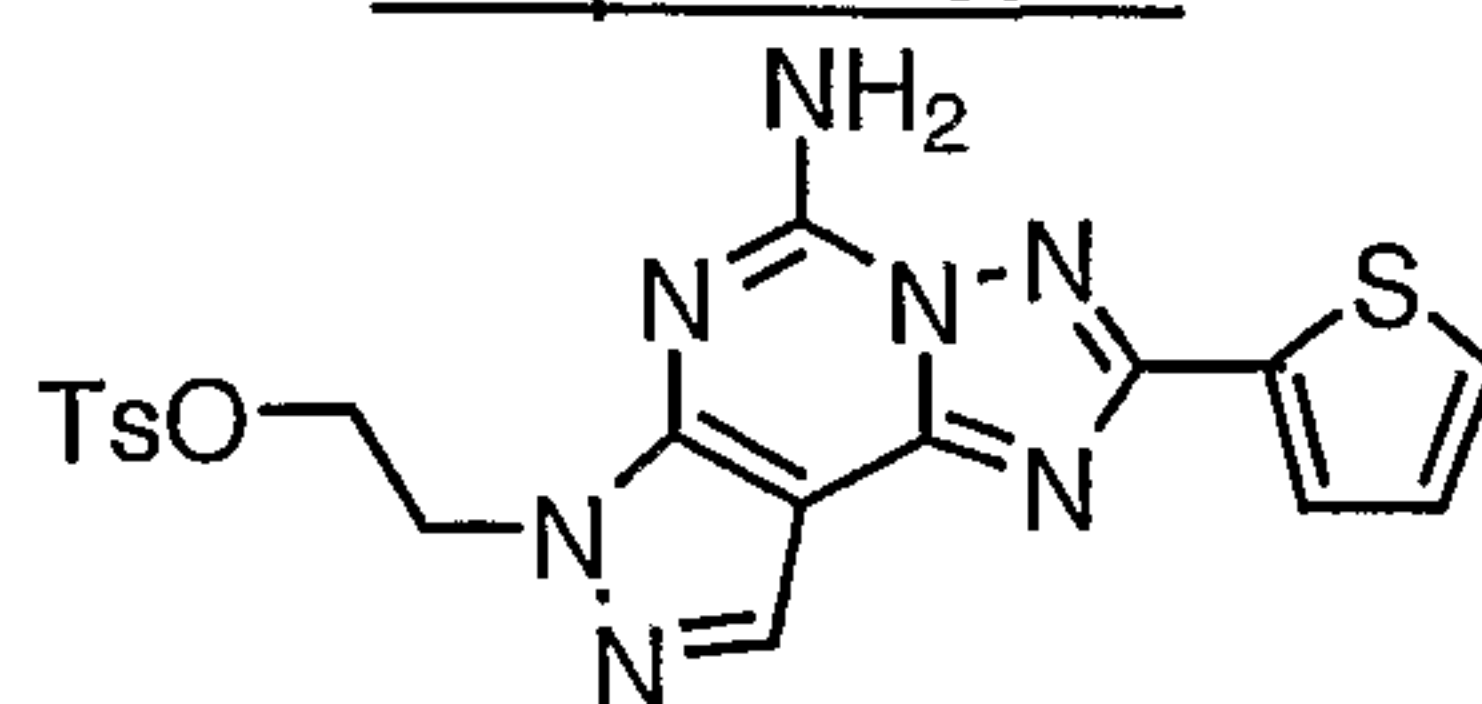
Preparation 3



In a similar manner to Preparation 1, but employing 2-thienoylhydrazide, prepare the title compound as a yellow solid, mass spectrum: MH⁺ = 258.

20

Preparation 4



In a similar manner to Preparation 2, but using the product of Preparation 3, prepare the title compound as a yellow solid, PMR (DMSO) δ 4.49+4.54 triplets, 8.05s.

25

- 14 -

Preparation 5Arylpiperazines

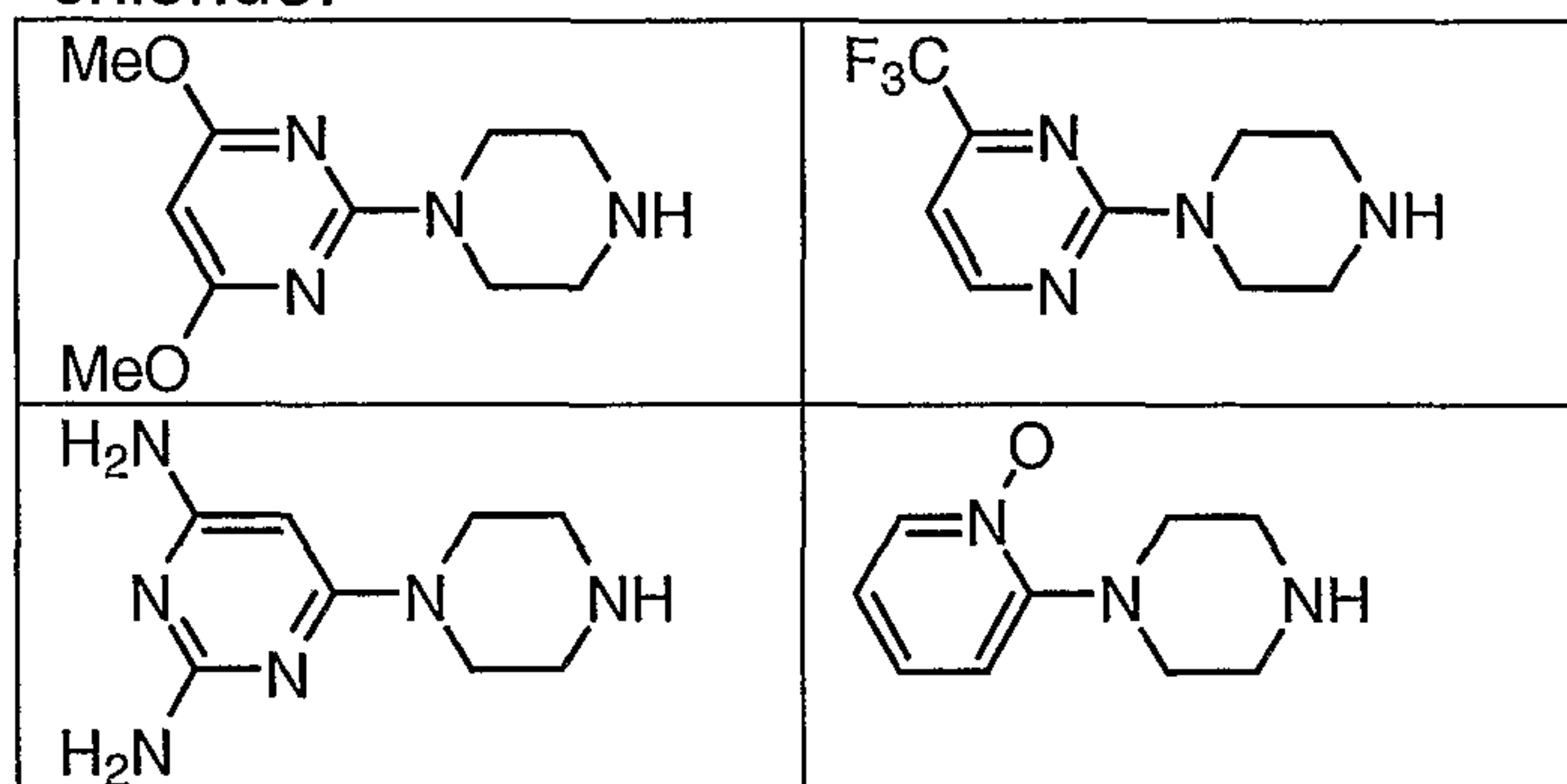
1-(2,4-Difluorophenyl)piperazine is prepared from 2,4-difluorobromobenzene. To the bromide (8.0 g, 41.4 mmol), piperazine (21.4 g, 249 mmol), sodium *t*-butoxide (5.6 g, 58 mmol) and BINAP (1.55 g, 2.5 mmol) in toluene (20 ml), add Pd₂(dba)₃ (0.477 g, 0.83 mmol). Heat the mixture at 110°C under N₂ for 20h. Allow to cool and extract with 1N HCl. Basify the extract with NaOH to pH=10, extract with CH₂Cl₂, dry and concentrate to obtain the title compound as a brown oil.

In a similar fashion, prepare the following arylpiperazines (Me is methyl):

- 15 -

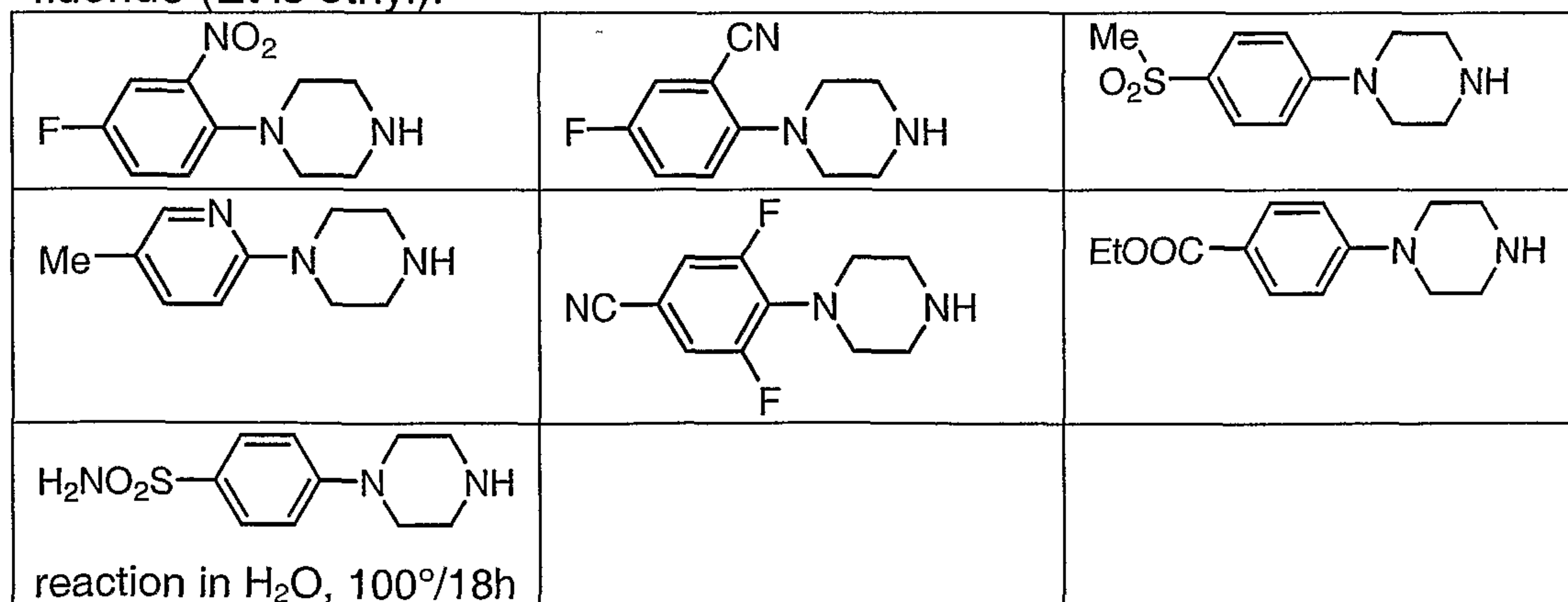
1-(5-Ethyl-2-pyrimidinyl)piperazine is prepared from 2-chloro-5-ethylpyrimidine. Heat the chloride (2.0 g, 14 mmol) and piperazine (3.0 g, 35 mmol) in EtOH (70 ml) at 90° C for 2h in a sealed vessel. Concentrate and partition between CH₂Cl₂ and 2N NaOH. Dry the organic with MgSO₄ and concentrate. Chromatograph the crude product on silica (CH₂Cl₂-CH₃OH) to obtain the piperazine as a yellow oil.

In a similar fashion, prepare the following piperazines from the appropriate chloride:



1-(4-Cyano-2-fluorophenyl)piperazine is prepared from 3,4-difluorobenzonitrile. Heat the nitrile (2.0 g, 14.4 mmol), piperazine (6.2 g, 72 mmol) and K₂CO₃ (2.4 g, 17 mmol) in toluene (10 ml) at reflux for 22h. Allow to cool, and extract with 1N HCl. Basify with NaOH to pH=10. Extract with CH₂Cl₂ and wash with water and then brine. Dry the organic with MgSO₄ and concentrate to give the piperazine as a white solid.

In a similar fashion, prepare the following piperazines from the appropriate fluoride (Et is ethyl):

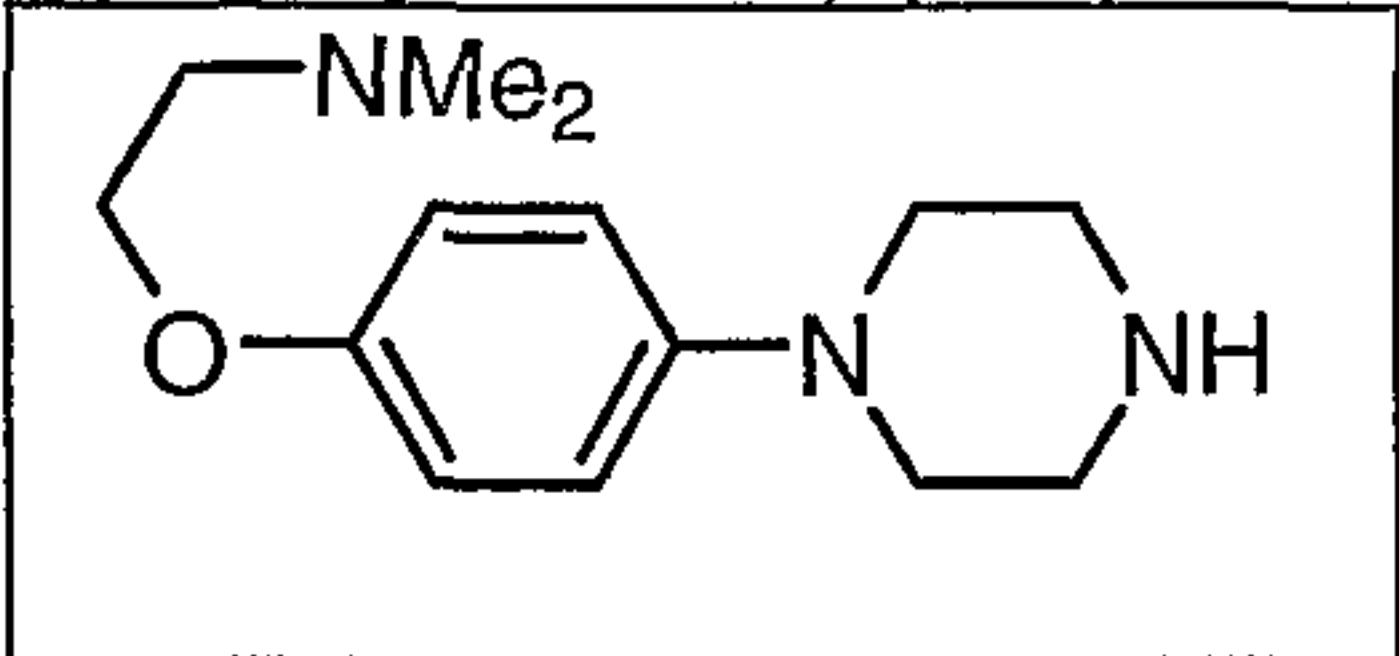
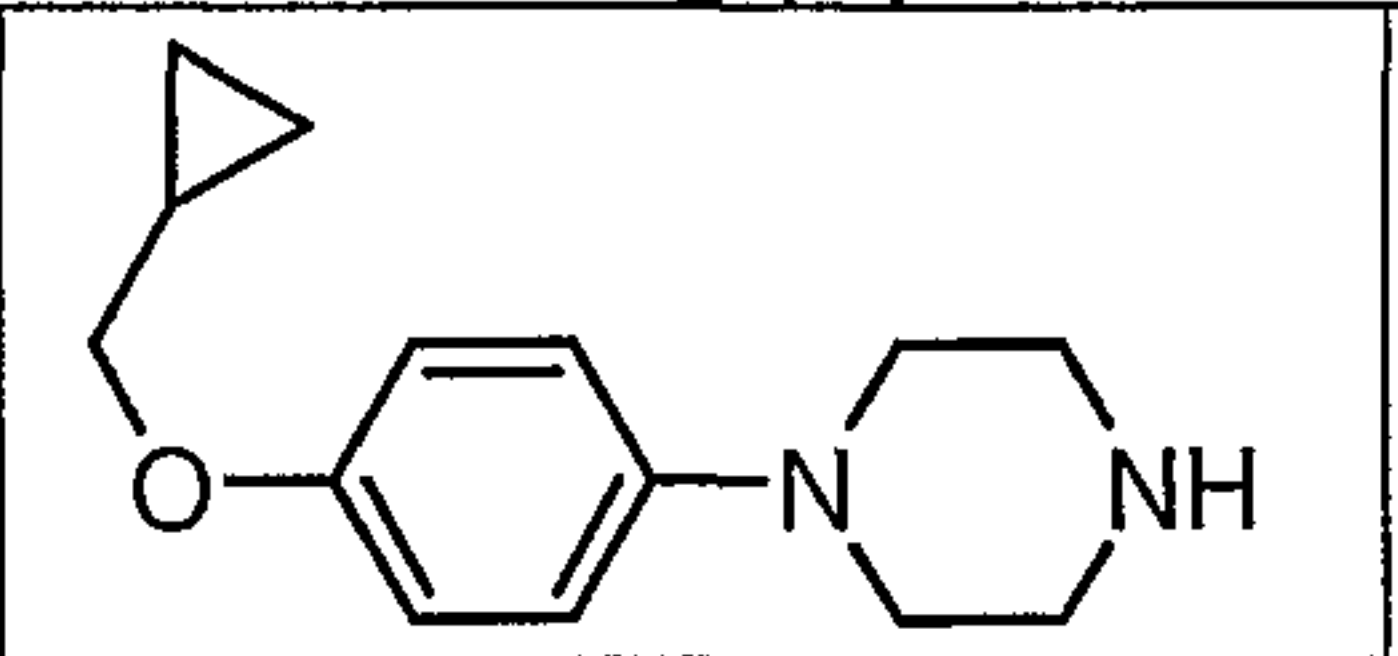
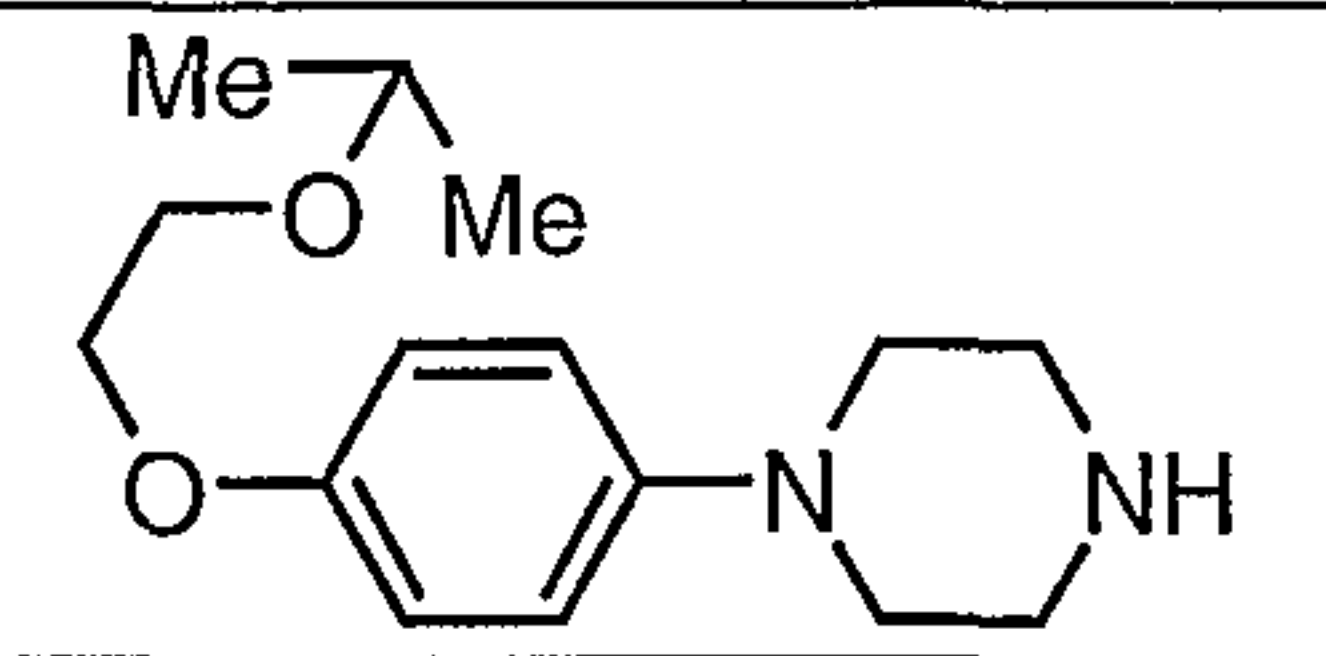
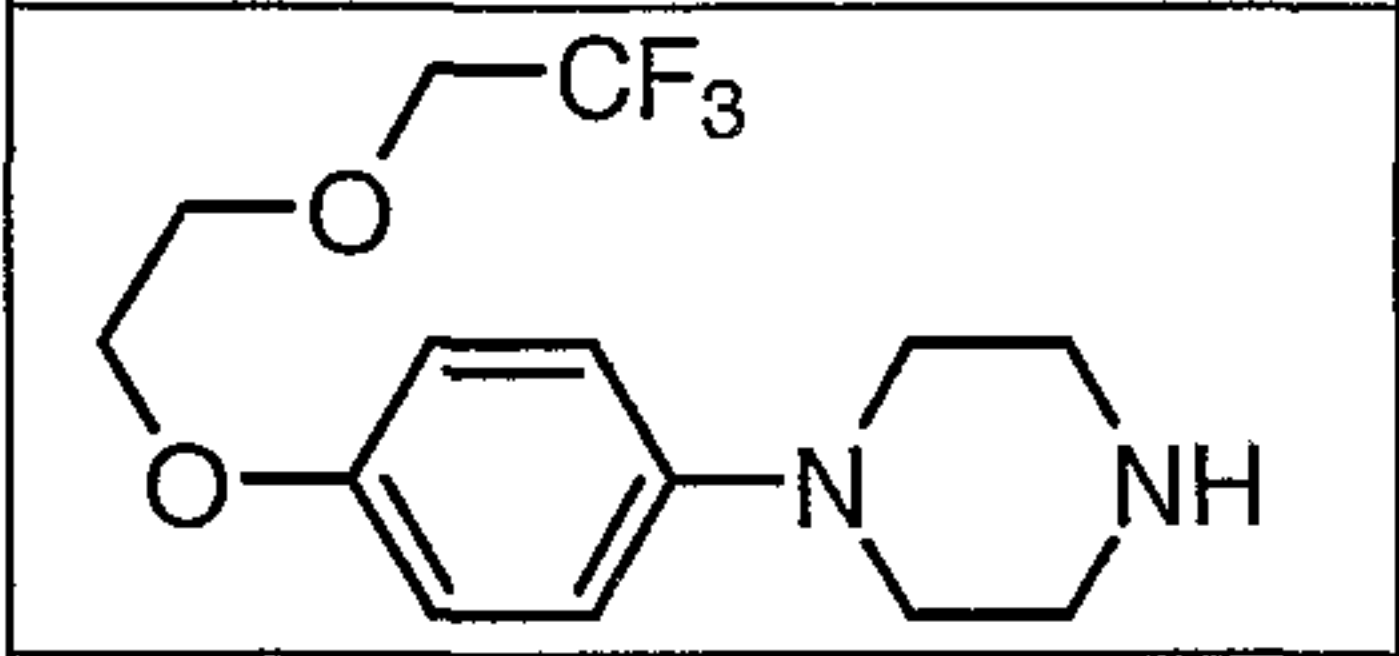
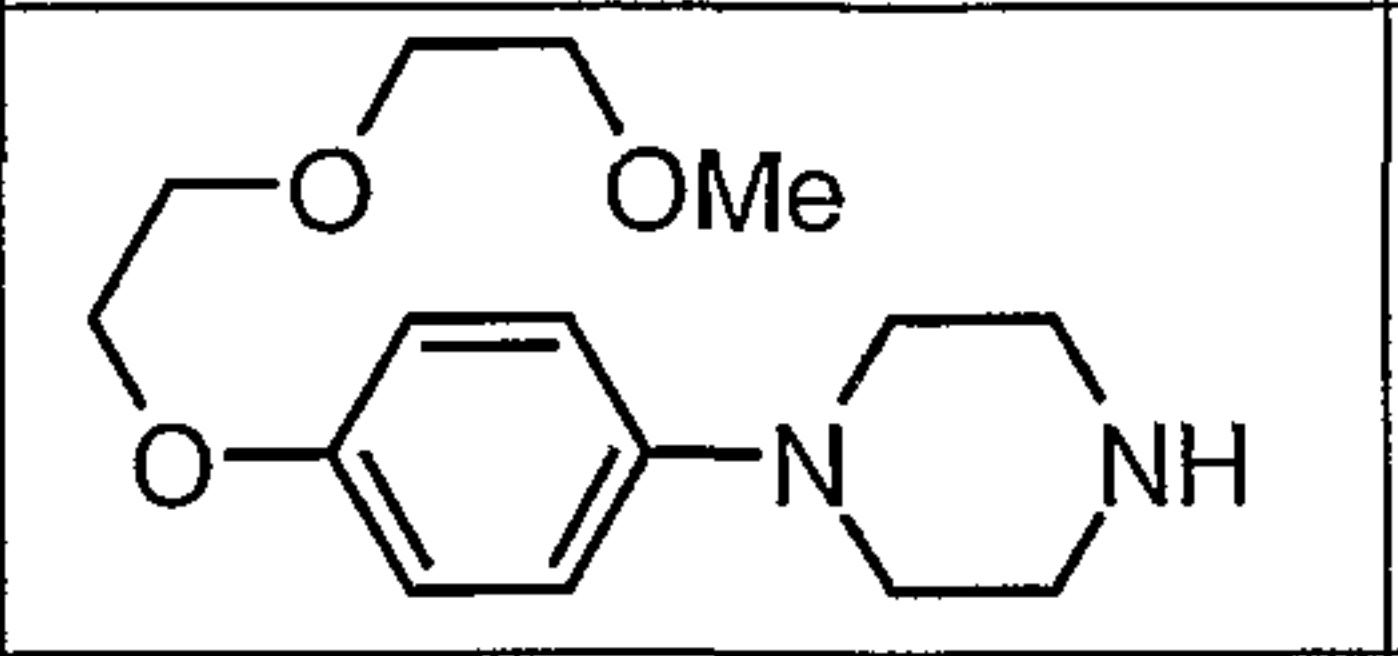
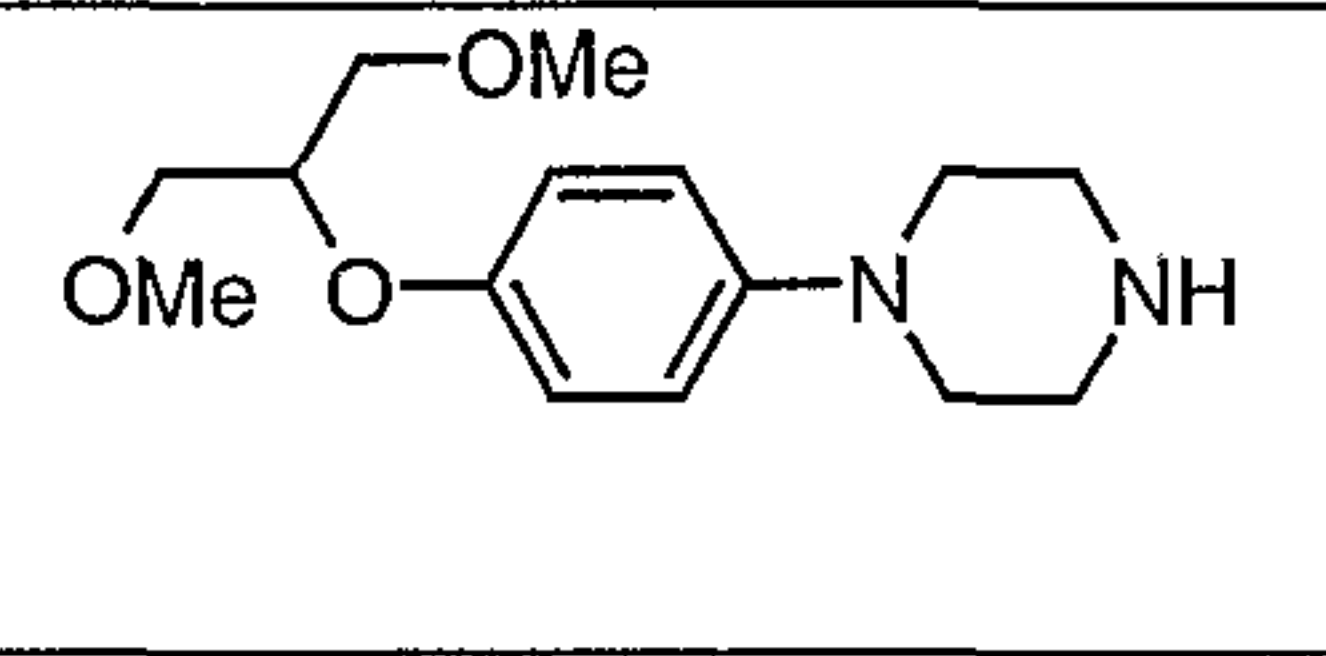
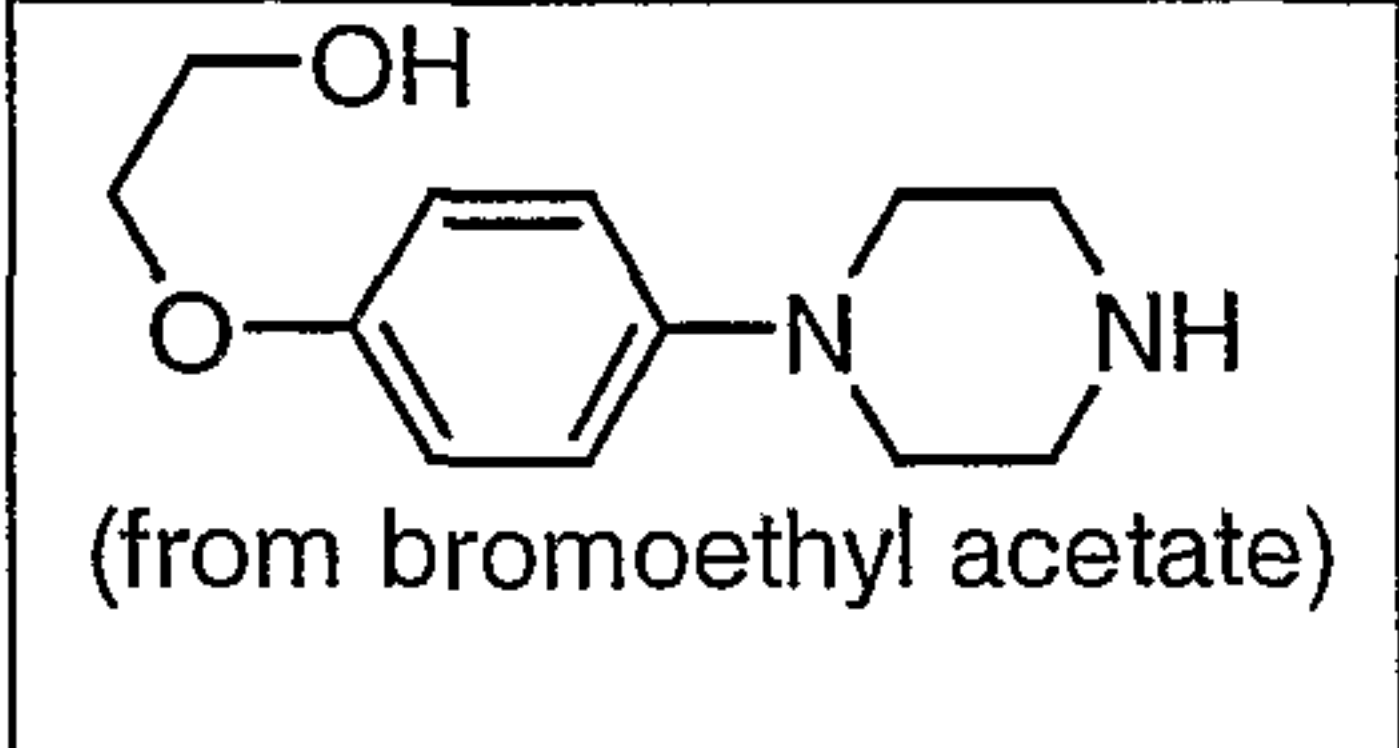
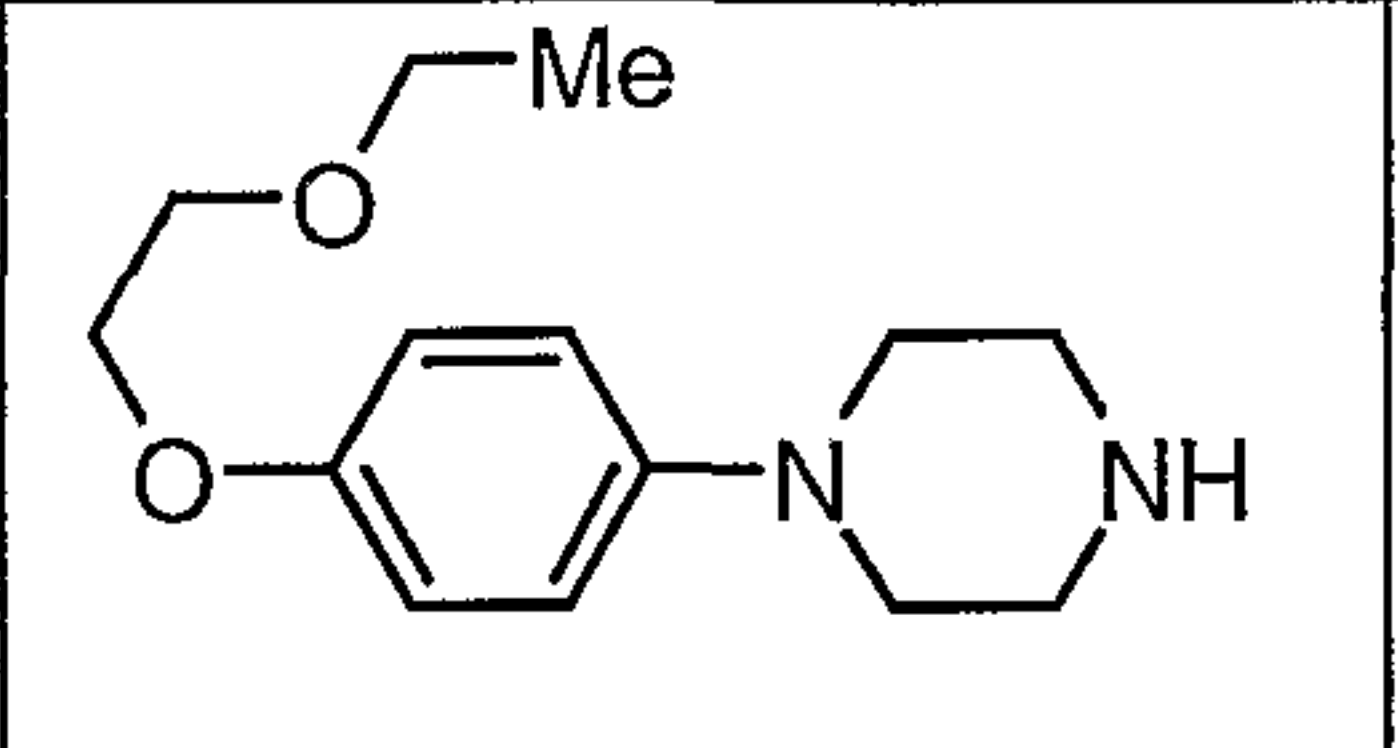
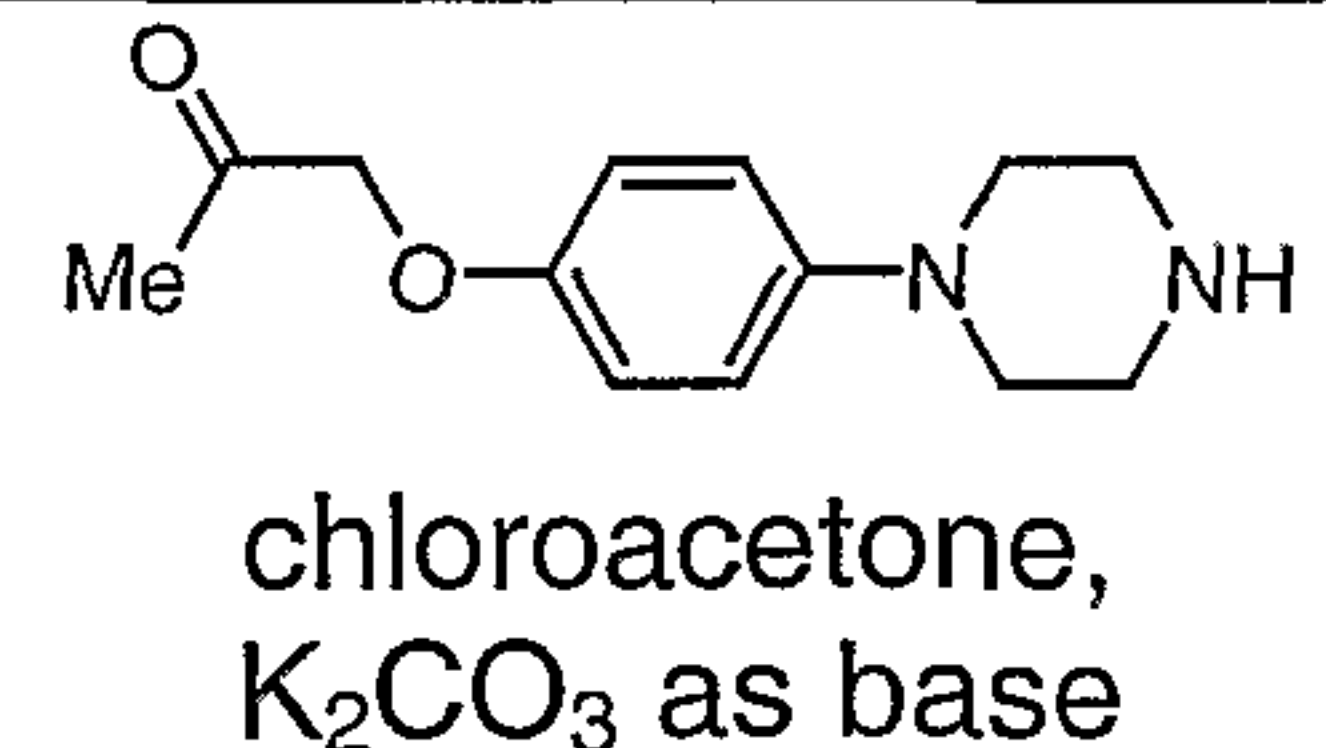
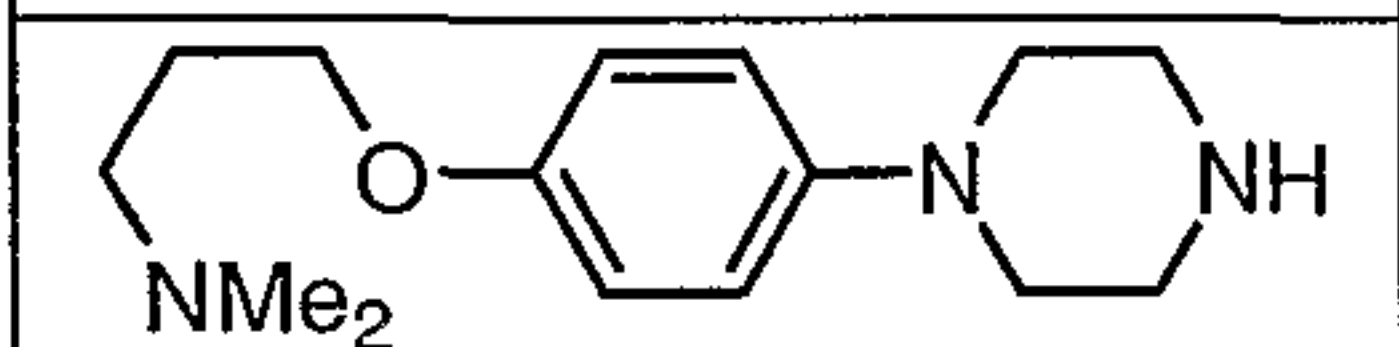


1-(4-(2-Methoxyethoxy)phenyl)piperazine is prepared from 4-(4-hydroxyphenyl)-1-acetylpiperazine. To NaH (60% in mineral oil, 0.79 g, 20 mmol) in DMF (25 ml) add the phenol (3.0 g, 13.6 mmol), followed by 2-bromoethyl methyl ether (2.27 g, 16.3 mmol). Stir at RT 18h, concentrate, and partition between EtOAc and 5% citric acid. Wash the organic with 1N NaOH, then brine. Dry over MgSO₄, and concentrate to obtain the alkylated product as a white solid. Heat this material (2.2 g, 7.9 mmol) in 6N HCl (30 ml) at reflux for 1h. Allow to cool and basify to pH=10 with NaOH.

- 16 -

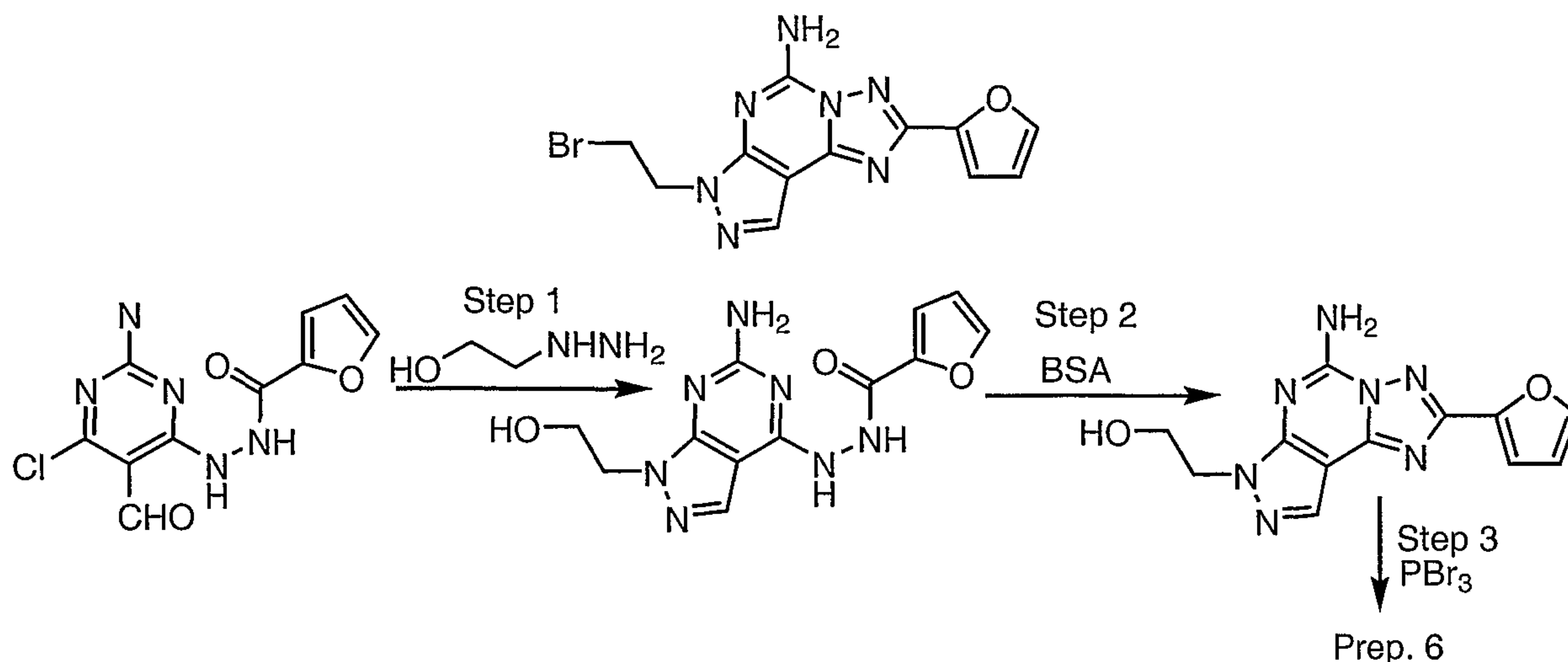
Extract with CH_2Cl_2 and wash with water and then brine. Dry the organic with MgSO_4 and concentrate to give the piperazine as a yellow oil.

In a similar fashion (except basic hydrolysis is employed for the cyclopropyl-methyl ether) prepare the following piperazines:

		
		
 (from bromoethyl acetate)		 chloroacetone, K_2CO_3 as base
		

- 5 4-(2-Methylaminoethoxy)fluorobenzene is prepared from 4-(2-bromo-ethoxy)-fluorobenzene. Combine the bromide (1.0 g, 4.6 mmol) in CH_3OH (5 ml) with CH_3NH_2 in CH_3OH (2M, 46 ml, 92 mmol) in a sealed vessel. Heat at 60°C for 18h, concentrate, and partition between EtOAc and sat. NaHCO_3 . Wash the organic with brine, dry with MgSO_4 , and concentrate to obtain the amine as a yellow oil.
- 10 N-methyl-2-(4-(2-methoxyethoxy)phenoxy)ethylamine was prepared in two steps. Combine 4-(2-methoxyethoxy)phenol (1.68 g, 10.0 mmol), 1,2-dibromoethane (16.9 g, 90 mmol), and K_2CO_3 (2.76 g, 20 mmol) in CH_3CN (20 ml) and DMF (10 ml). Heat at reflux 22 h, allow to cool, filter, and partition between ether (Et_2O) and 1N NaOH. Wash with brine, dry over MgSO_4 , and concentrate to provide the bromoethyl ether as beige solid. Combine this (0.97 g, 3.5 mmol) with 2M $\text{CH}_3\text{NH}_2/\text{CH}_3\text{OH}$ (35 ml). Heat in a sealed tube (65°C , 18 h), concentrate, and partition between Et_2O and 1N NaHCO_3 . Wash with brine, dry MgSO_4 , and concentrate to provide the amine as an orange oil.
- 15 1-Phenyl-2-piperazinone is prepared from 4-benzyloxycarbonyl-1-phenyl-2-piperazinone. Combine this material (1.61 g, 5.2 mmol) with 10%Pd/C (0.4 g) in EtOH (50 ml) and 1N HCl (6 ml). Hydrogenate at 45 psi for 2h and filter. Concentrate and chromatograph the residue on silica (eluting with $\text{CH}_2\text{Cl}_2:\text{CH}_3\text{OH}:\text{NH}_4\text{OH}$) to obtain the piperazinone as a cream solid.
- 20

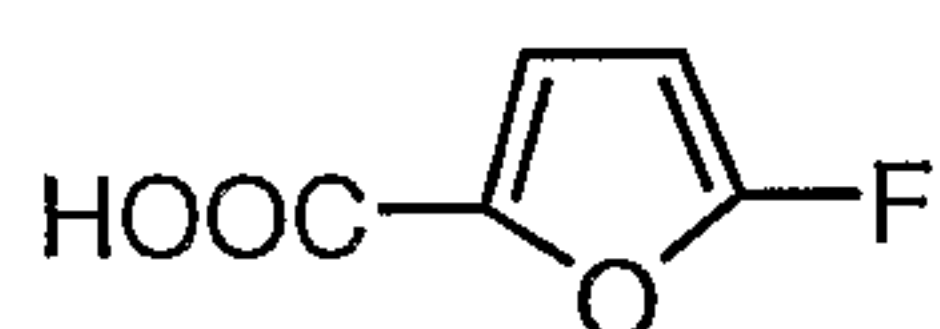
- 17 -

Preparation 6

5 Step 1: Dissolve the product of Preparation 1, Step 2 (0.56 g, 2.0 mmol) in hot CH₃CN (200 ml). Add 2-hydroxyethylhydrazine (0.51 g, 6.0 mmol). Heat at reflux 2 h and concentrate. Treat with 25 ml water and stir to give a solid. Collect and dry to give the alcohol, MS: m/e= 304 (M+1).

10 Step 2: Heat the product of Step 1 (0.10 g, 0.33 mmol) in BSA (10 ml) for 4 h at 115°C. Concentrate in vacuo and warm with aqueous CH₃OH. Collect and dry to give the cyclization product, MS: m/e = 286 (M+1).

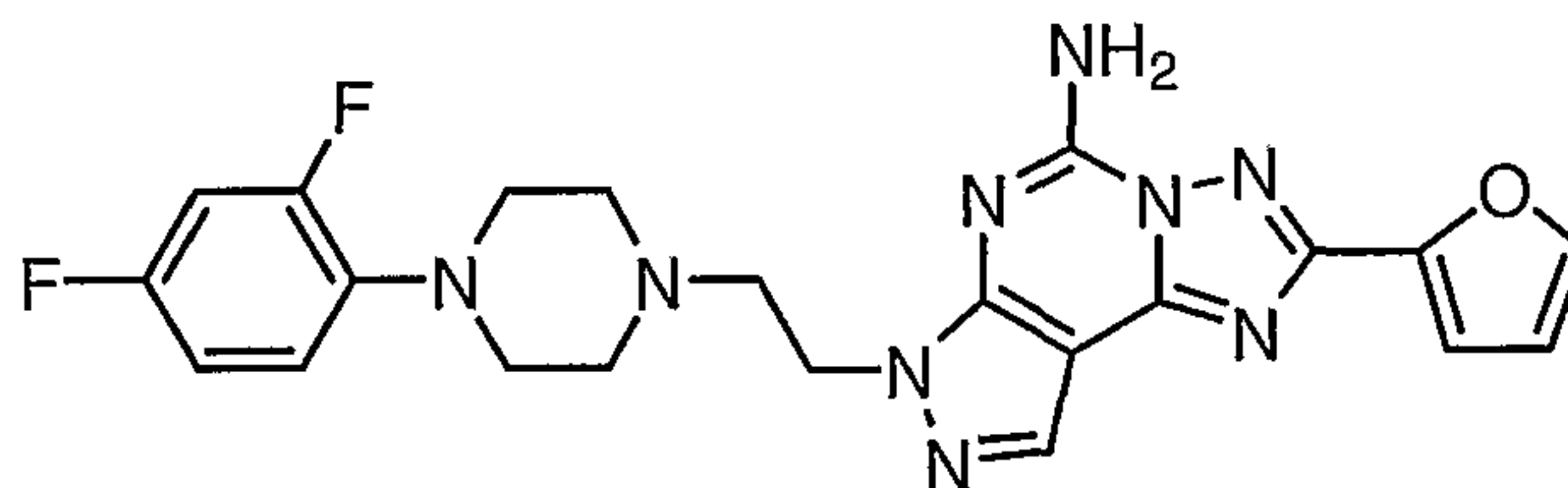
Step 3: Combine the product of Step 2 (0.285 g, 1.0 mmol) and PBr₃ (2.0 ml, 21 mmol). Heat at 145°C for 2 h, cool, and pour onto ice. Filter and dry the solid. Recrystallize from CH₃OH to obtain the title compound, MS: m/e= 348+350 (M+1).

Preparation 7

15

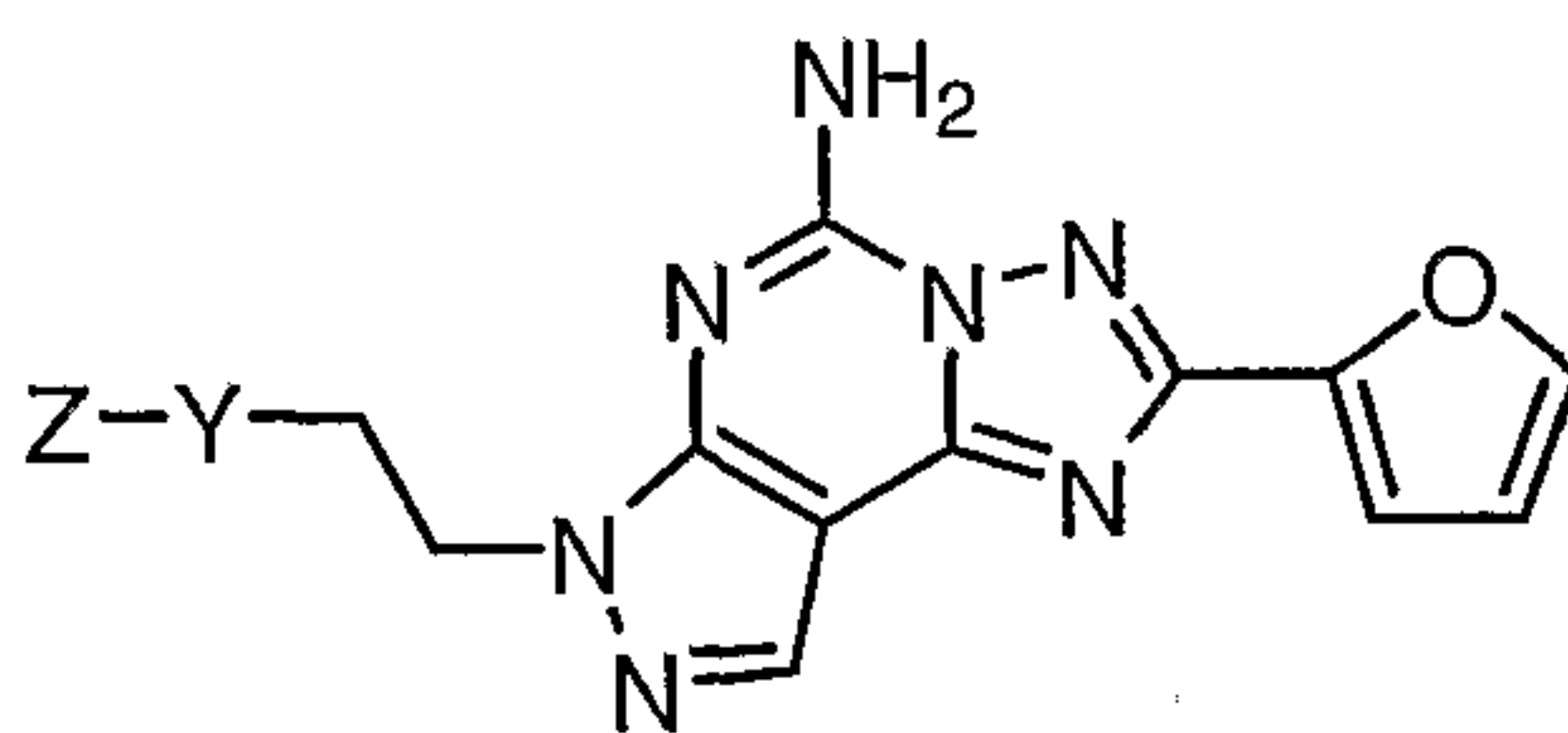
20 Combine 5-bromo-2-furoic acid (0.50 g, 2.6 mmol) and NaHCO₃ (0.44 g, 5.2 mmol) in hexane (6 ml) and water (5.2 ml). Add Selectfluor® (0.98 g, 2.8 mmol) and stir 2 h. Separate the hexane layer and dry over MgSO₄ to provide a solution of 2-bromo-5-fluorofuran. Dilute with THF (6 ml) and cool to -78°C. Add 2.5M n-BuLi/hexane (4.2 ml, 11 mmol). Stir 10 min., add excess dry ice, and stir 1 h additional. Treat with 1N HCl, extract with CH₂Cl₂, and dry over MgSO₄. Concentrate and dry to obtain the title compound as a white solid, PMR (CDCl₃) δ6.70 + 7.28.

- 18 -

Example 1

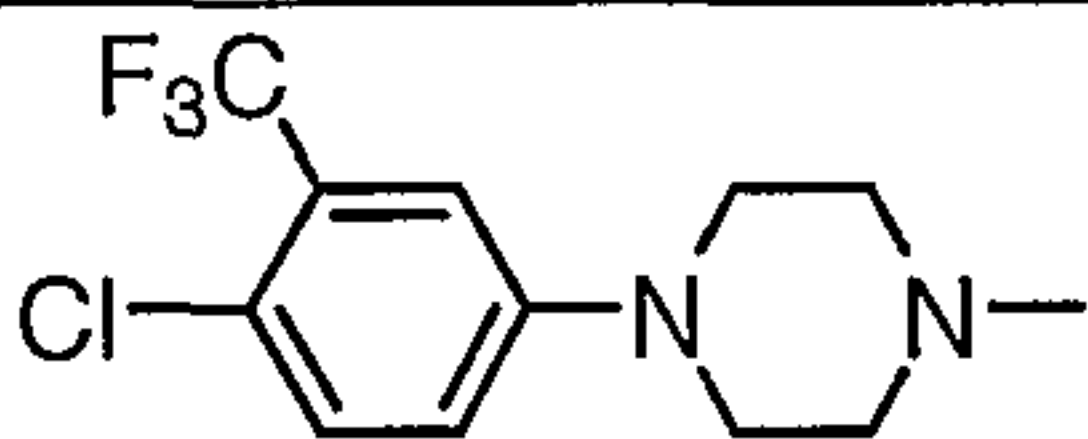
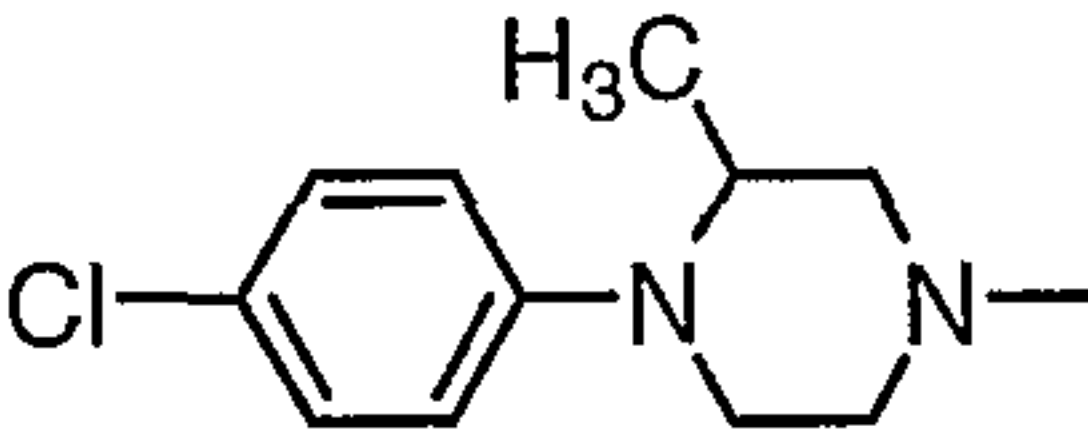
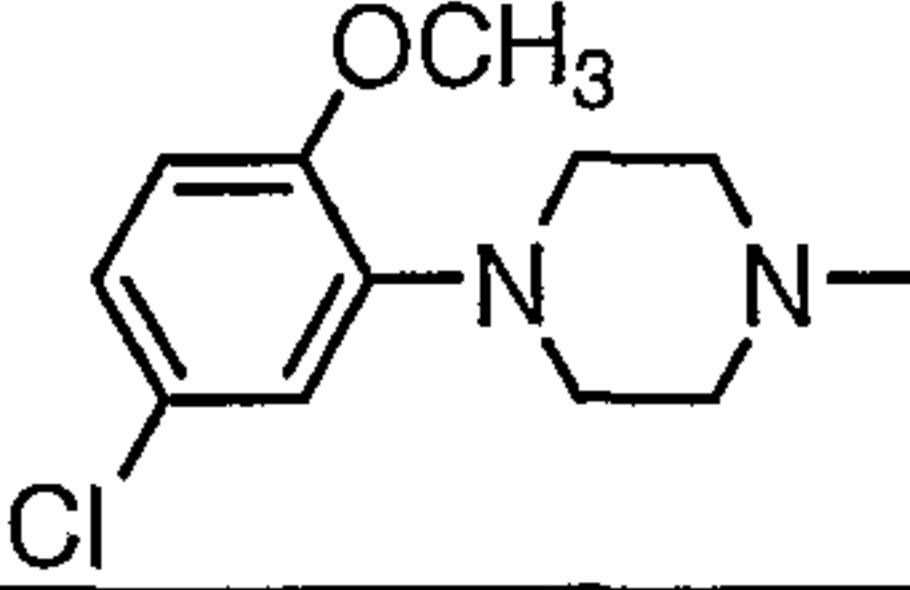
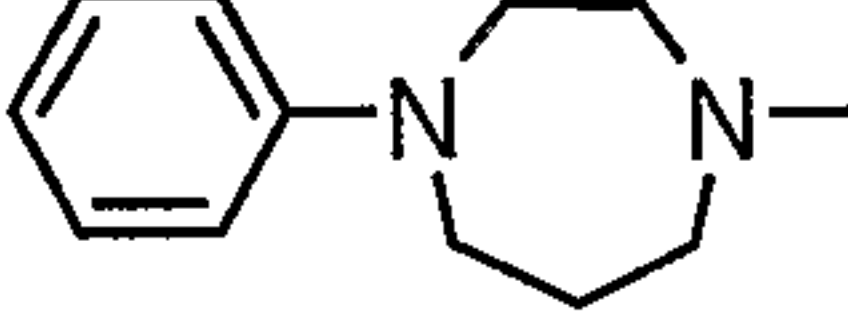
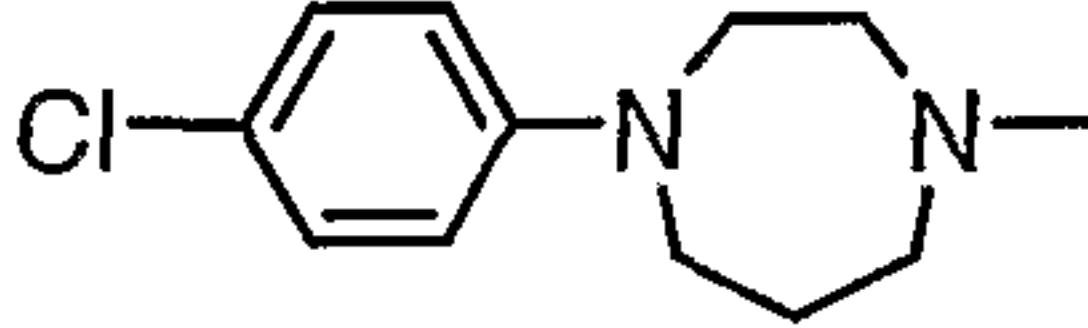
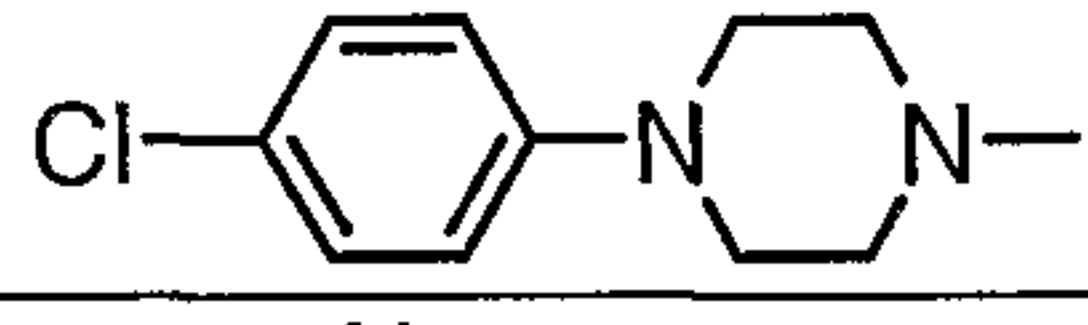
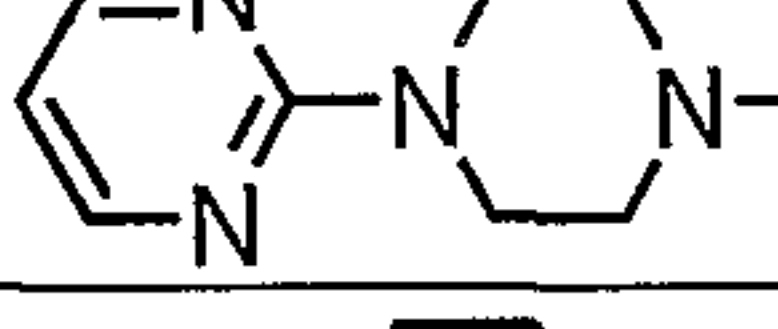
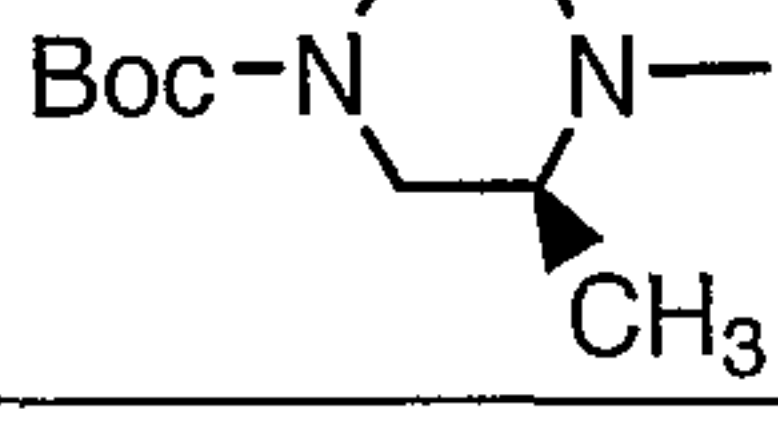
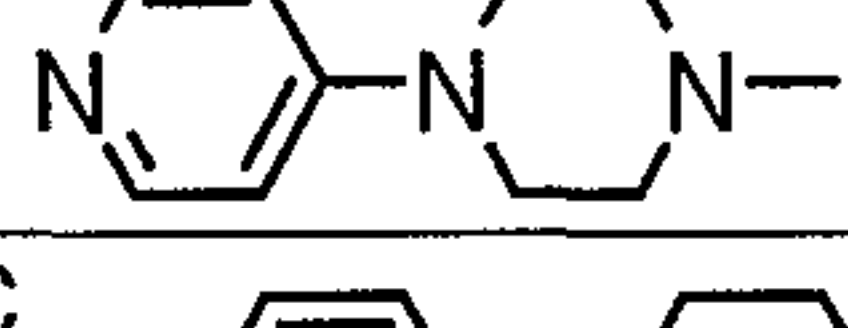
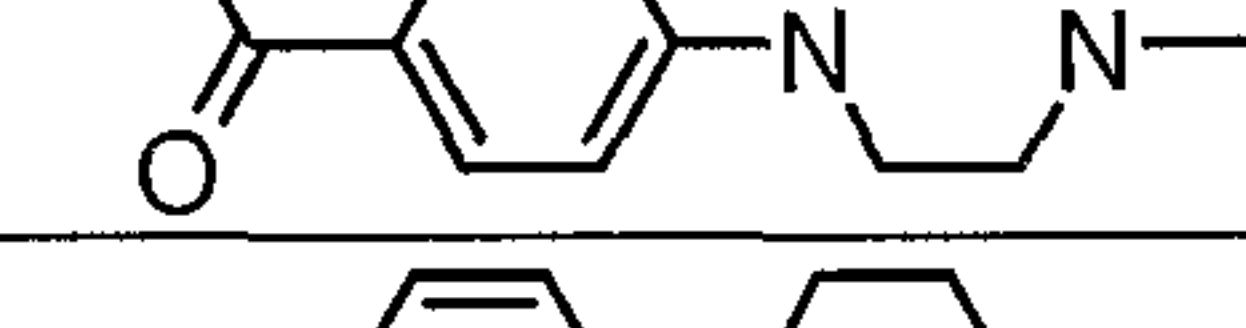
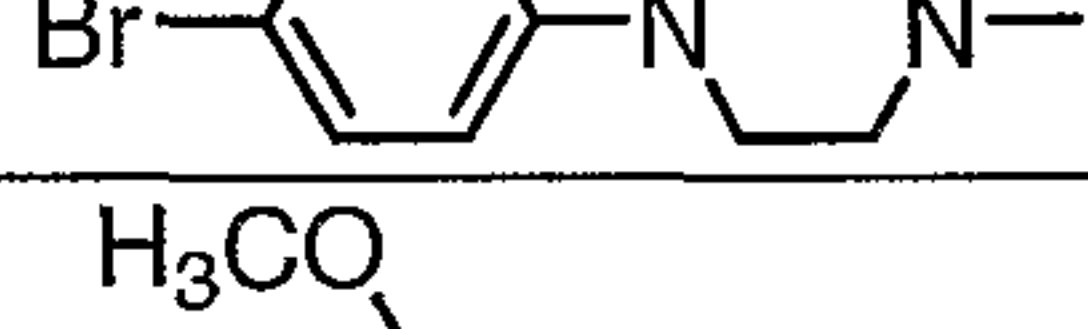
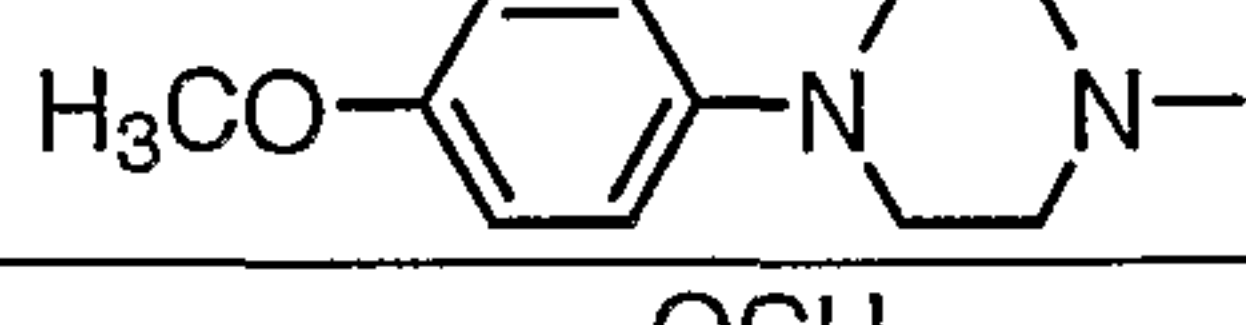
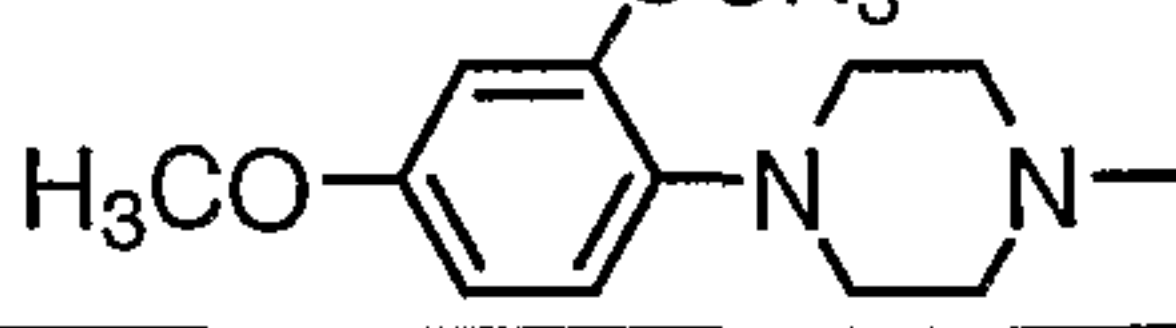
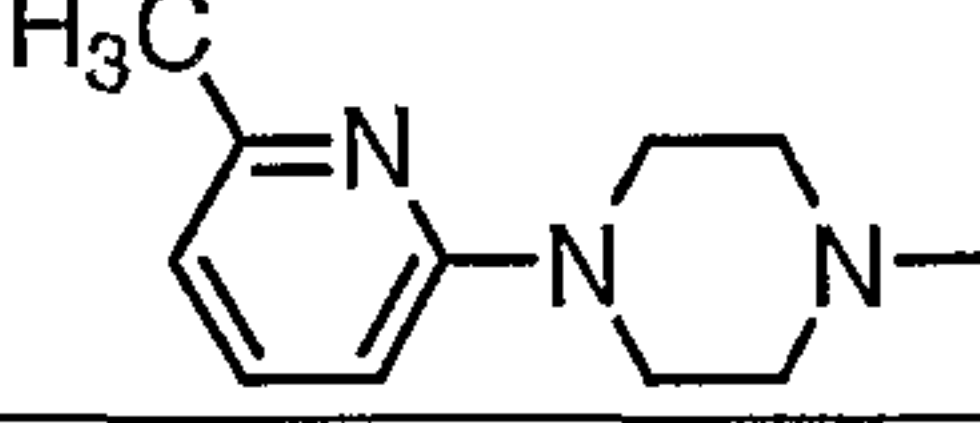

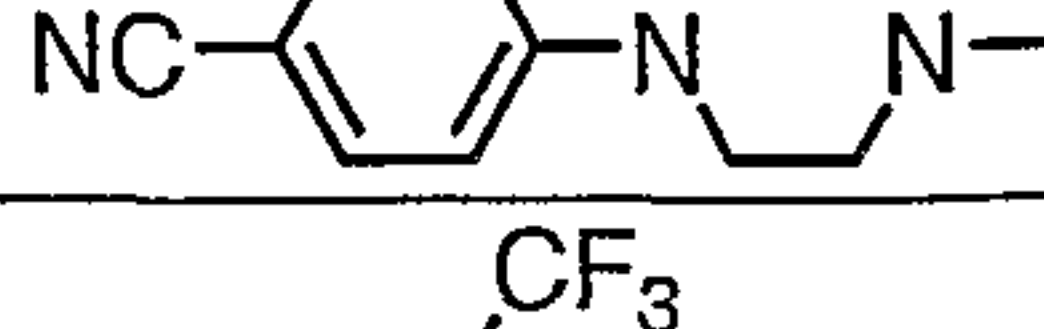
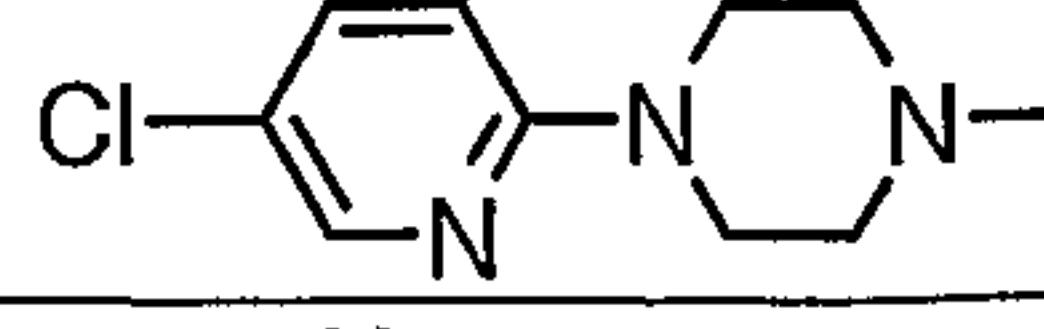
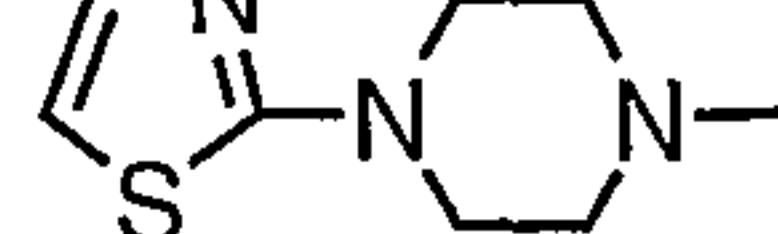
- Combine the tosylate of Preparation 2 (0.55 g, 1.25 mmol) and 1-(2,4-difluorophenyl)piperazine (0.50 g, 2.5 mmol) in DMF (7 ml) and heat at 80°C for 20h.
- 5 Concentrate and purify by flash column chromatography (CH₂Cl₂, CH₃OH+NH₃) to obtain the title compound as a cream solid, mass spectrum $m/e = 466$ (M+H).

In similar fashion, prepare the following compounds:

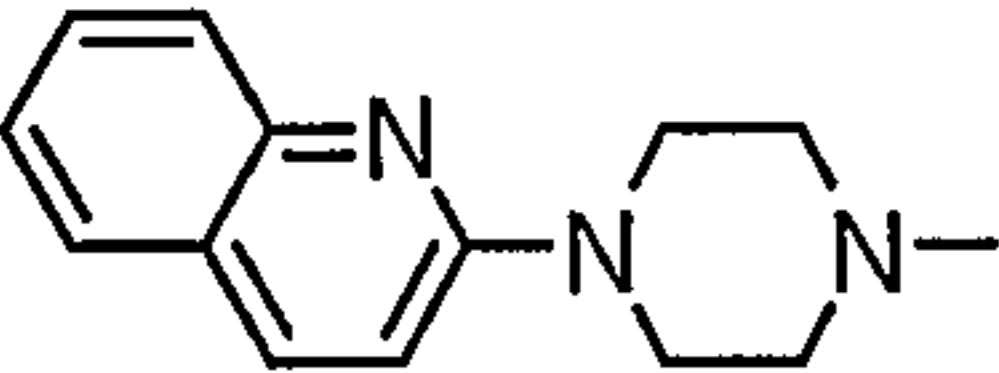
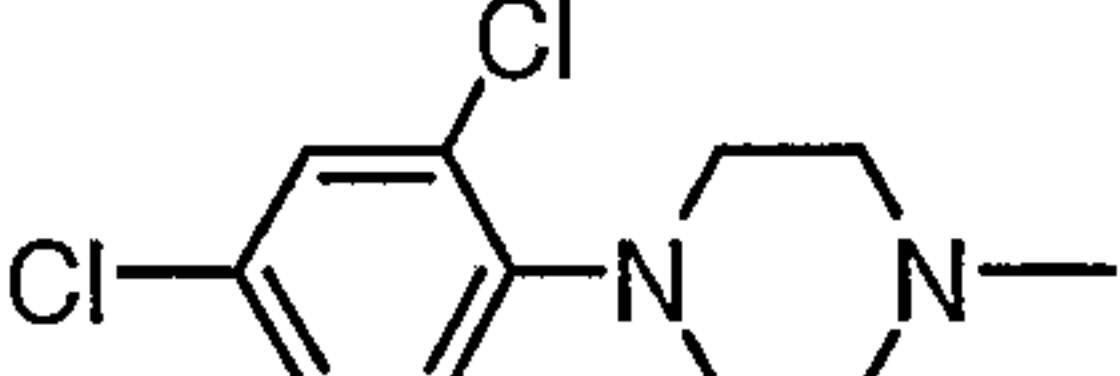
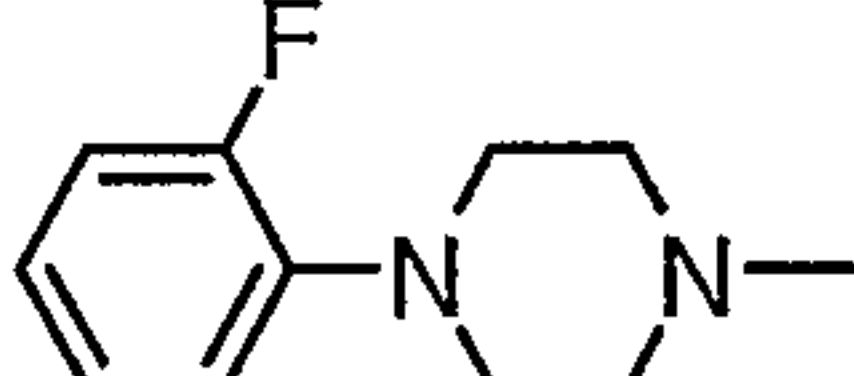
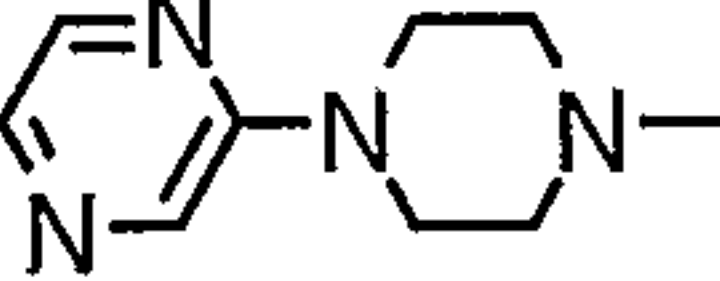
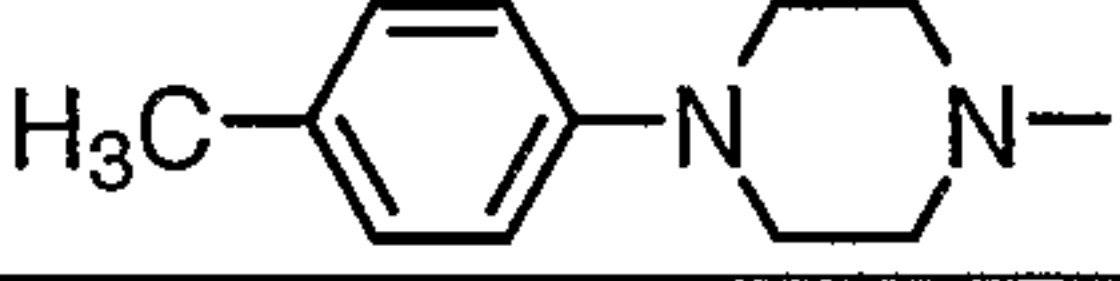
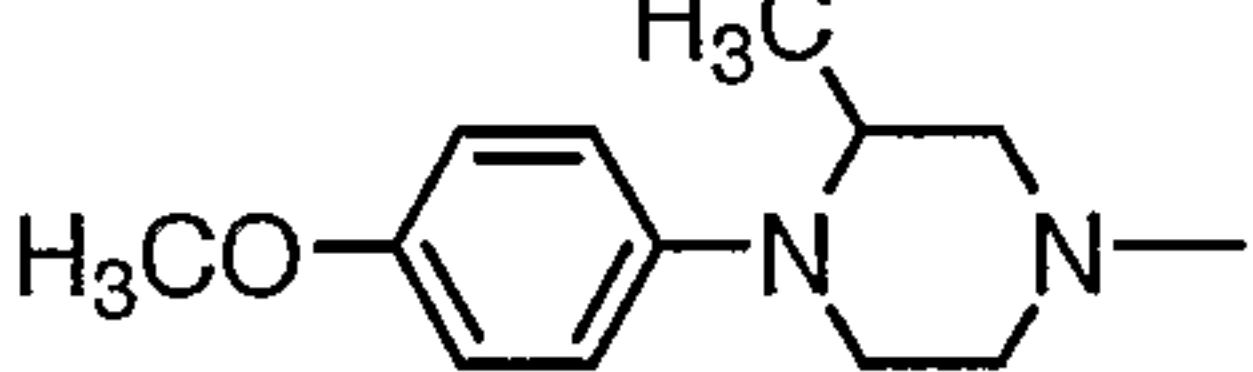
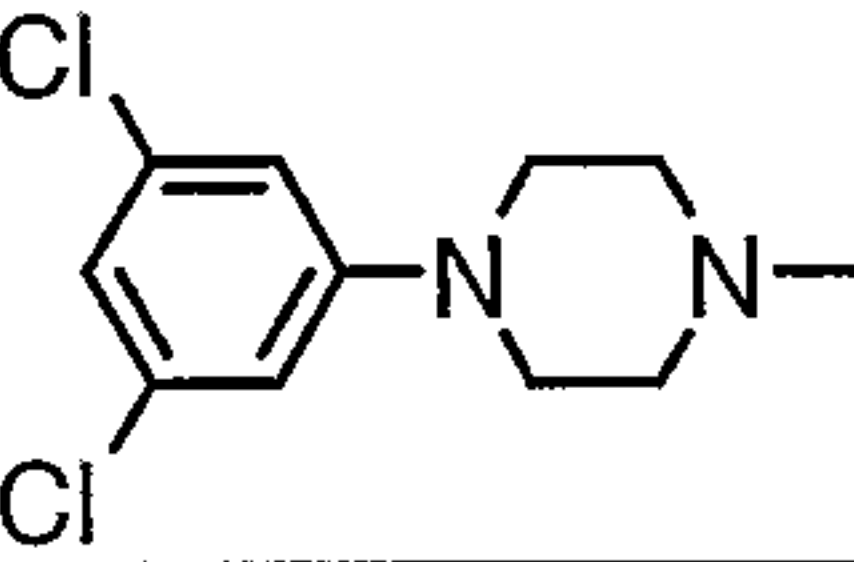
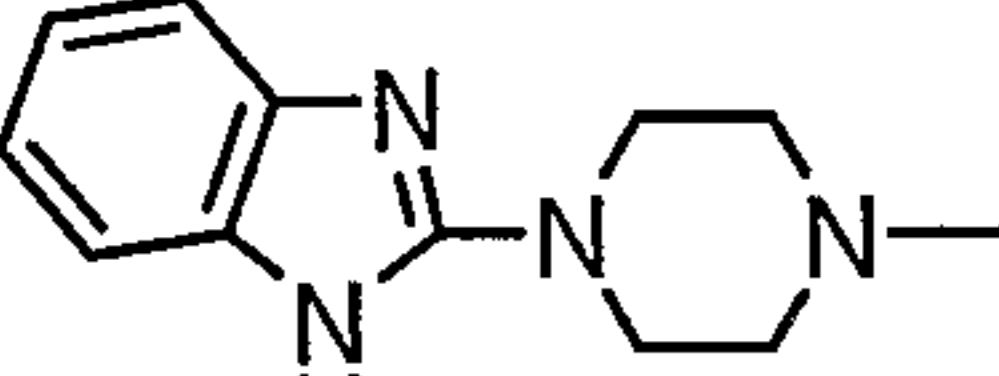
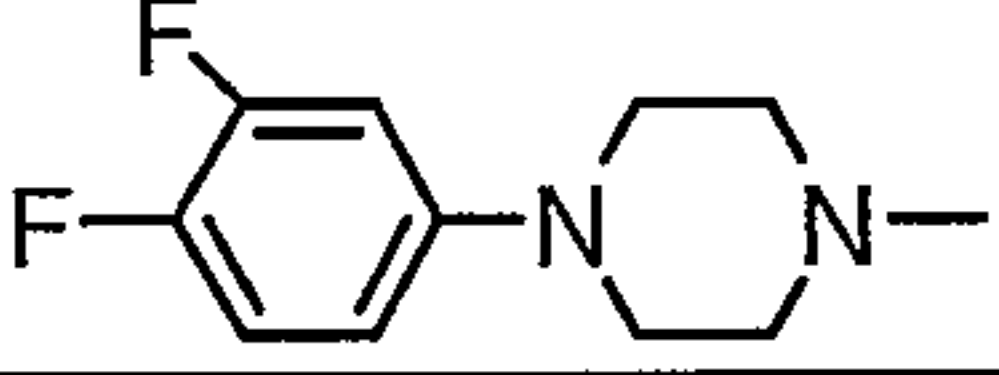
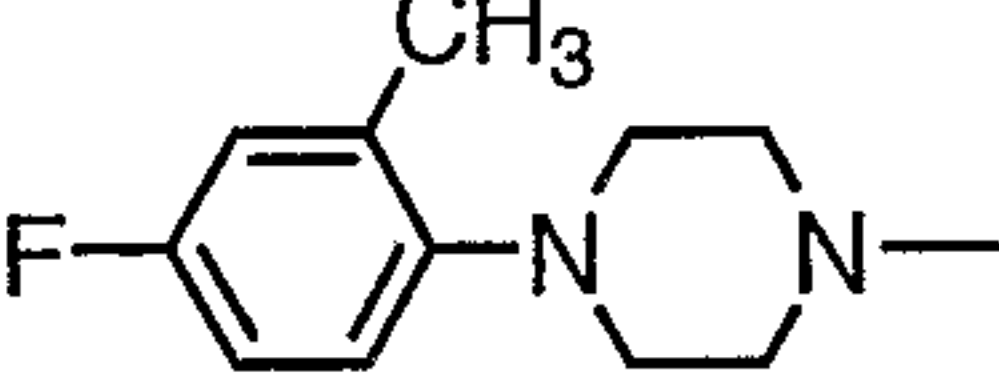
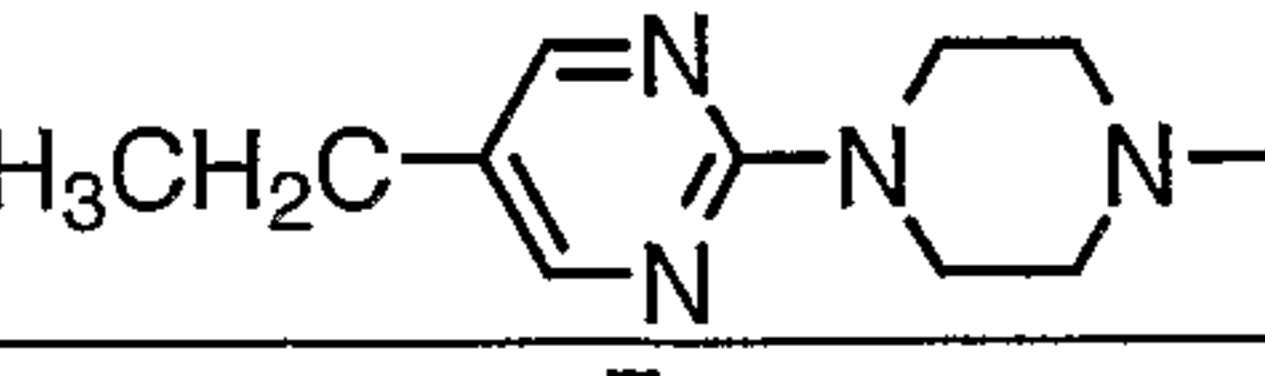
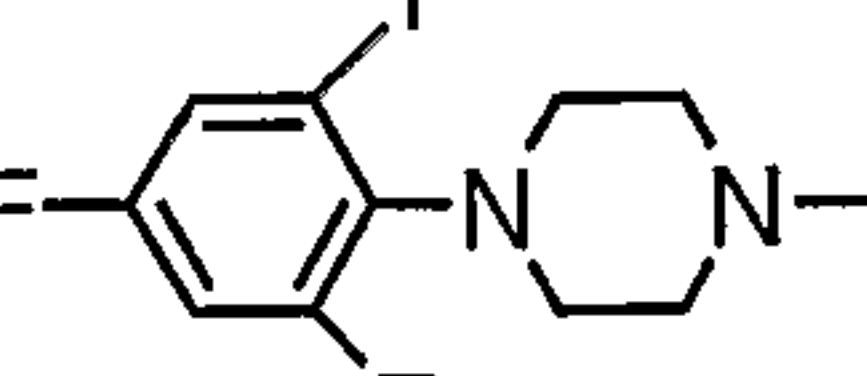
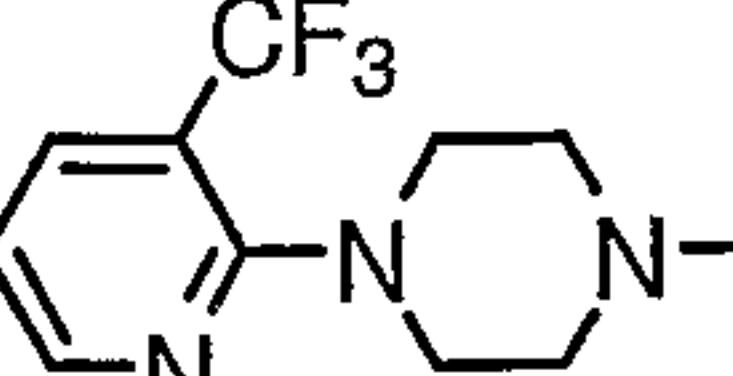
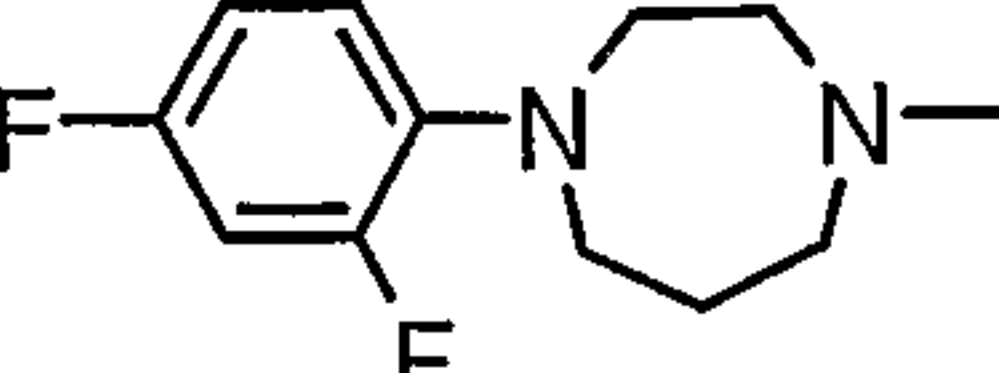
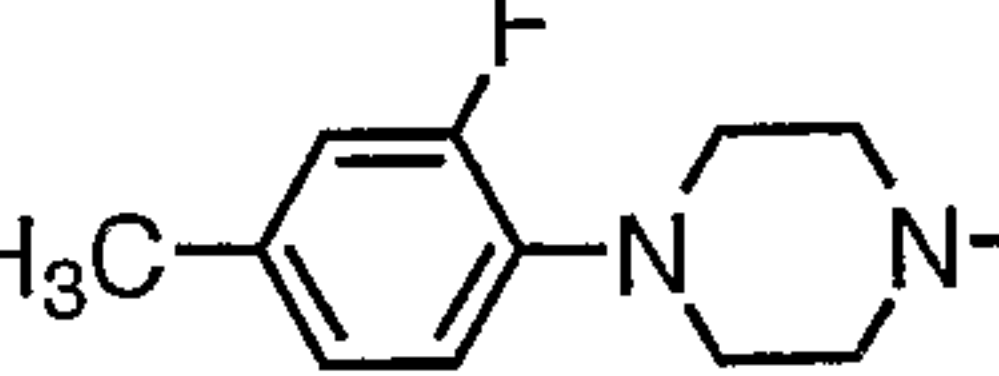
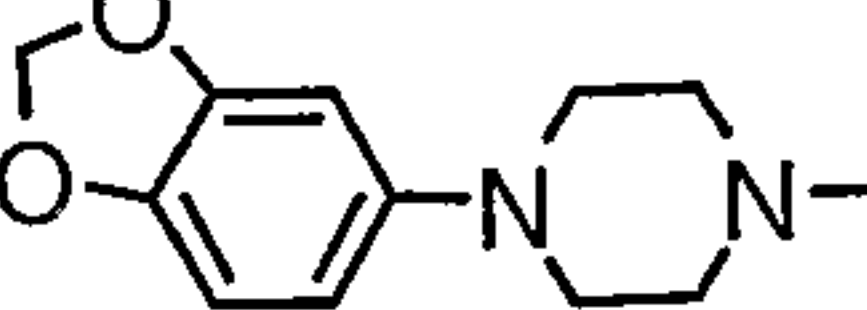


Example	Z-Y-	MS, [M+1] m/e
1-2		430
1-3		498, 500, 502
1-4		498
1-5		444
1-6		431
1-7		460
1-8		448
1-9		404
1-10		520
1-11		498

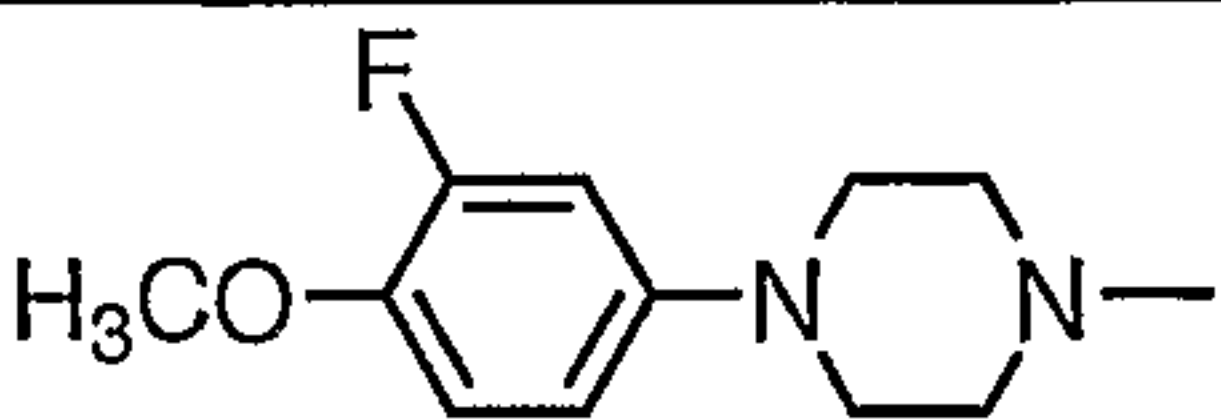
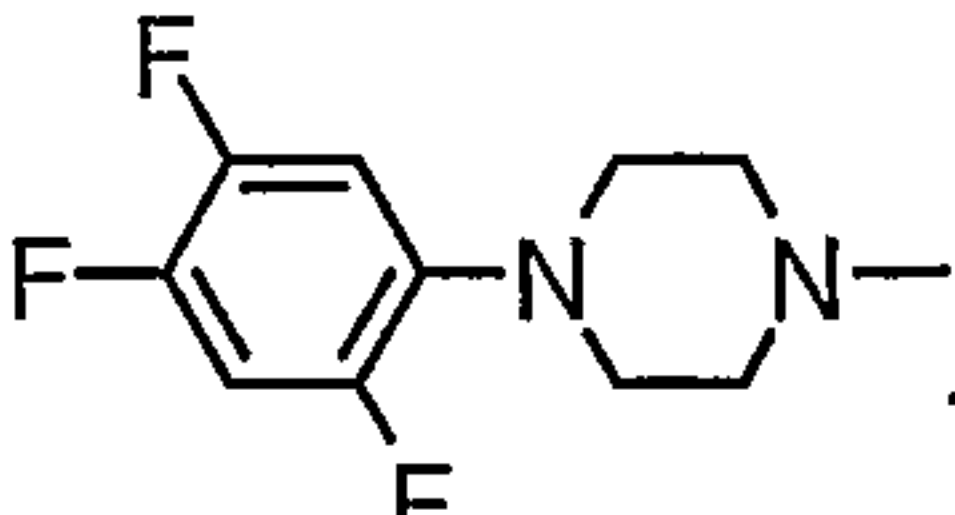
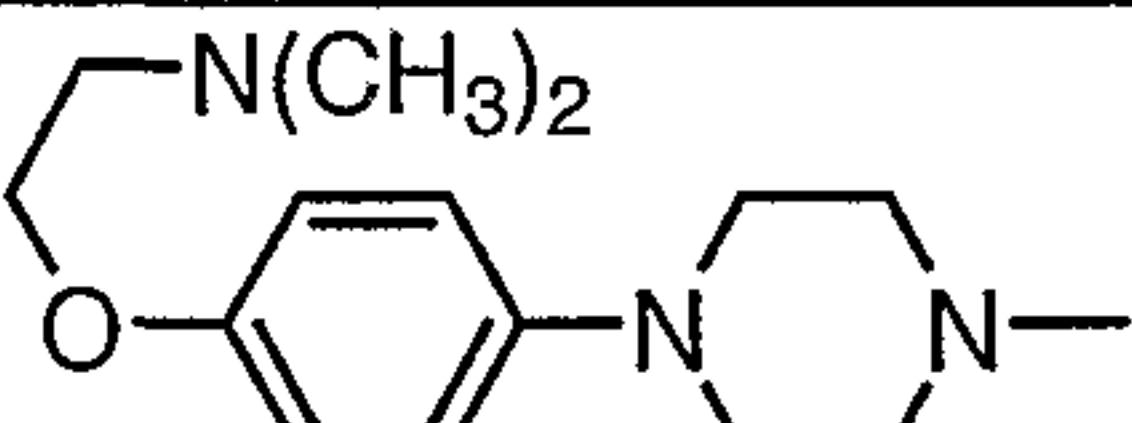
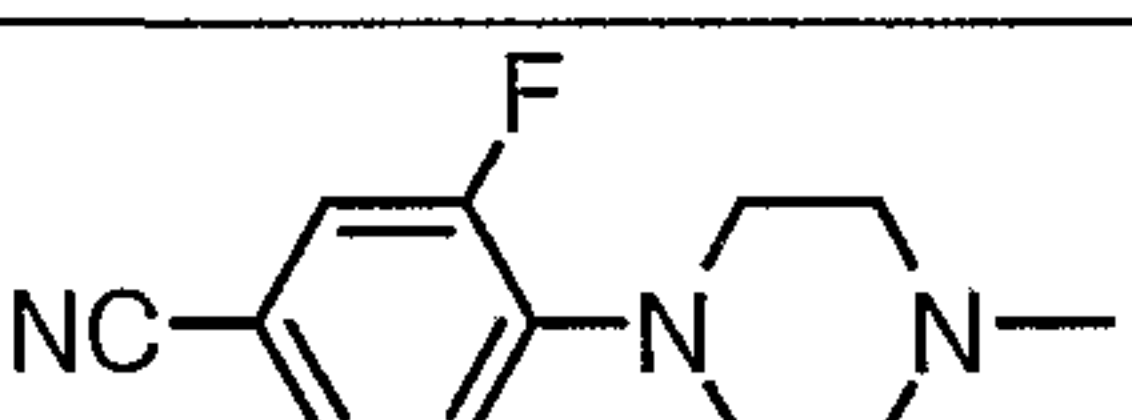
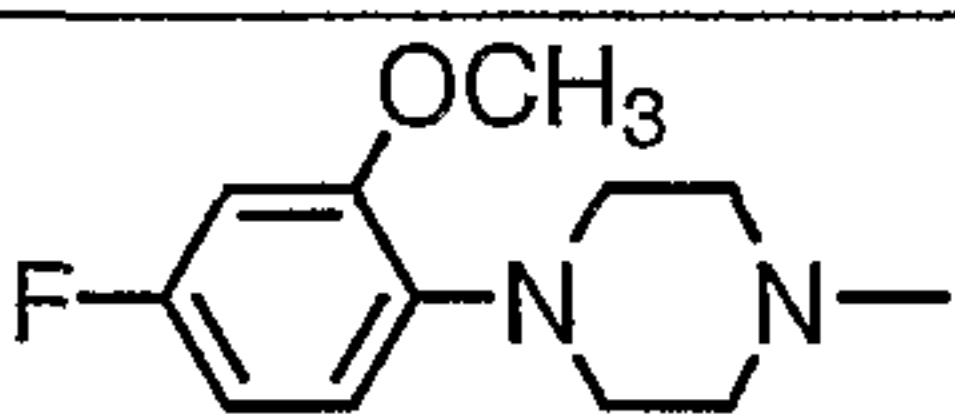
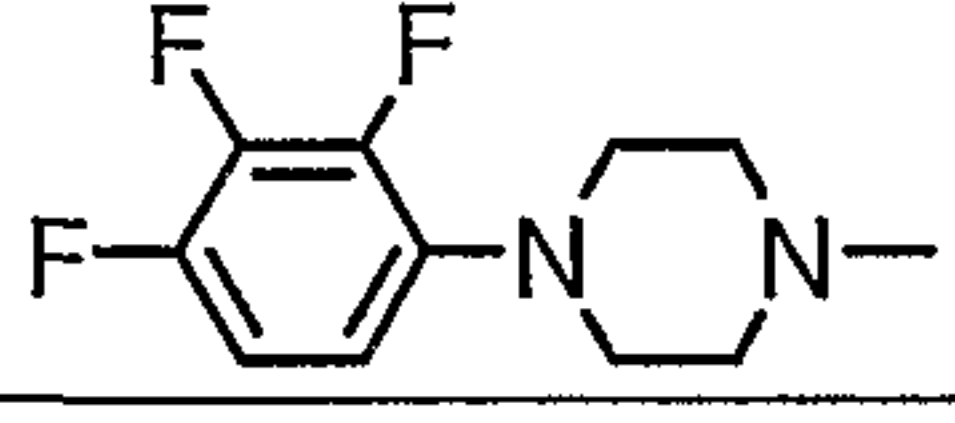
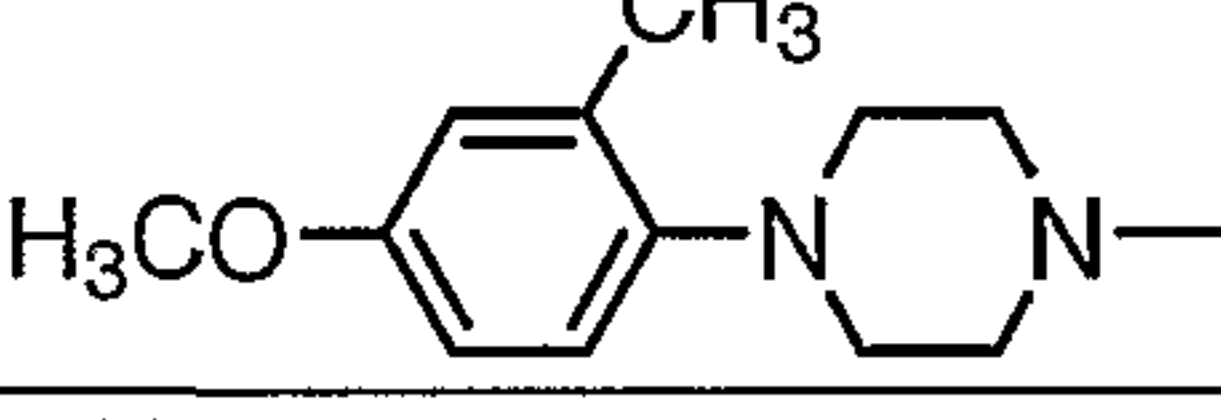
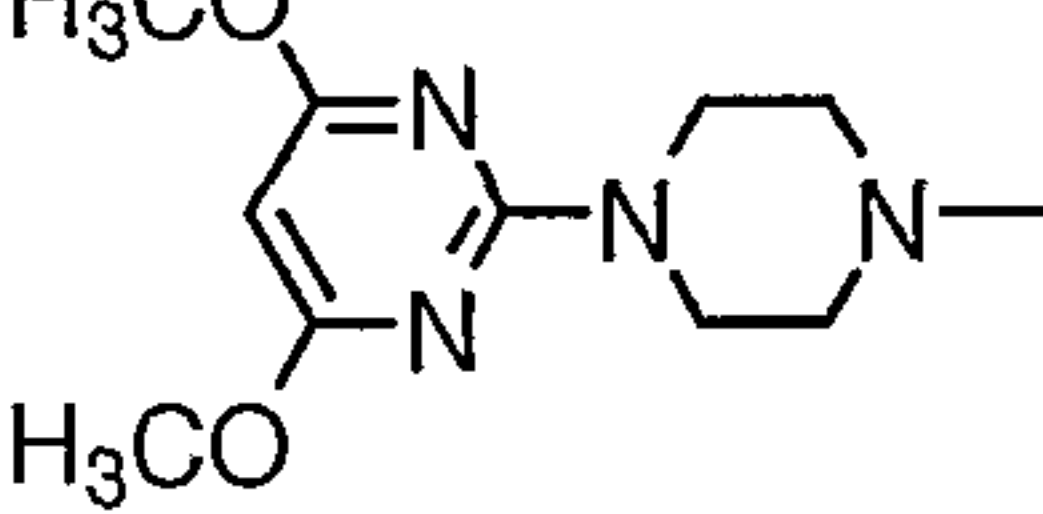
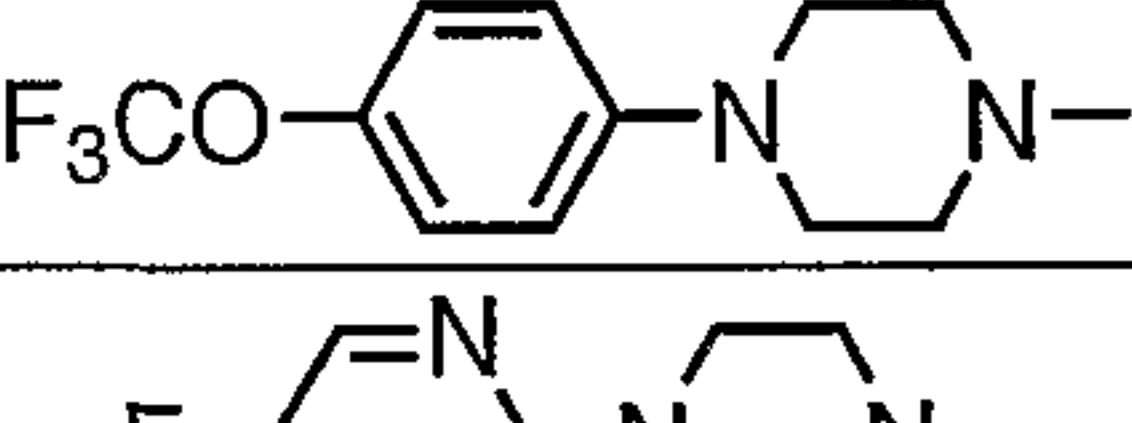
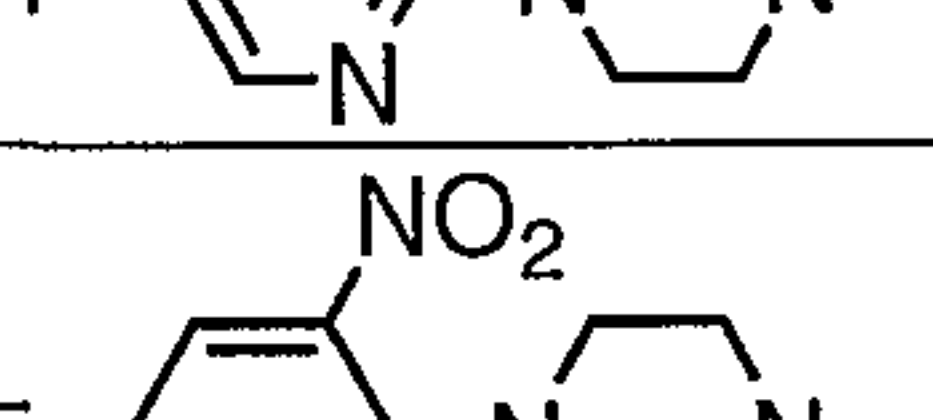
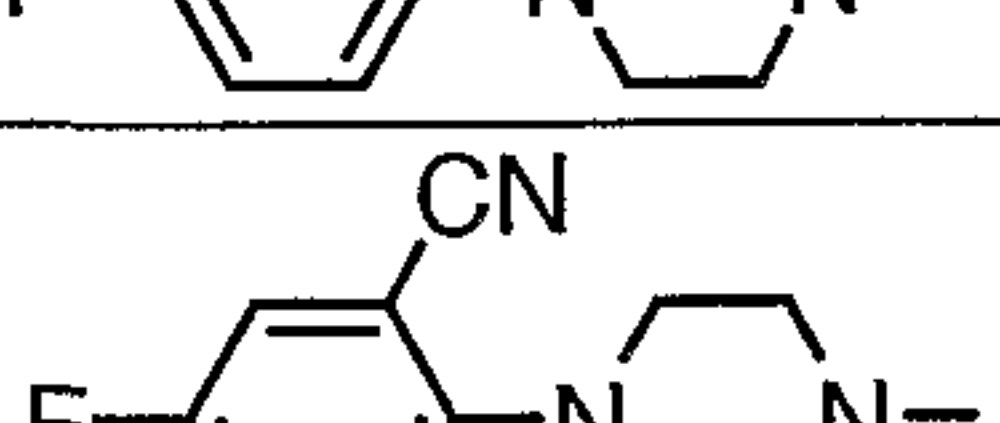
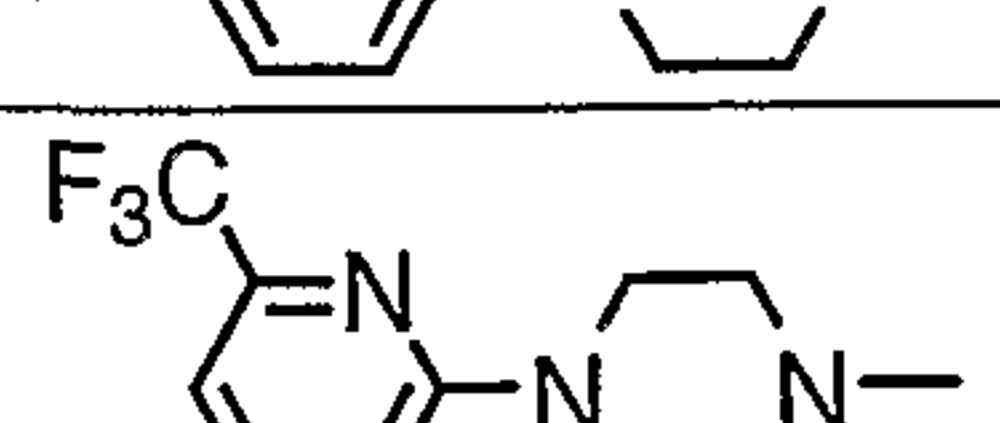
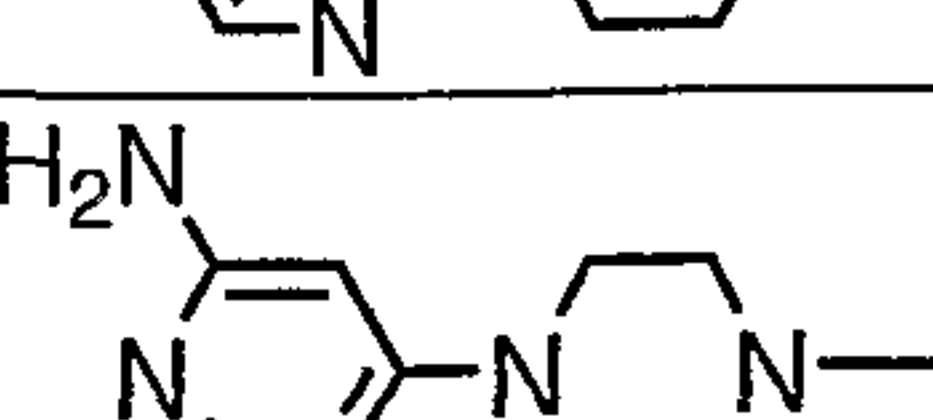
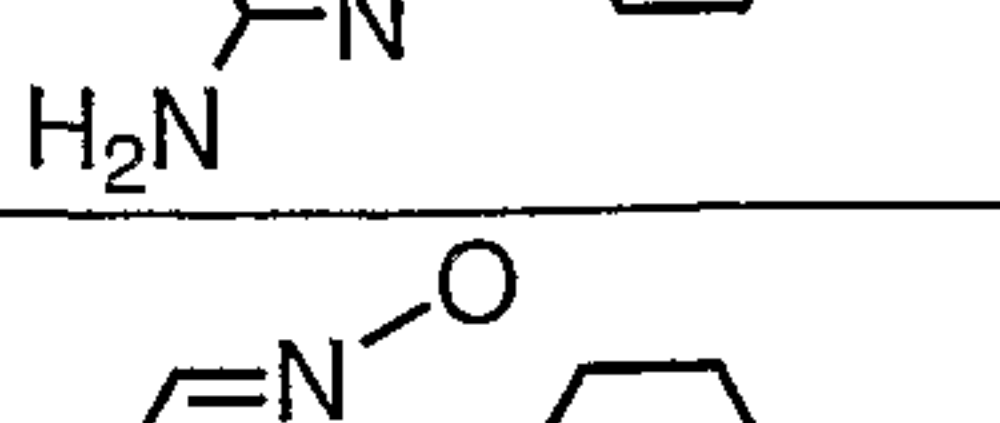
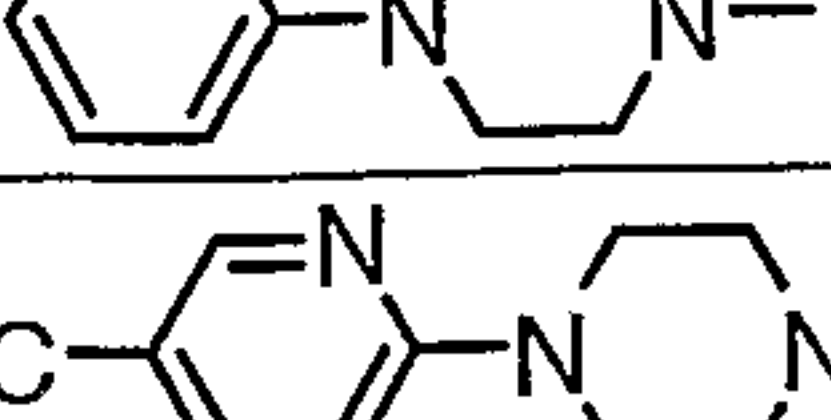

- 19 -

1-12		532, 534
1-13		478, 480
1-14		494, 496
1-15		444
1-16		478, 480
1-17		464, 466
1-18		432
1-19		468
1-20		431
1-21		472
1-22		508, 510
1-23		490
1-24		490
1-25		445
1-26		460
1-27		455
1-28		533, 535
1-29		437

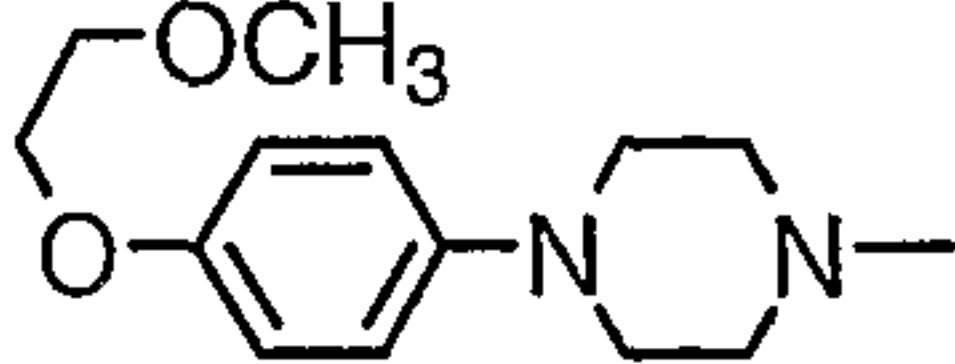
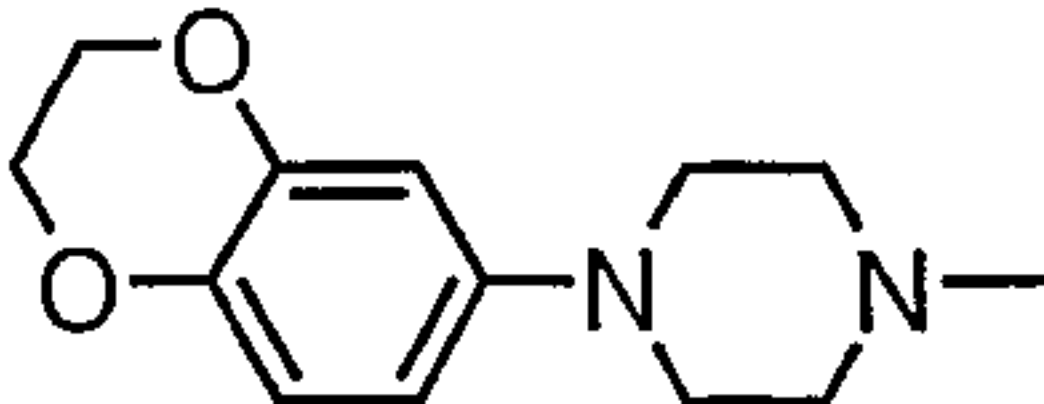
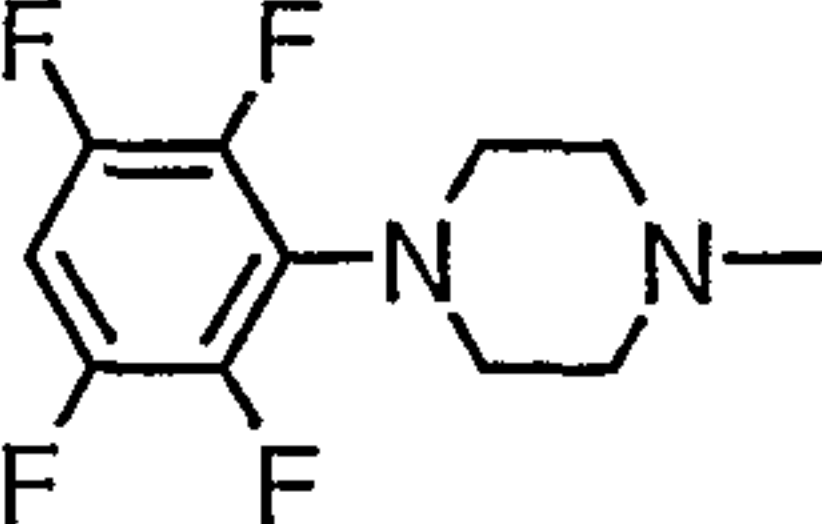
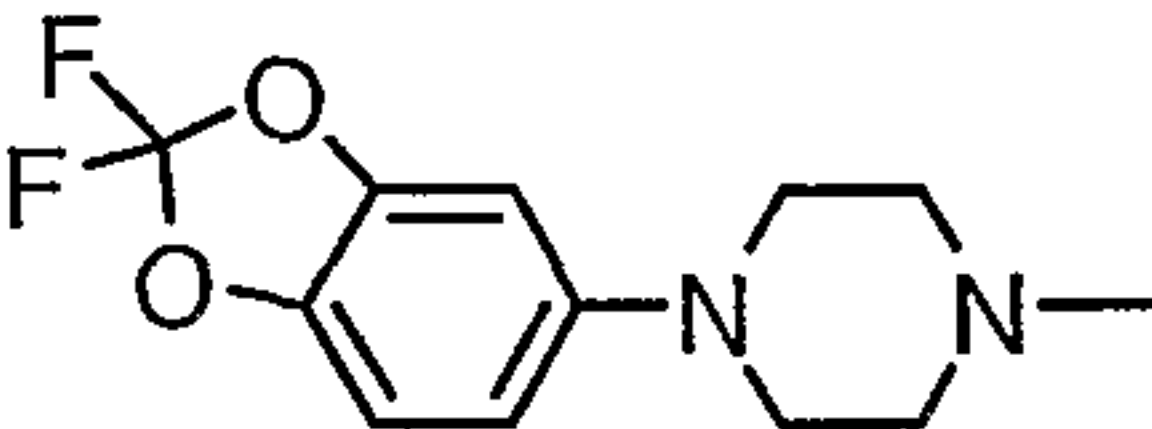
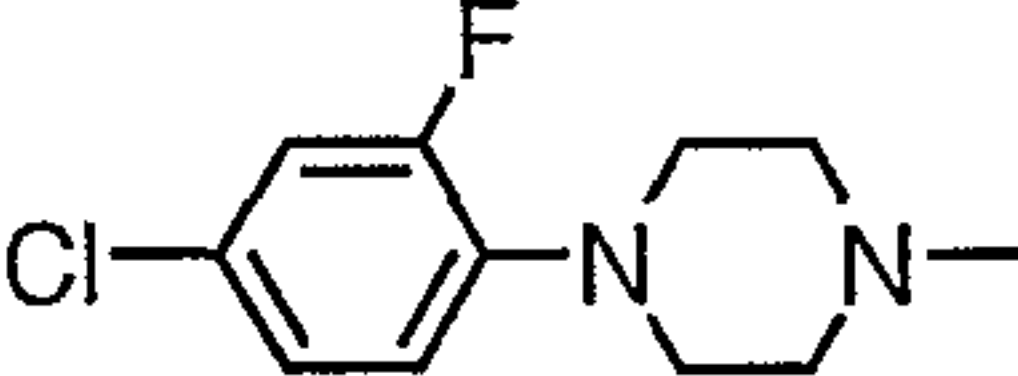
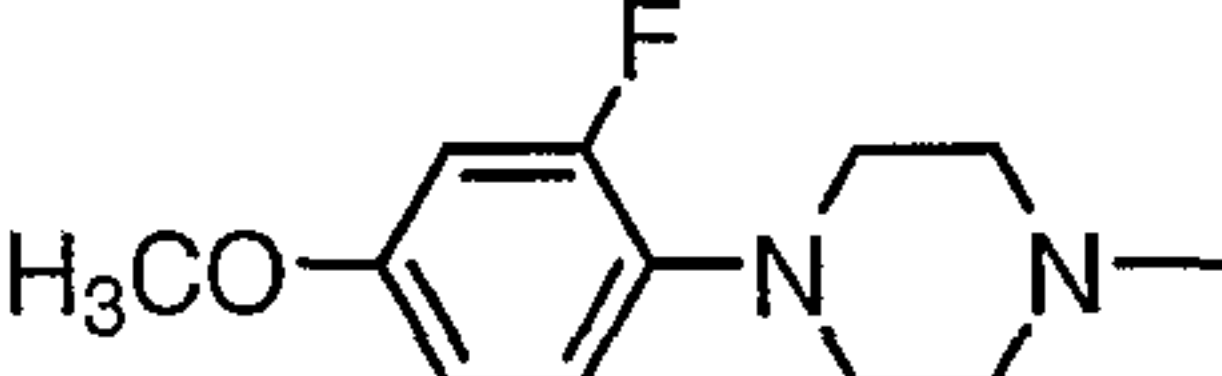
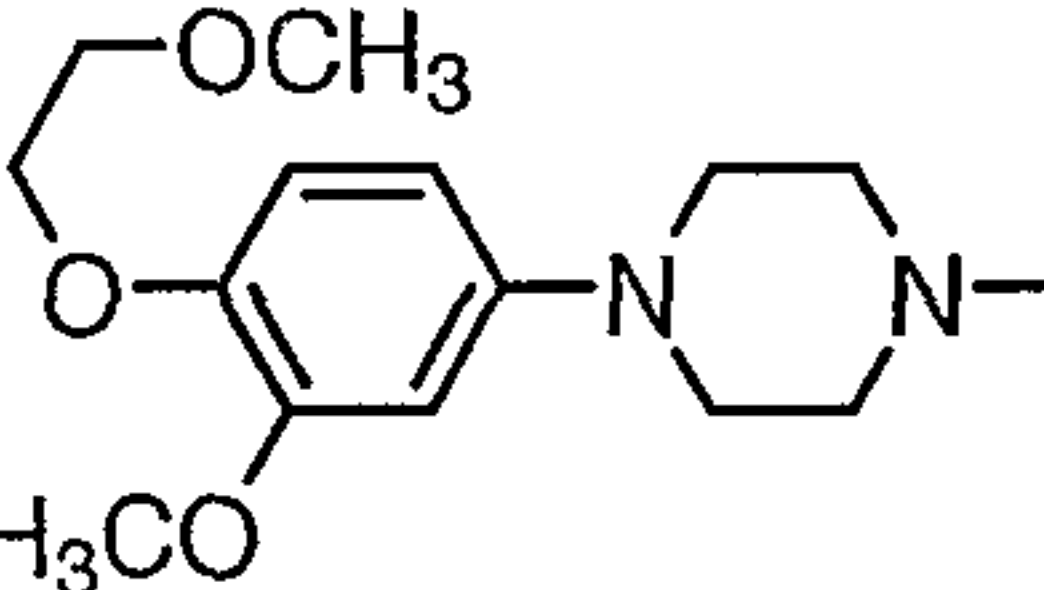
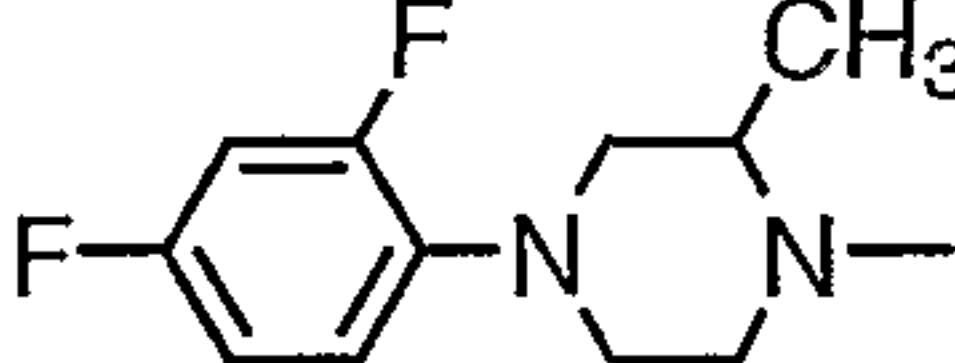
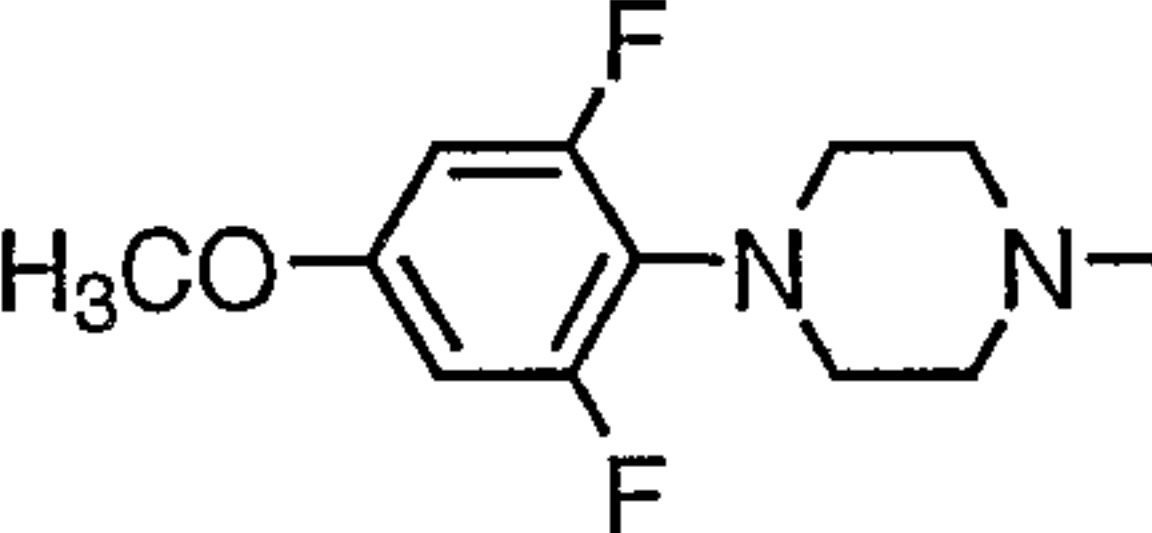
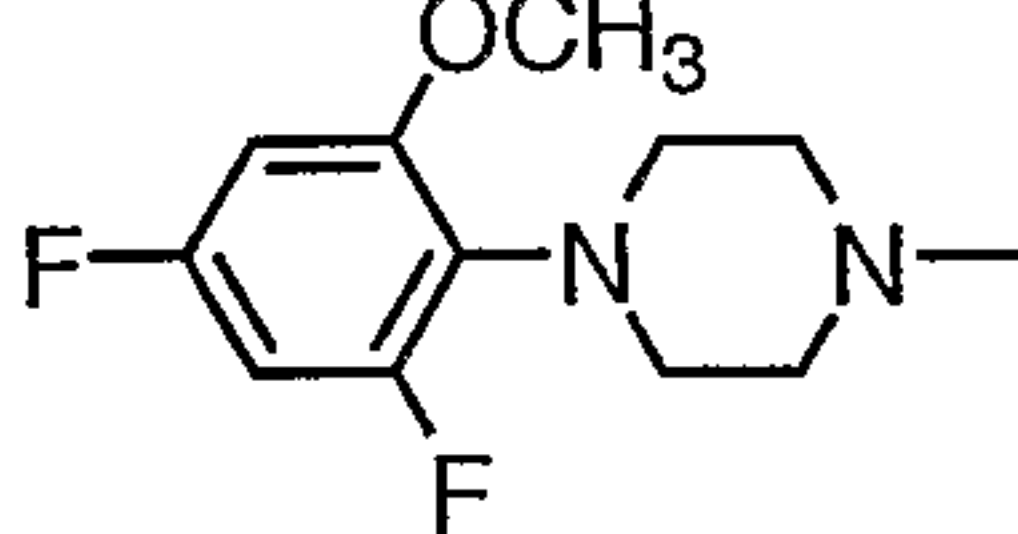
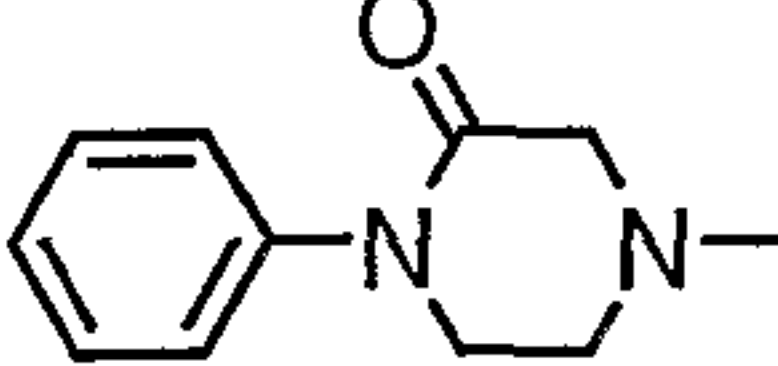
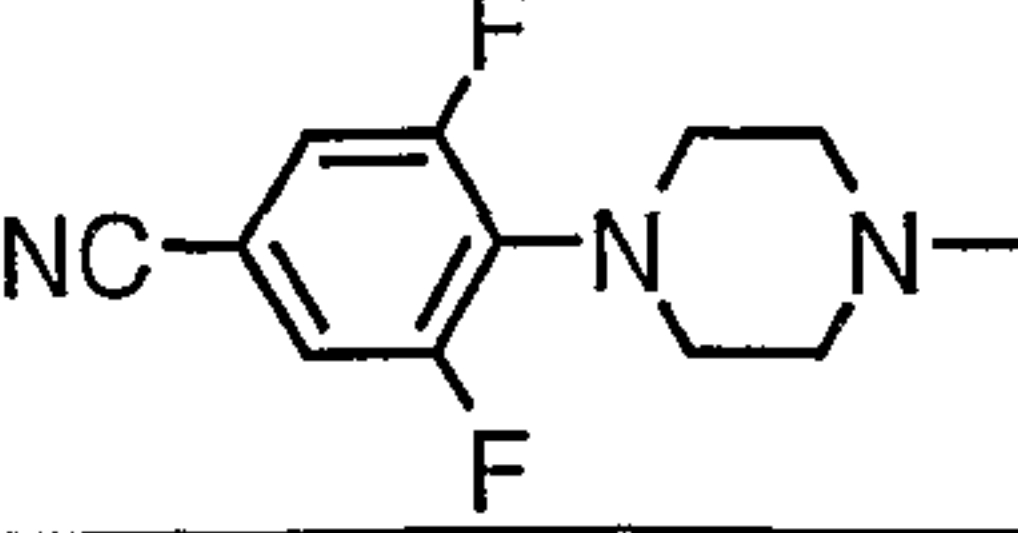
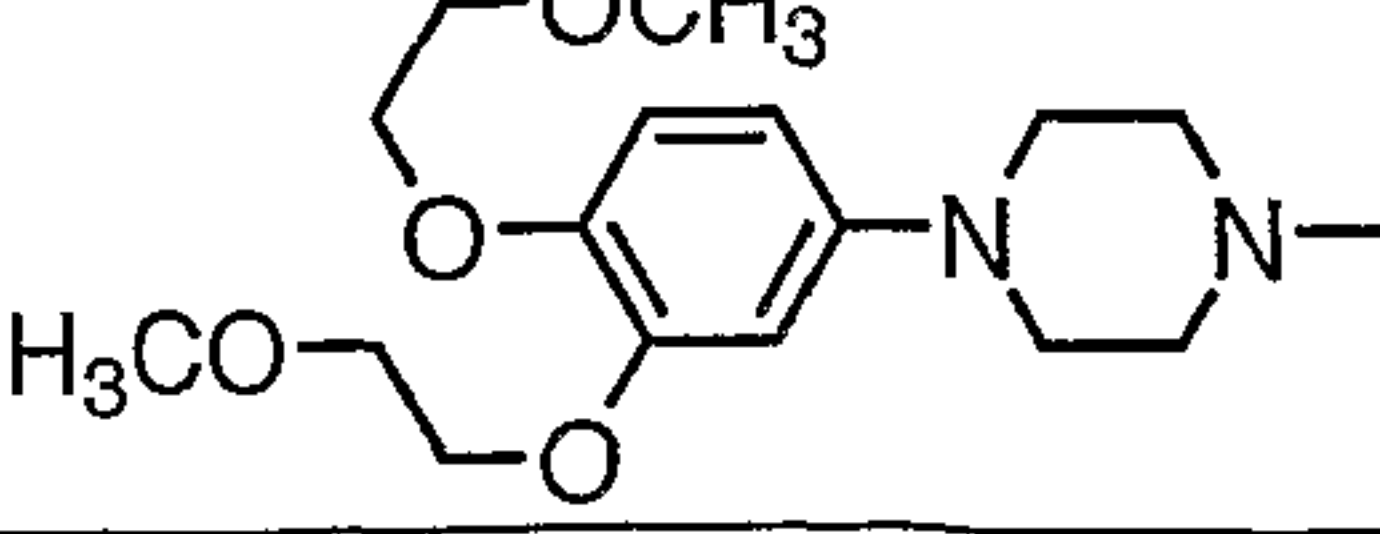
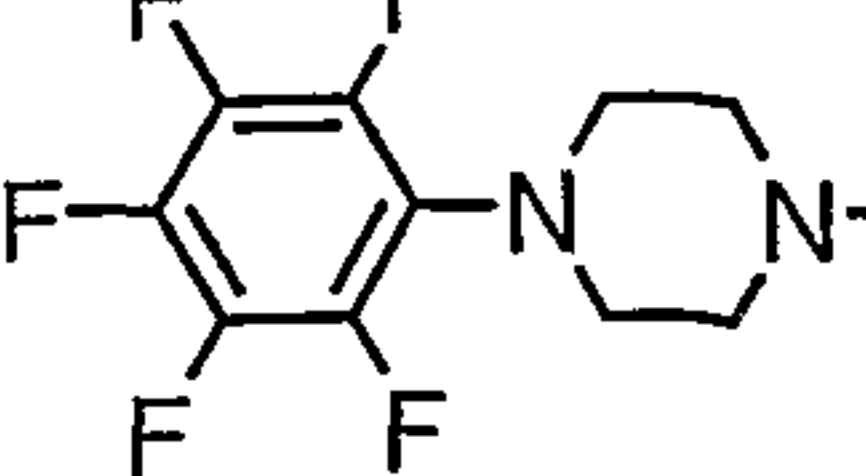
- 20 -

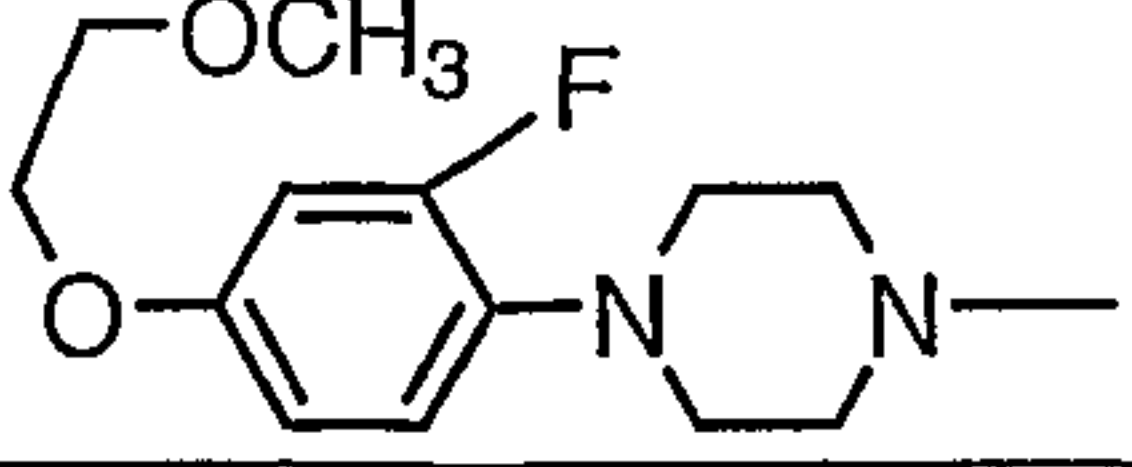
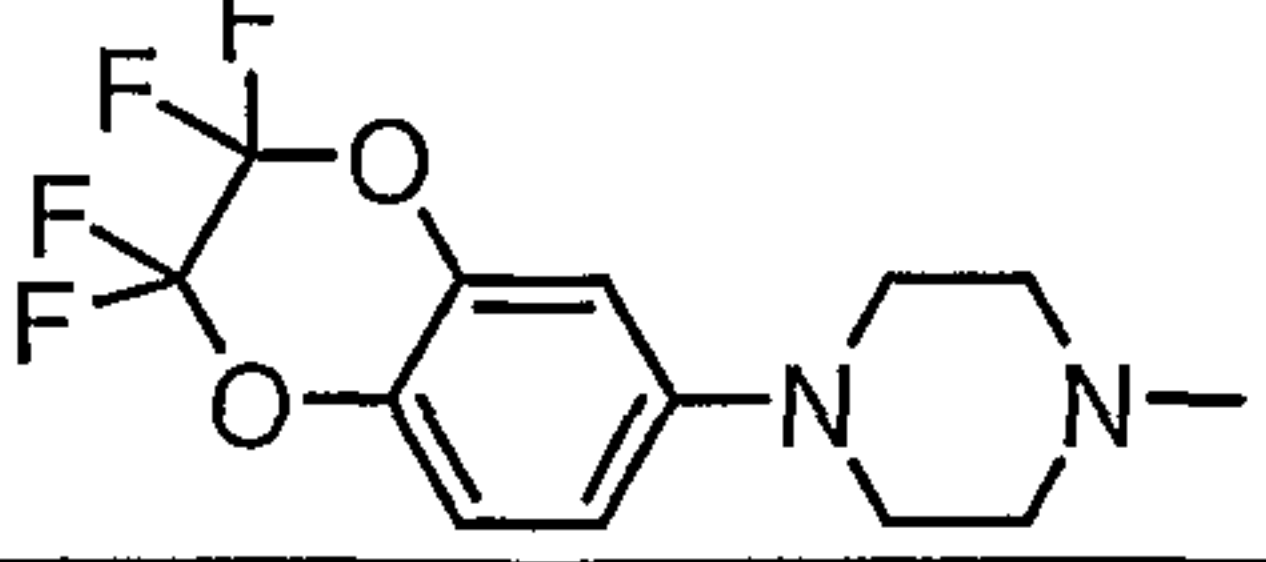
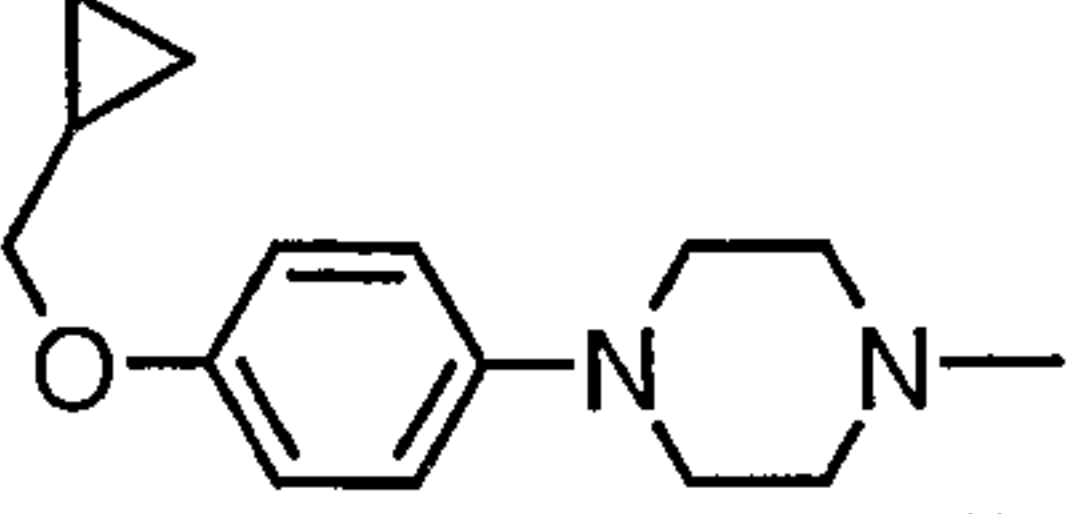
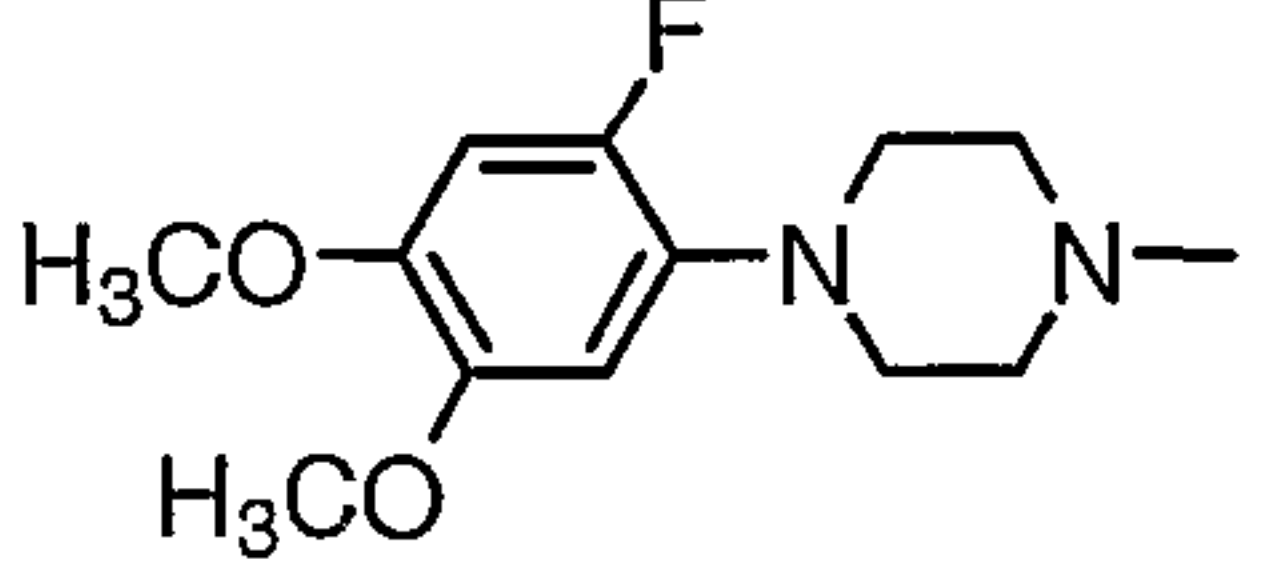
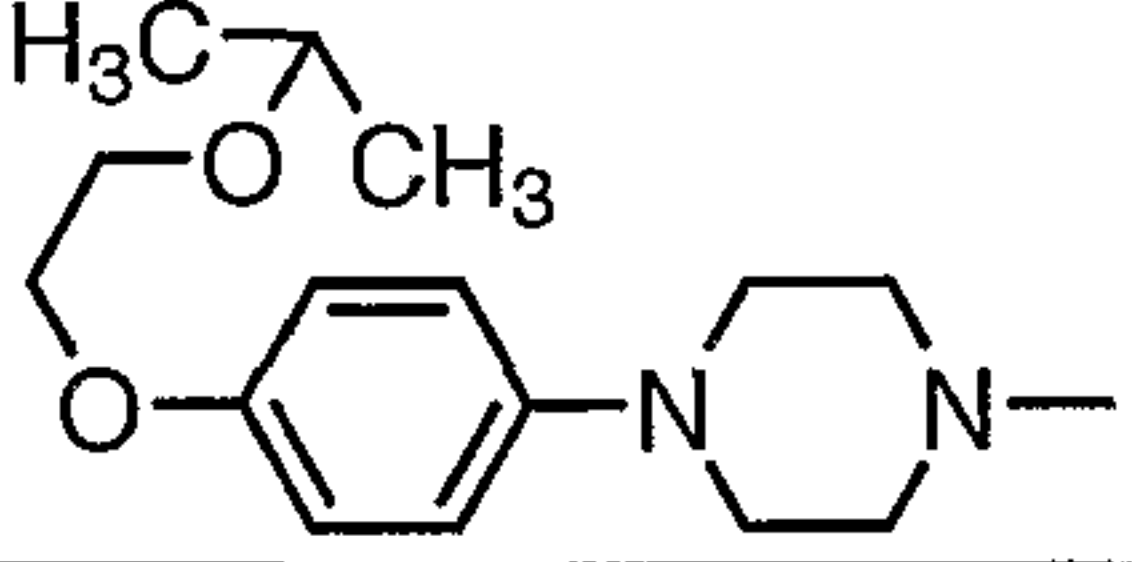
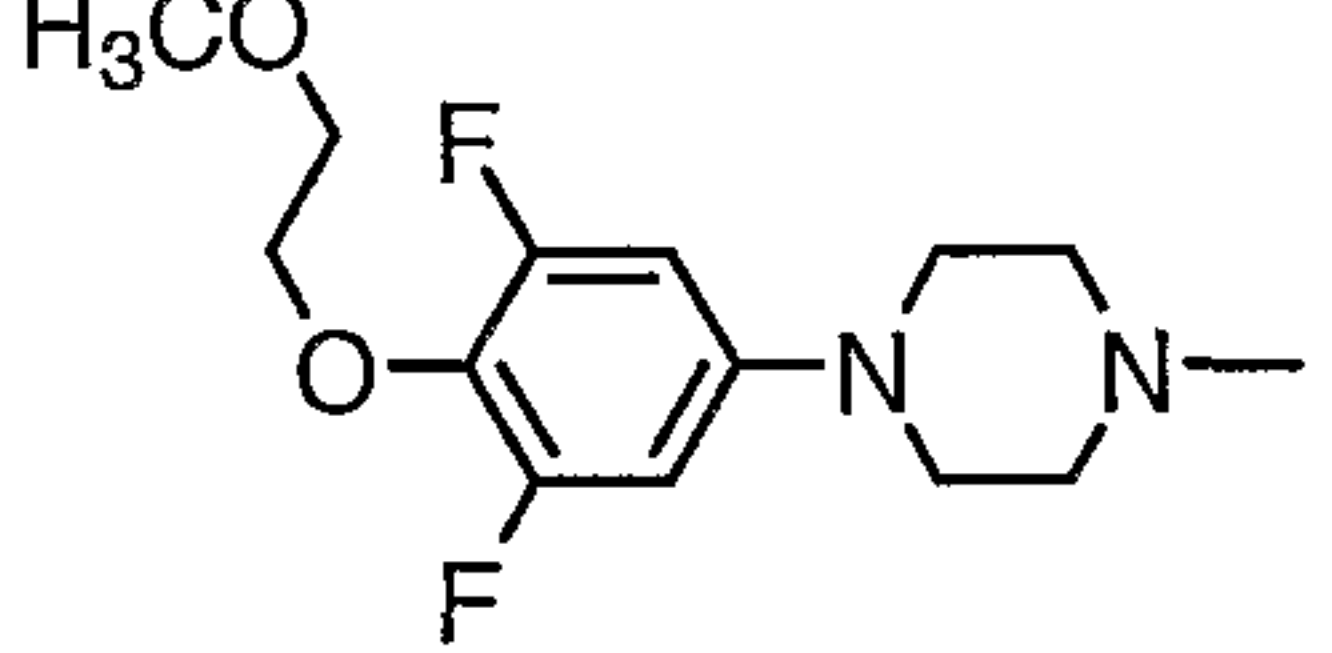
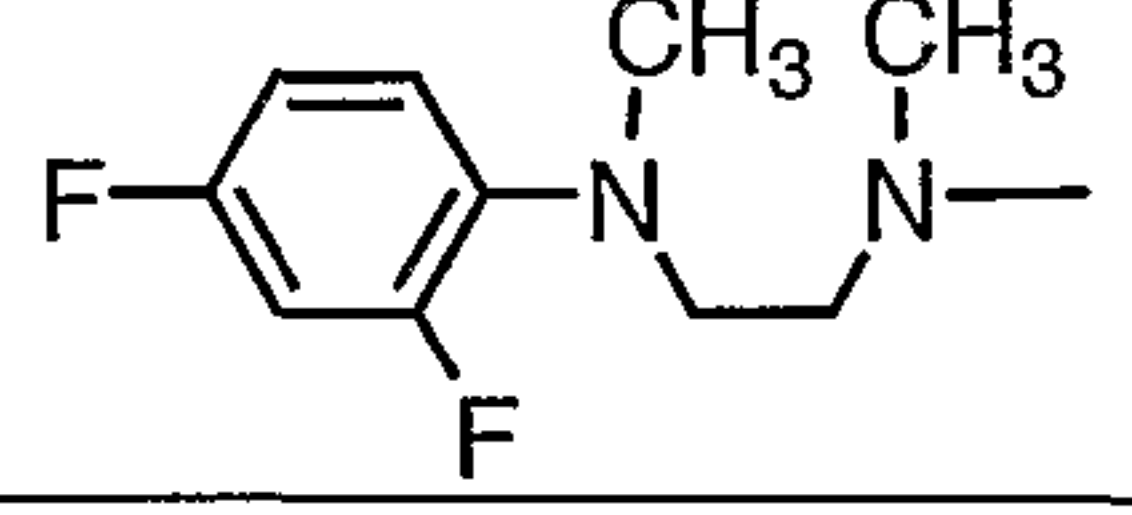
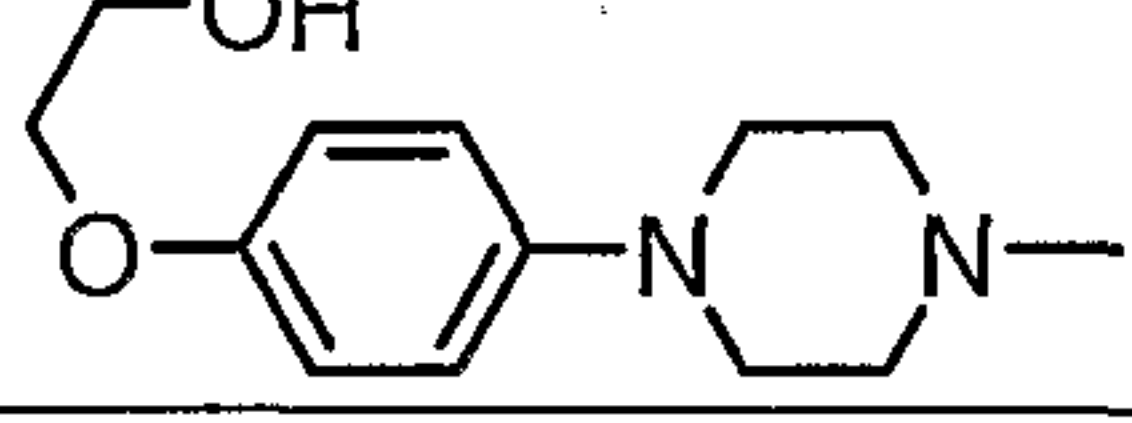
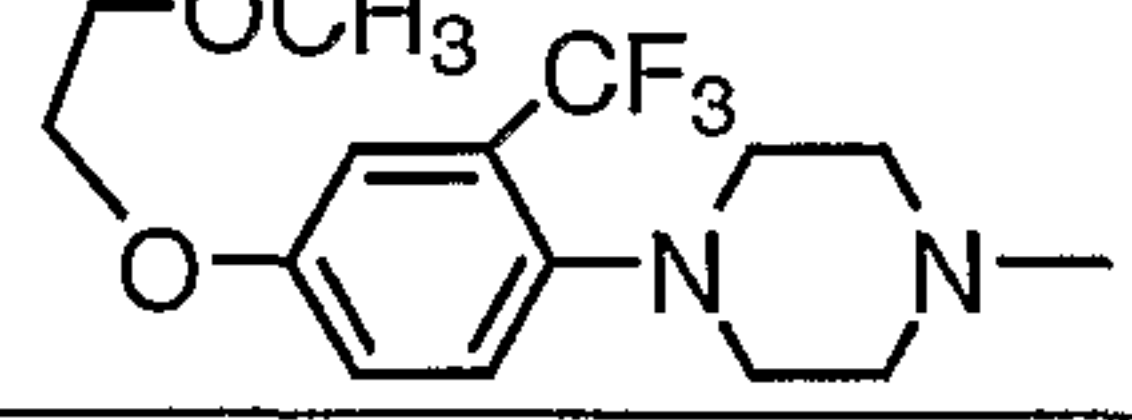
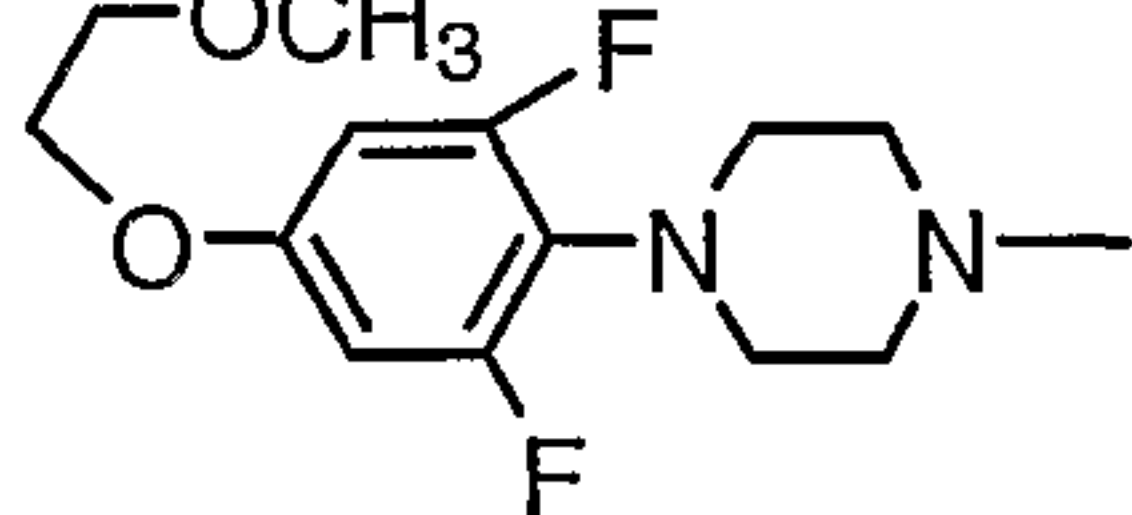
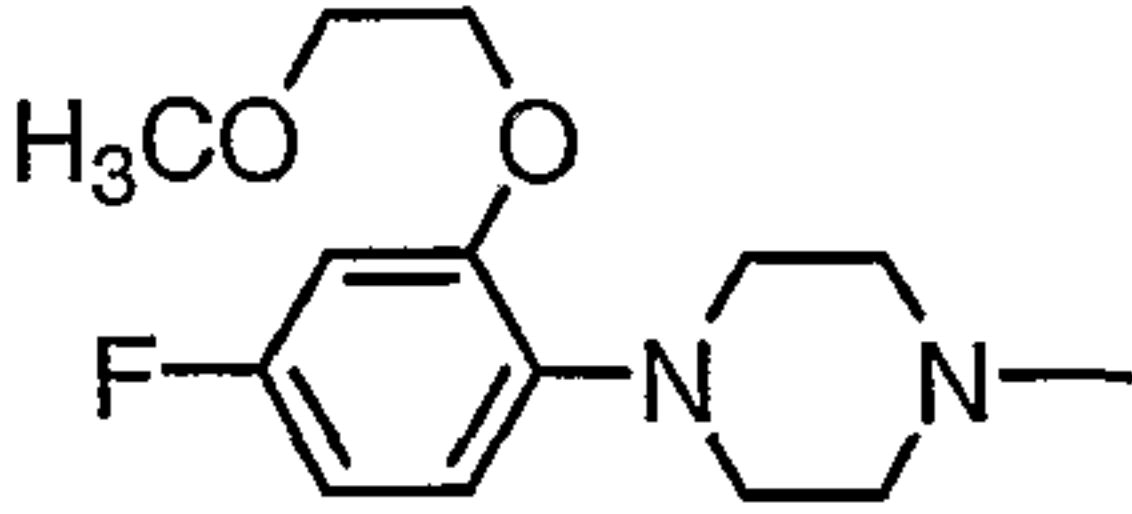
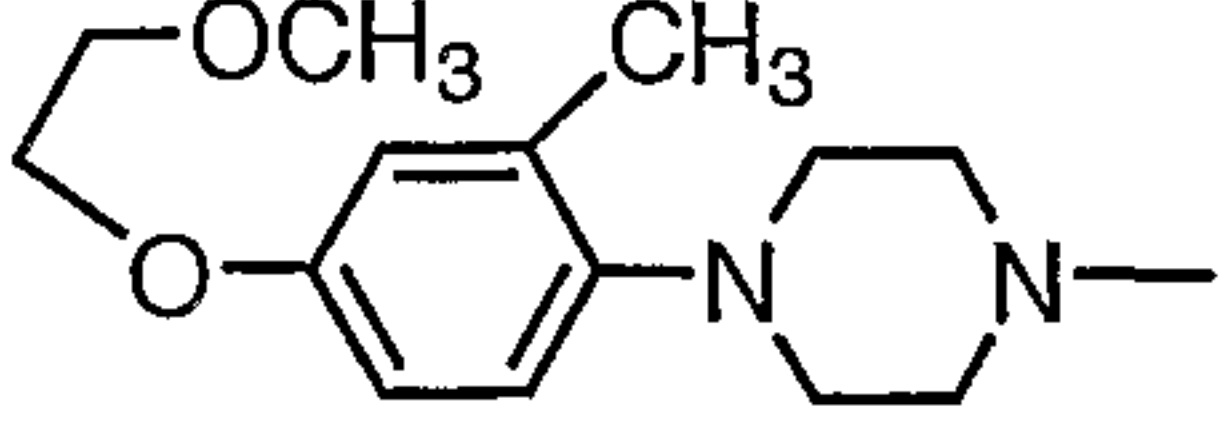
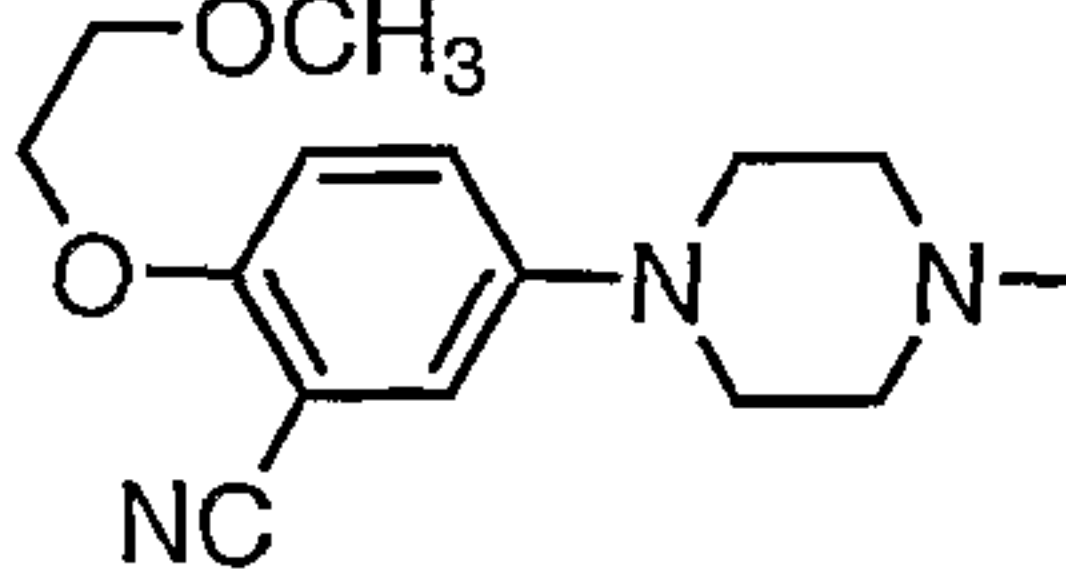
1-30		481
1-31		498, 500, 502
1-32		448
1-33		432
1-34		444
1-35		474
1-36		498, 500, 502
1-37		470
1-38		466
1-39		462
1-40		460
1-41		484
1-42		499
1-43		480
1-44		462
1-45		474

- 21 -

1-46		478
1-47		484
1-48		517
1-49		473
1-50		478
1-51		484
1-52		474
1-53		492
1-54		514
1-55		450
1-56		493
1-57		473
1-58		500
1-59		462
1-60		447
1-61		445

- 22 -

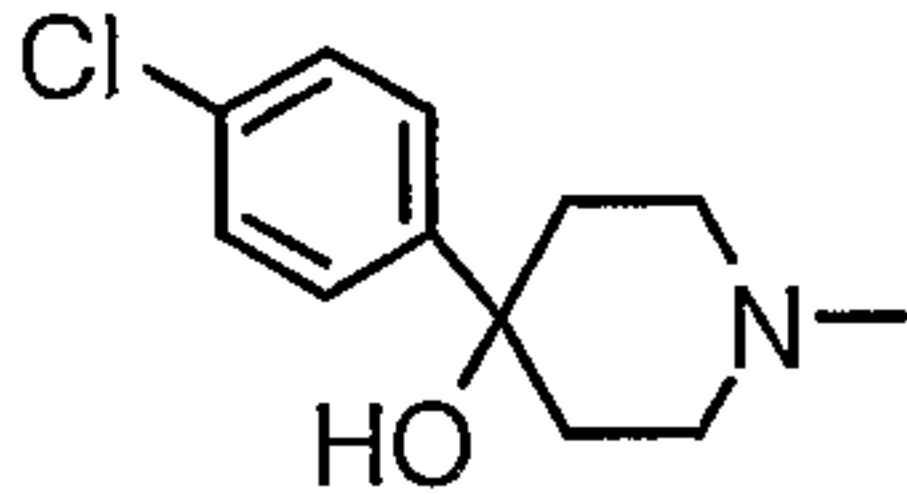
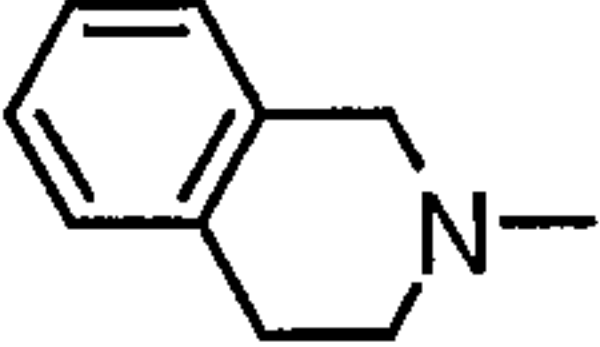
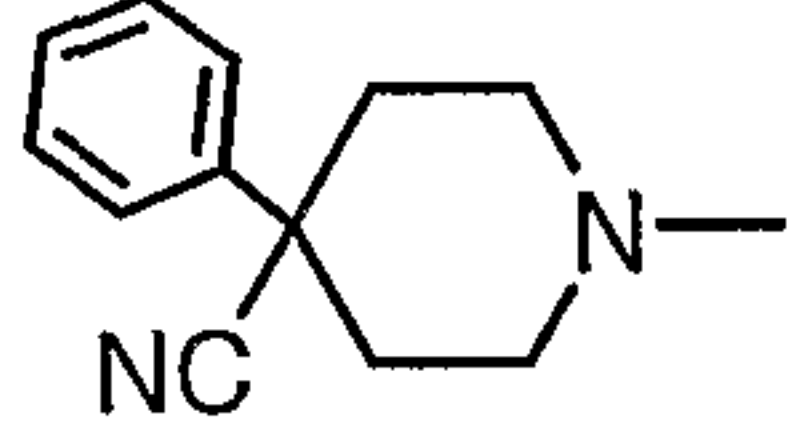
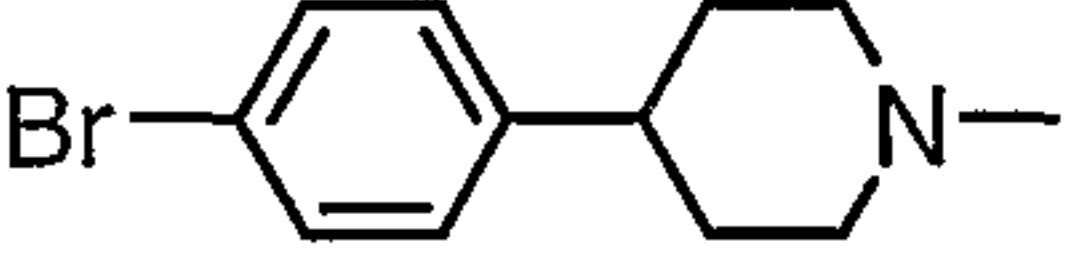
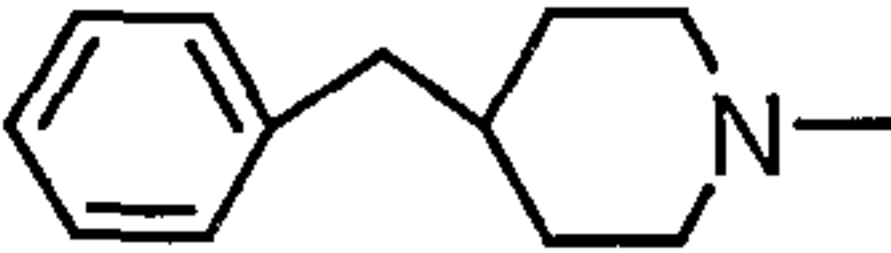
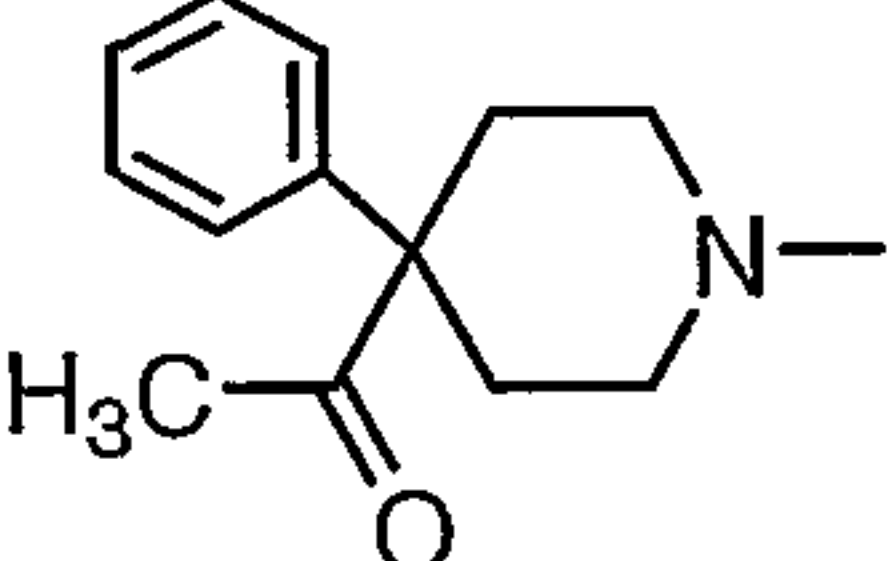
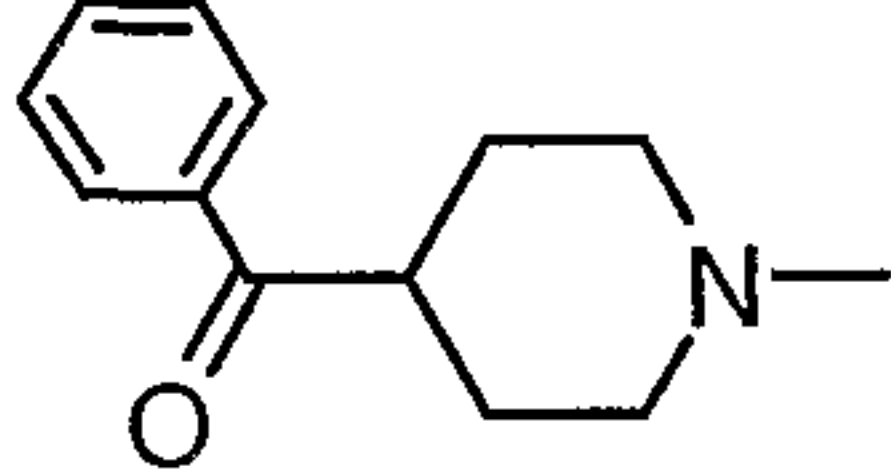

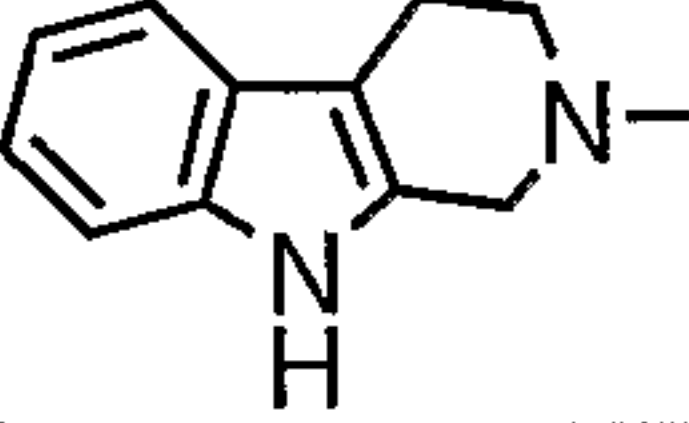
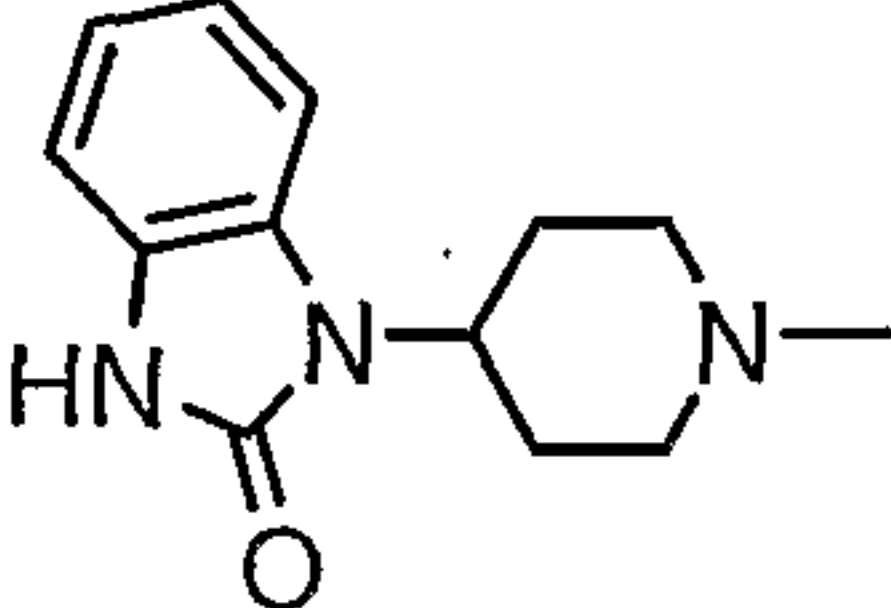
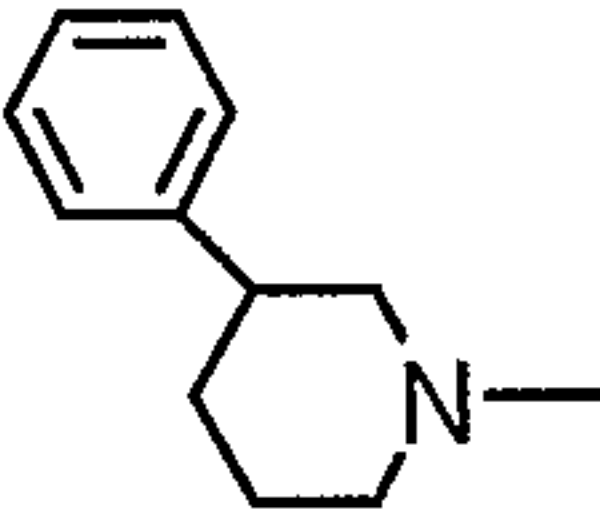
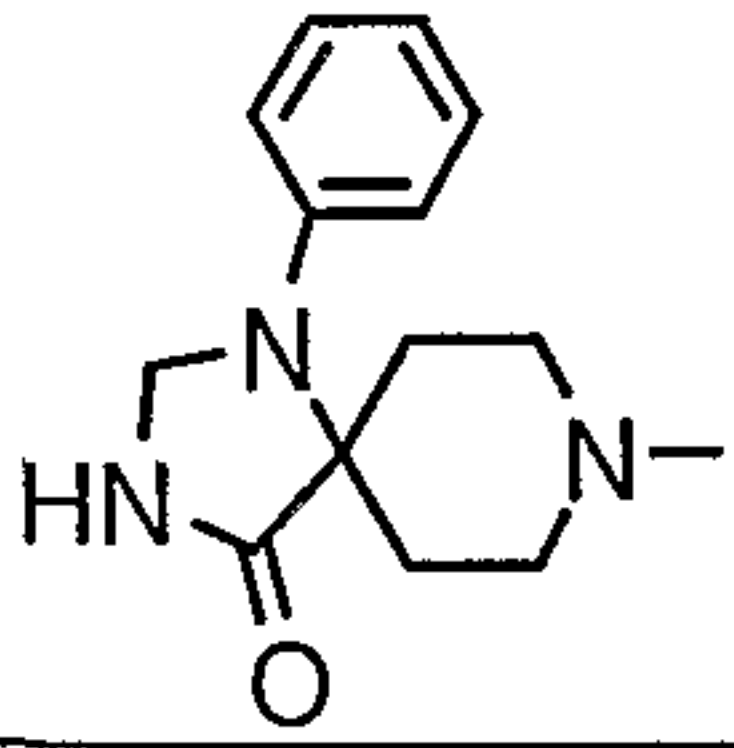
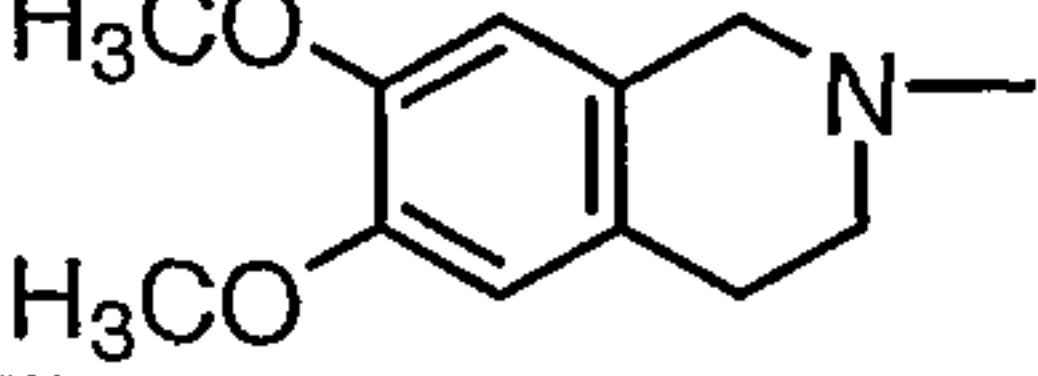
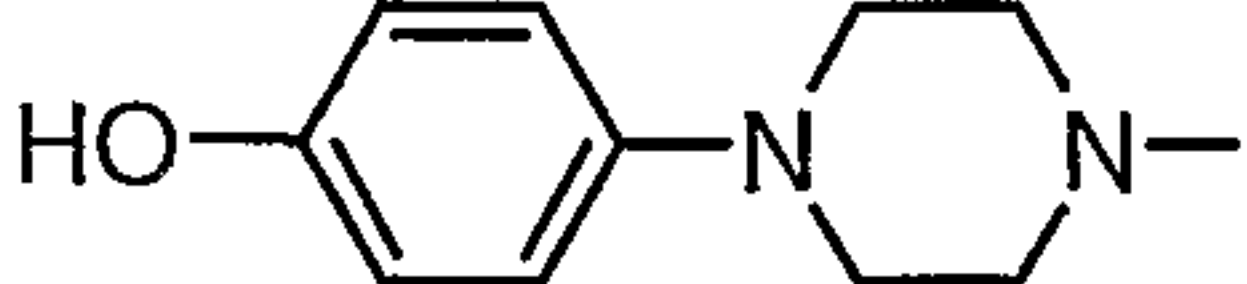
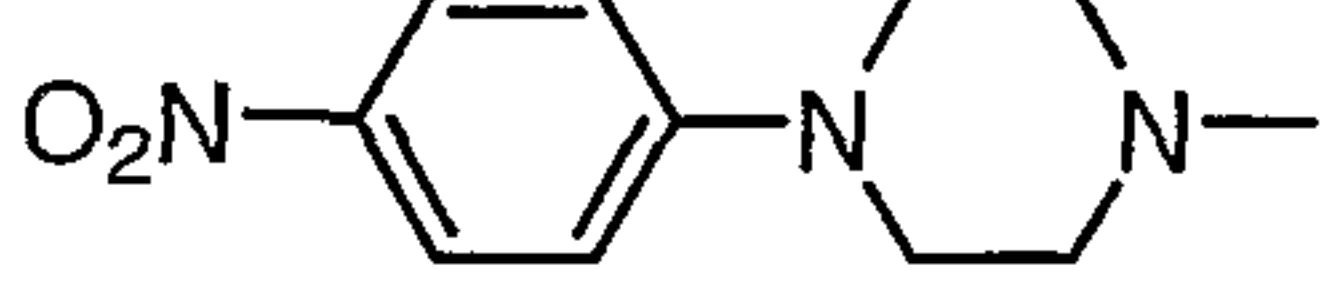
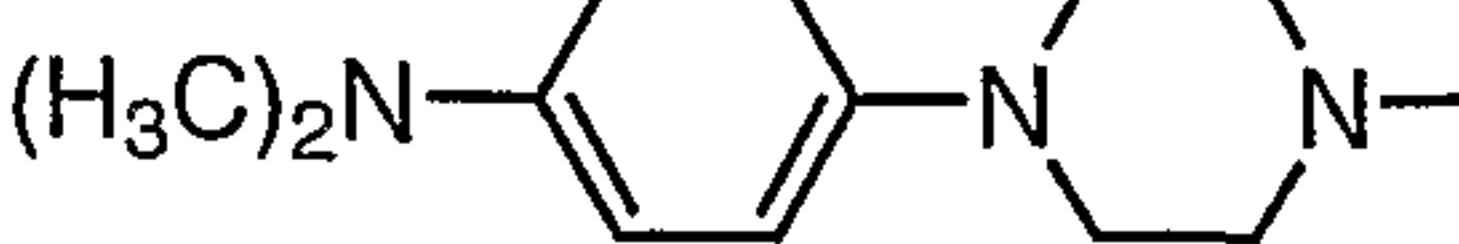
1-62		504
1-63		488
1-64		502
1-65		510
1-66		482, 484
1-67		478
1-68		534
1-69		480
1-70		496
1-71		496
1-72		444
1-73		491
1-74		578
1-75		520

1-76		522
1-77		560
1-78		500
1-79		508
1-80		532
1-81		540
1-82		468
1-83		490
1-84		572
1-85		540
1-86		522
1-87		518
1-88		529


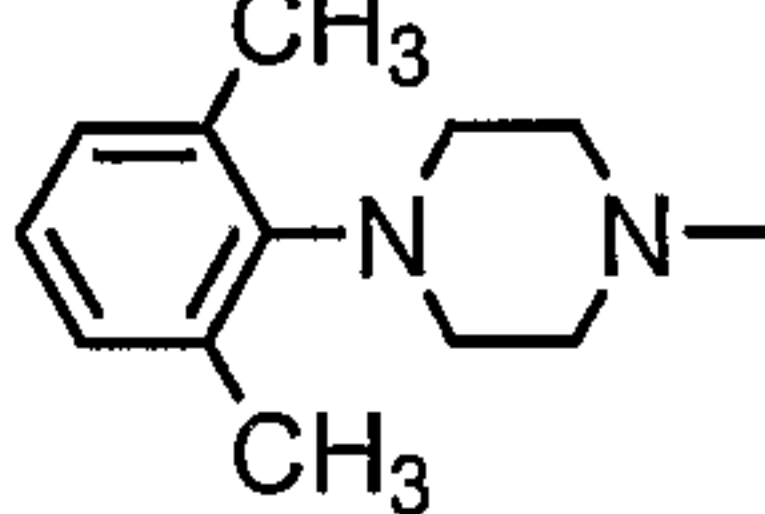
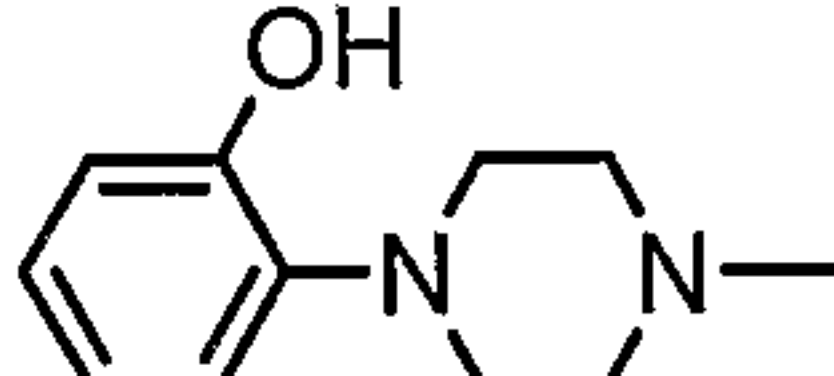
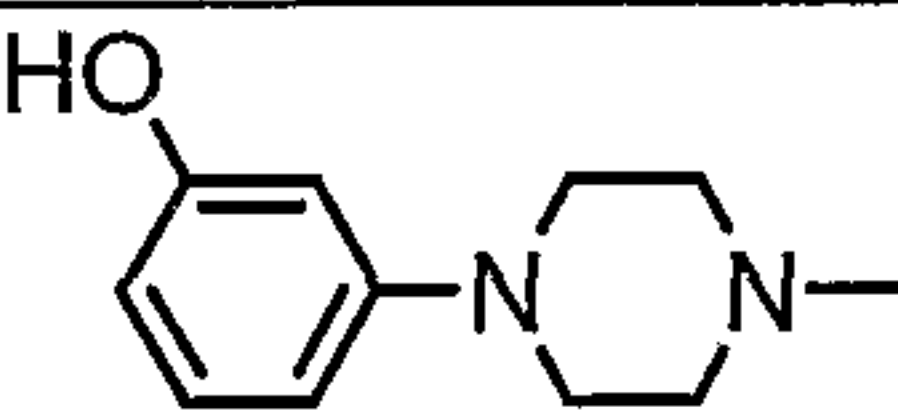
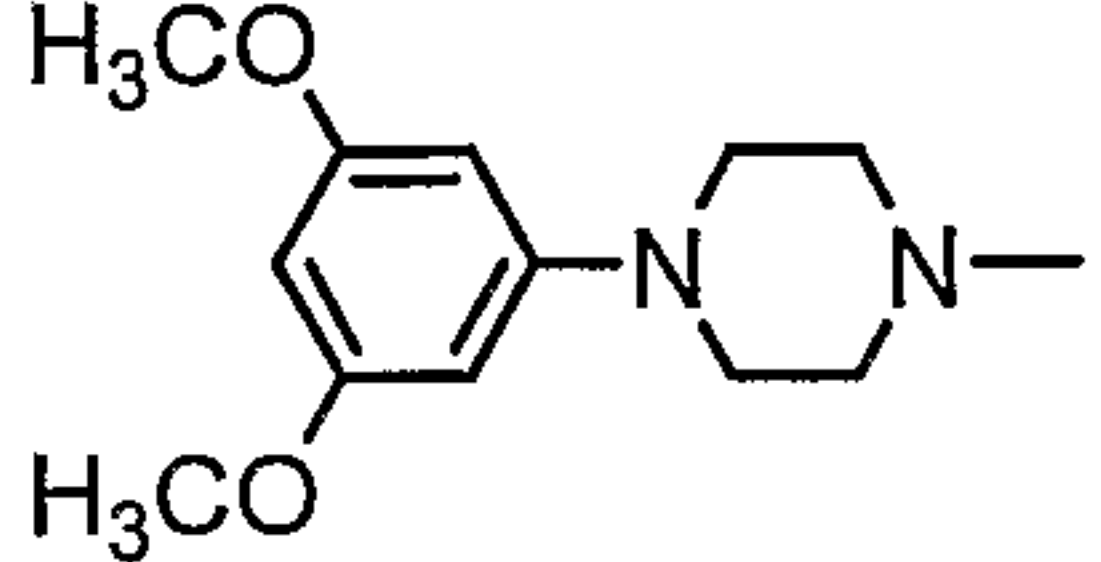
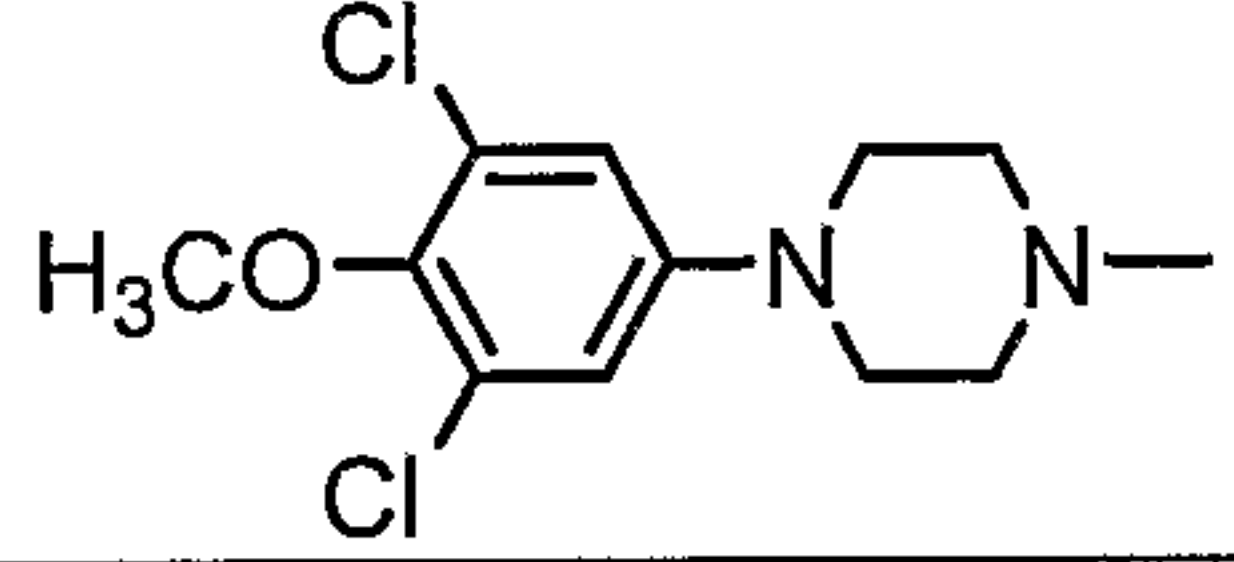
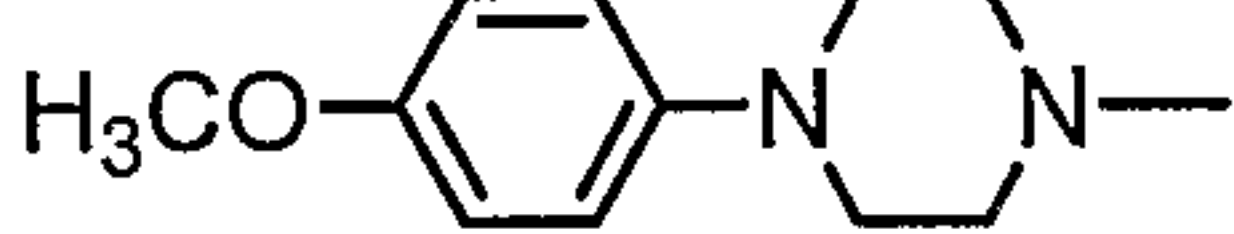
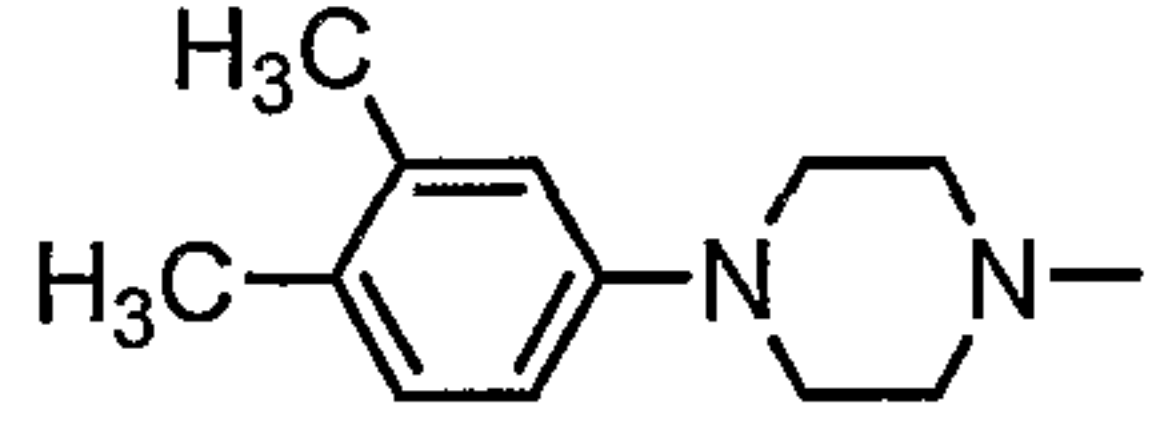
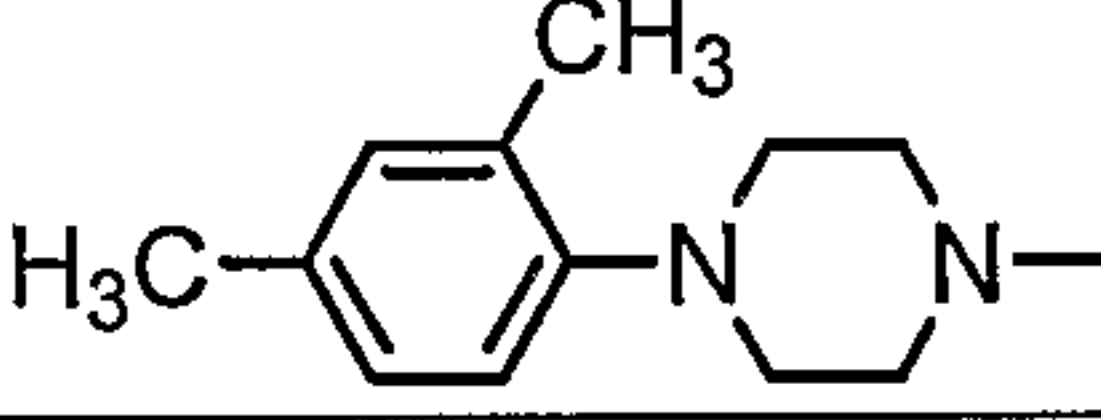
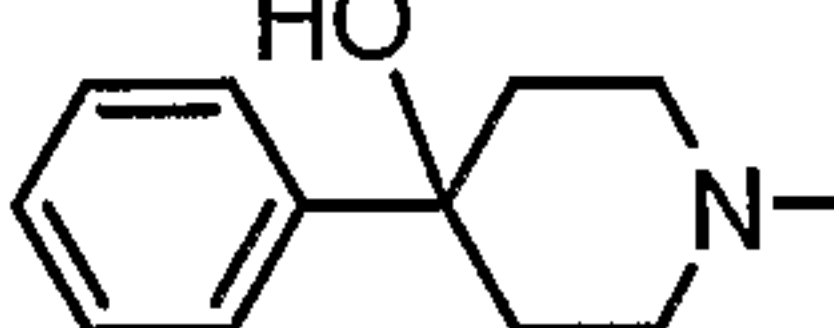
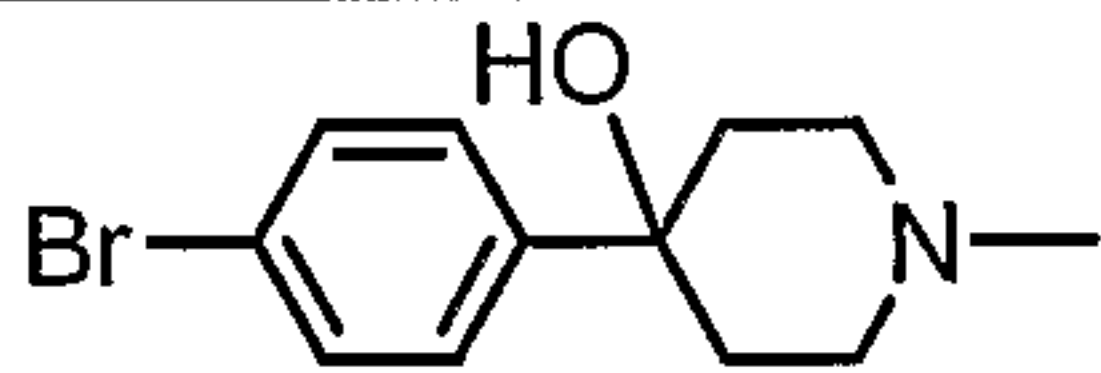
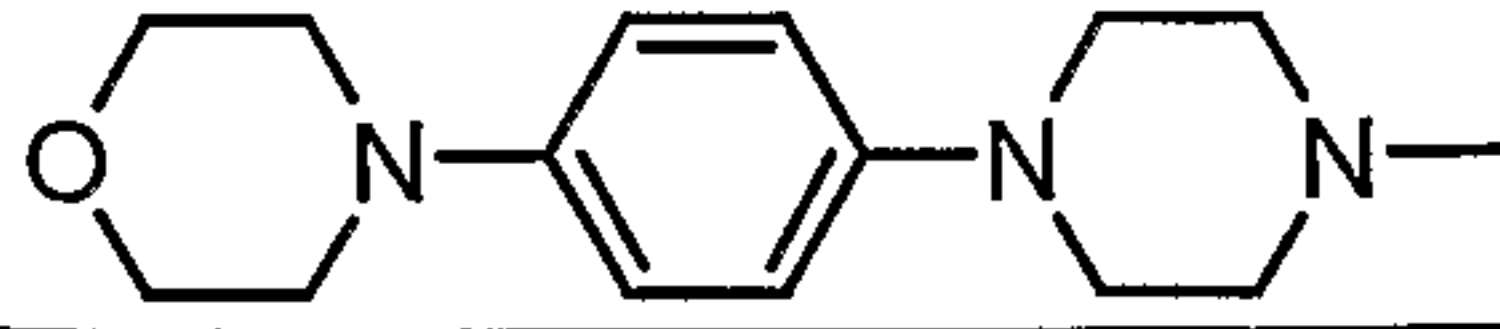
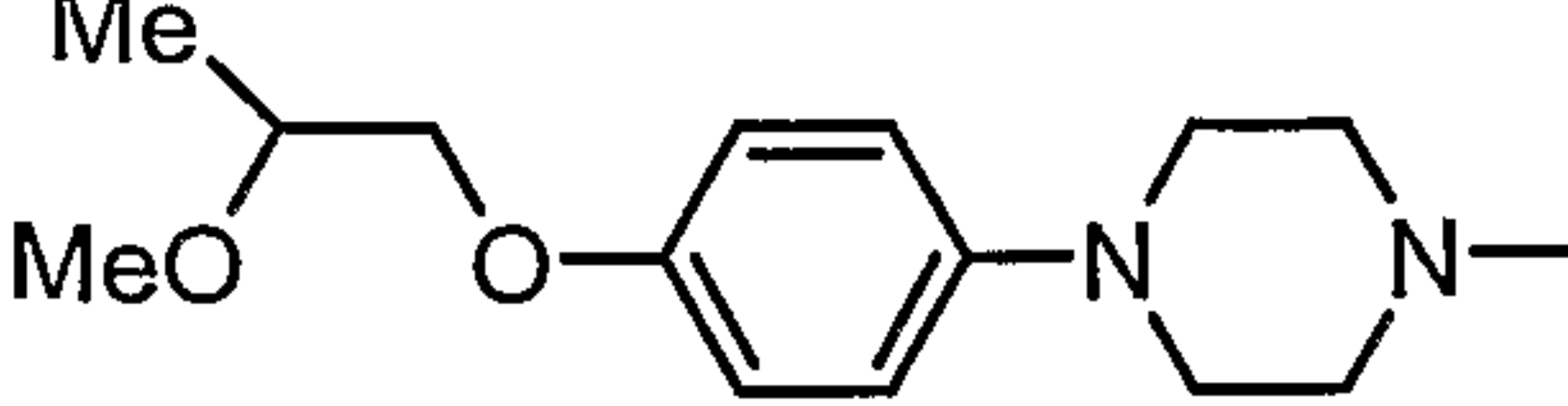
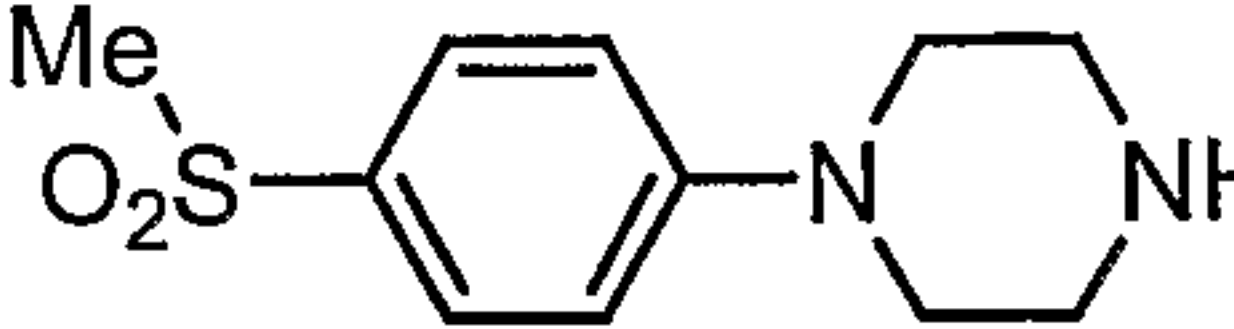
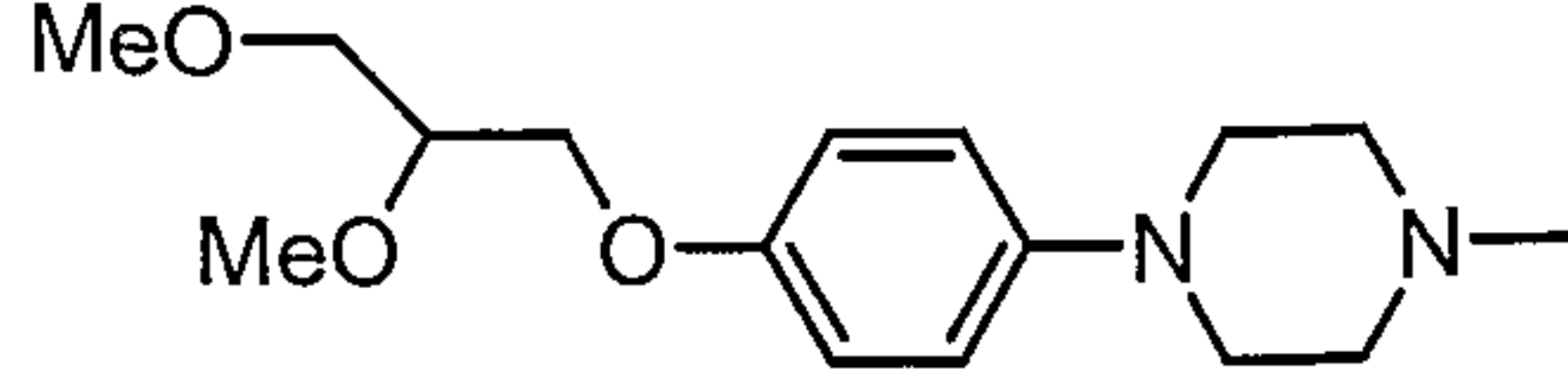
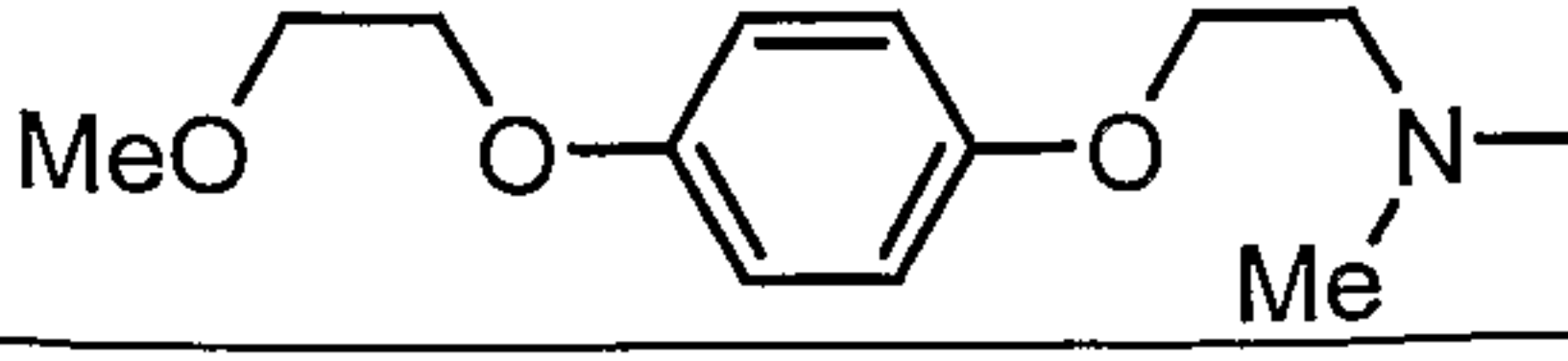

- 24 -

1-89		574
1-90		572
1-91		528
1-92		572
1-93		529
1-94		522
1-95		548
1-96		548
1-97		437
1-98		518
1-99		532
1-100		504
1-101		518

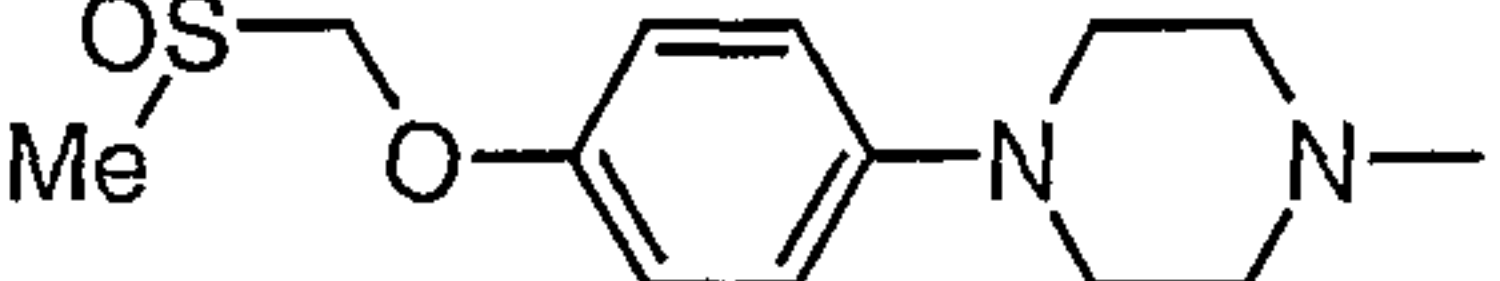
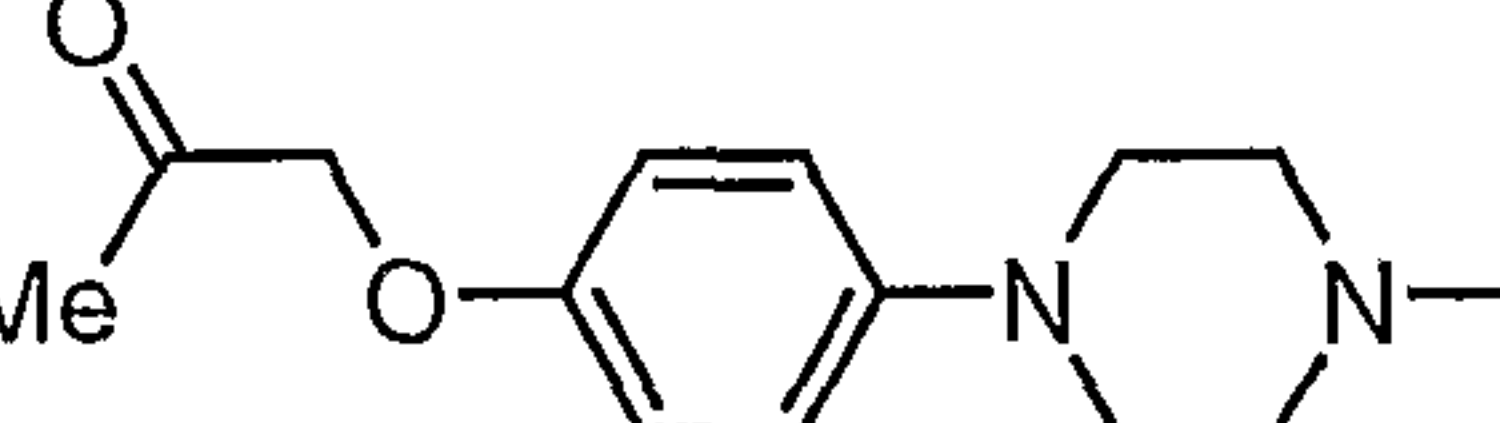
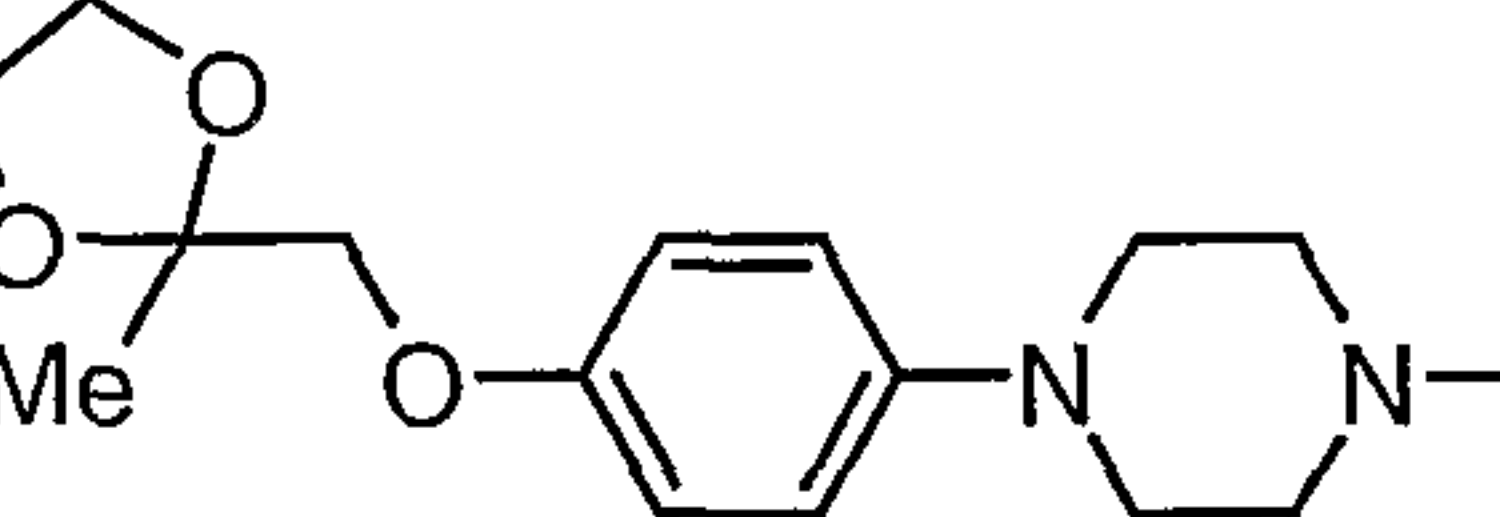
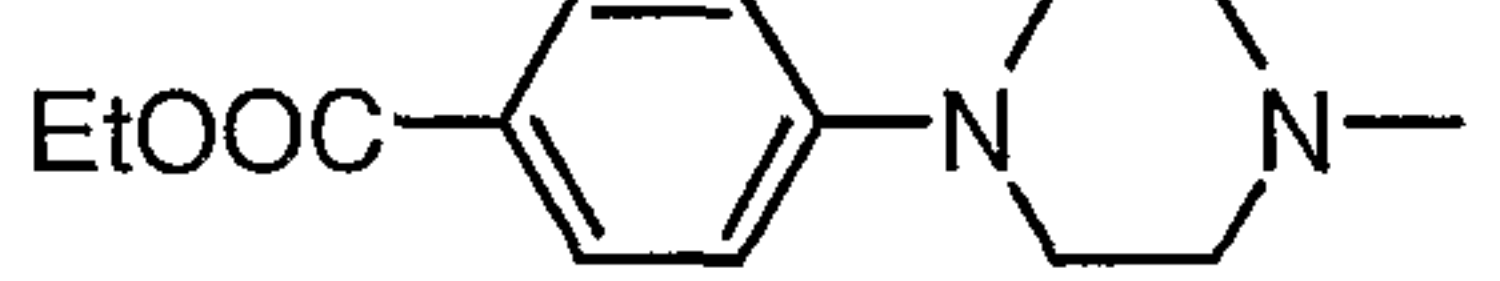
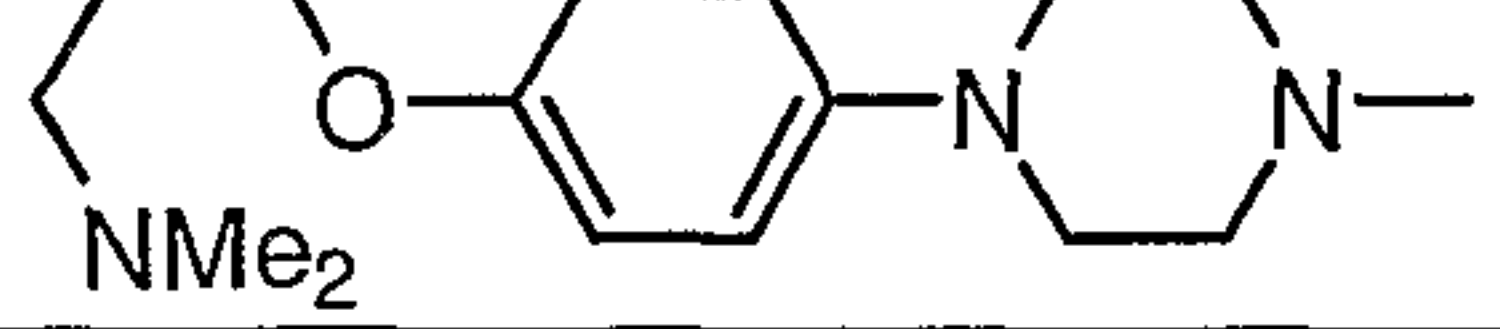
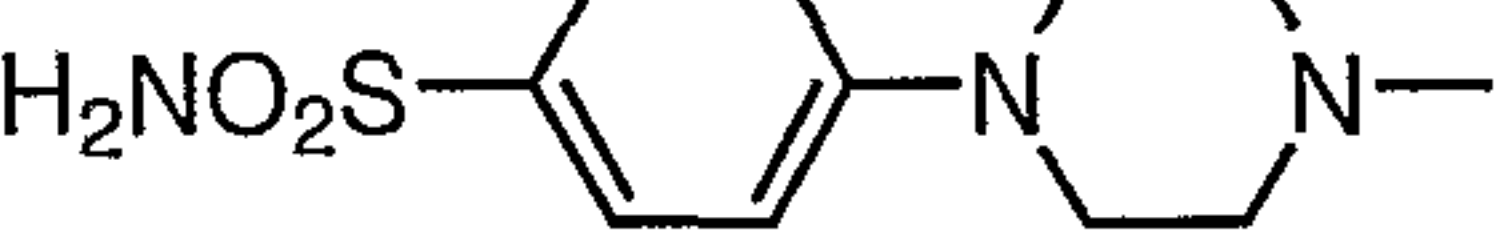
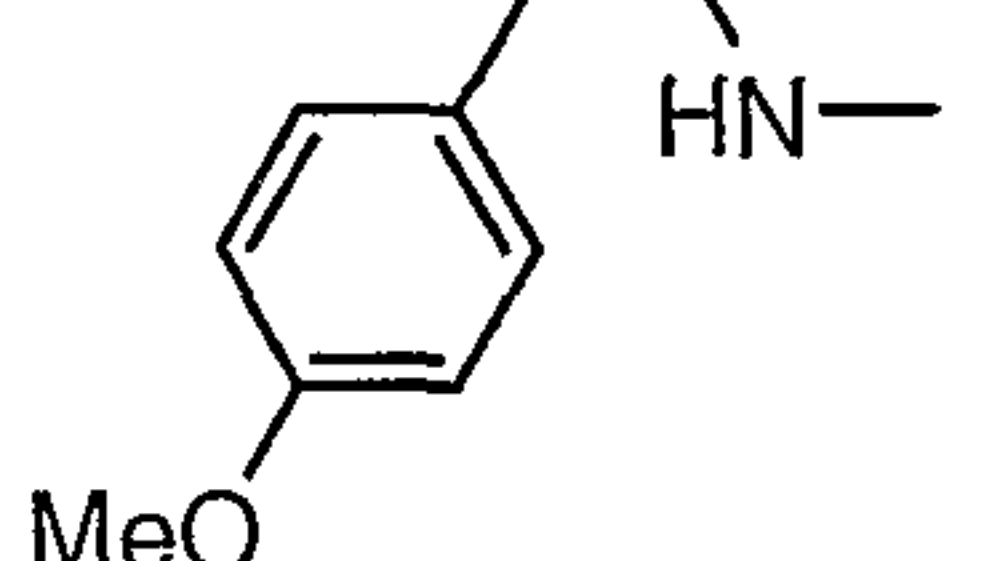
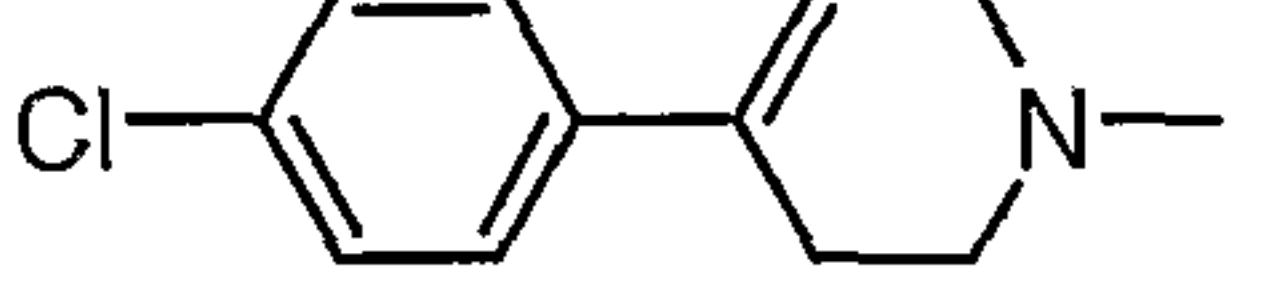
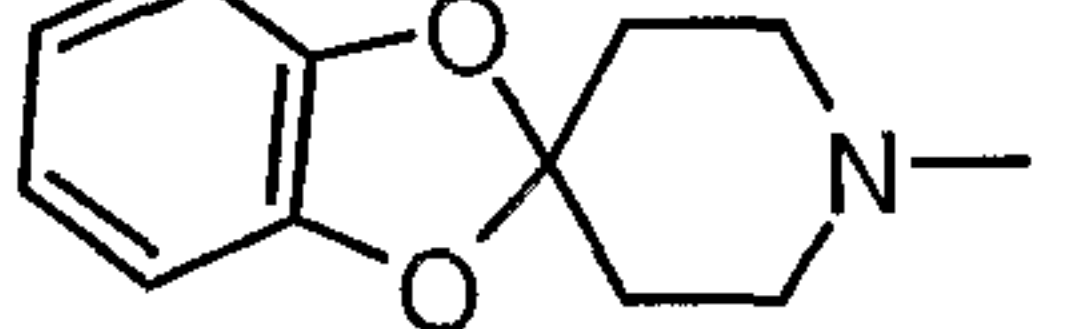
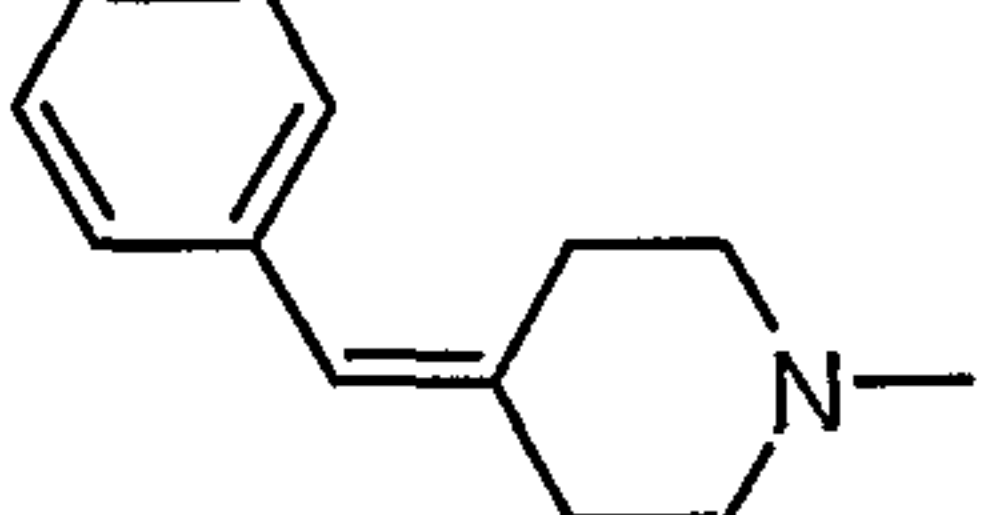
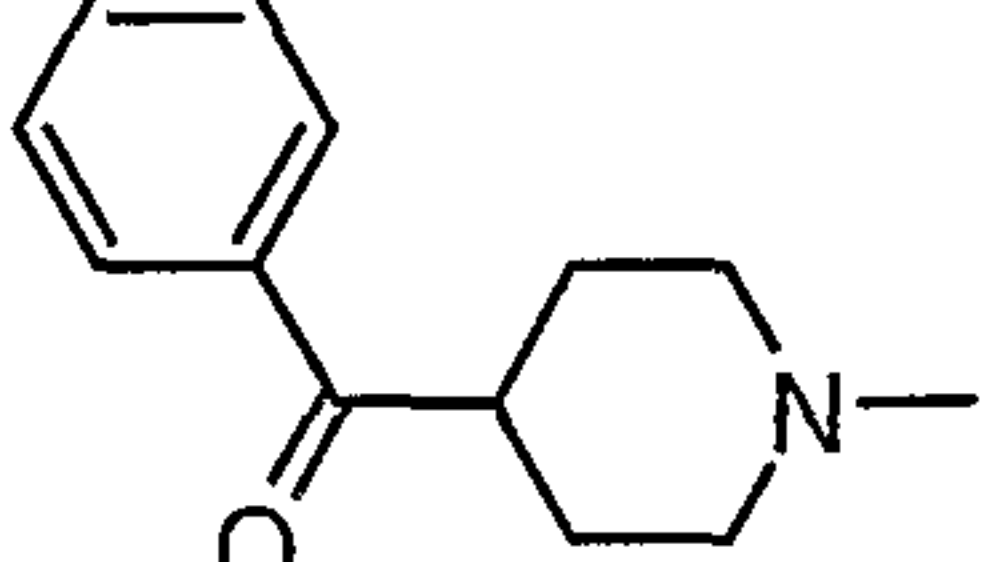
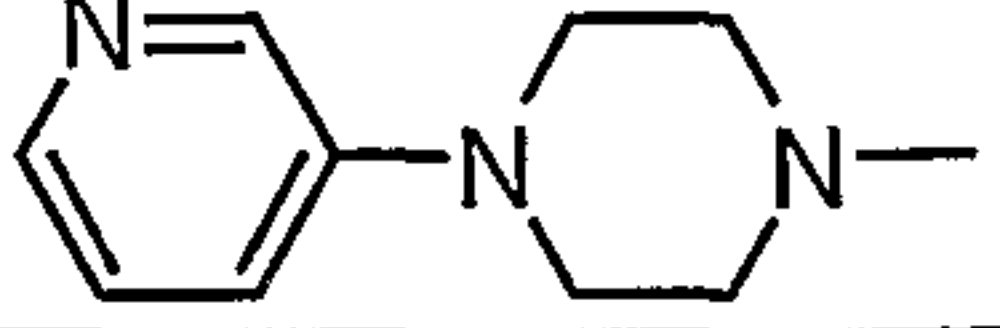
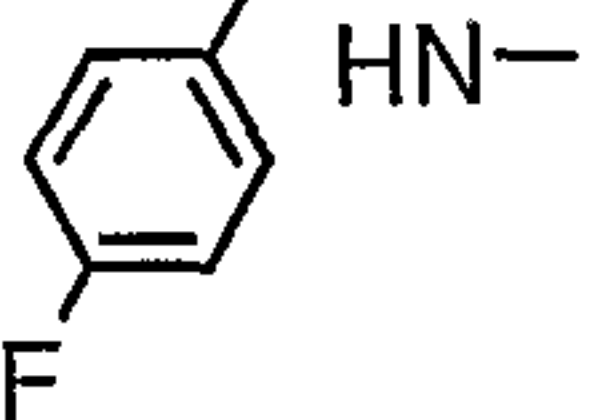
- 25 -

1-102		479, 501
1-103		401
1-104		454
1-105		507, 509
1-106		443
1-107		471
1-108		457
1-109		401
1-110		440
1-111		485
1-112		429
1-113		499
1-114		461
1-115		446
1-116		475
1-117		473

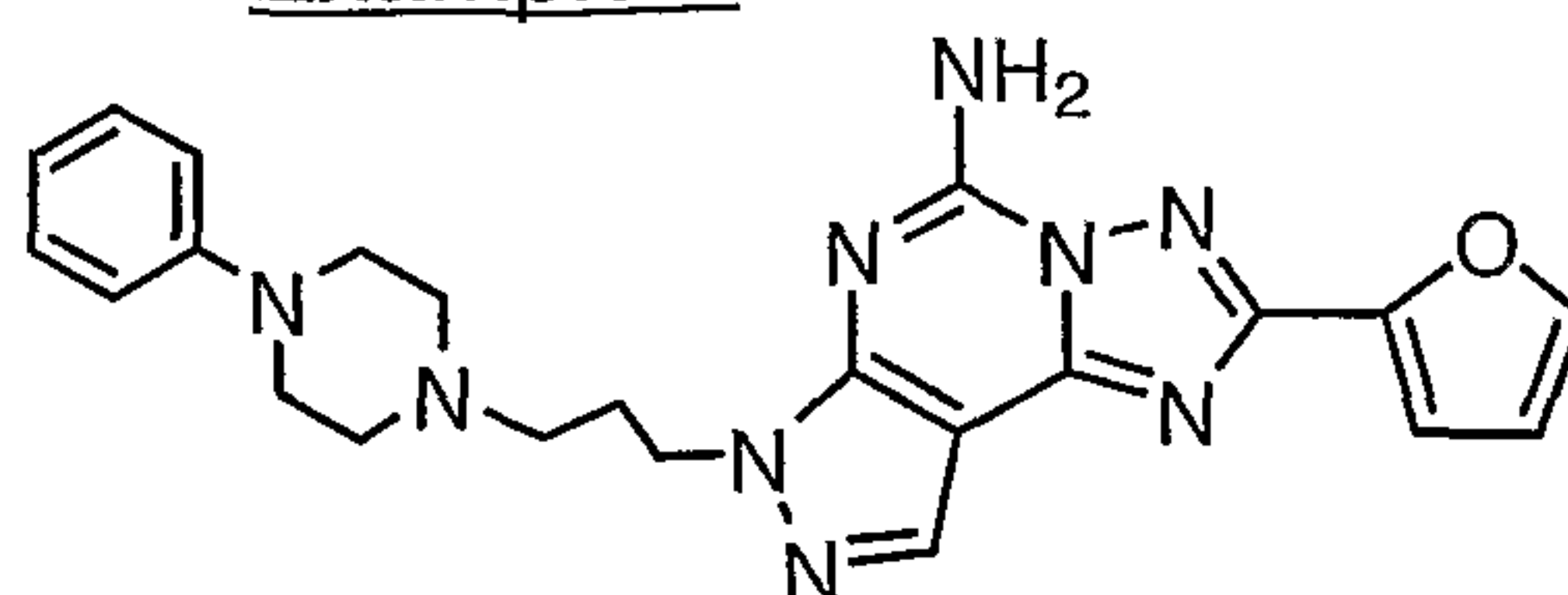
- 26 -

1-118		474
1-119		458
1-120		446
1-121		446
1-122		490
1-123		528, 530, 532
1-124		460
1-125		458
1-126		458
1-127		445
1-128		523, 525
1-129		515
1-130		518
1-131		493
1-132		548
1-133		493
1-134		530

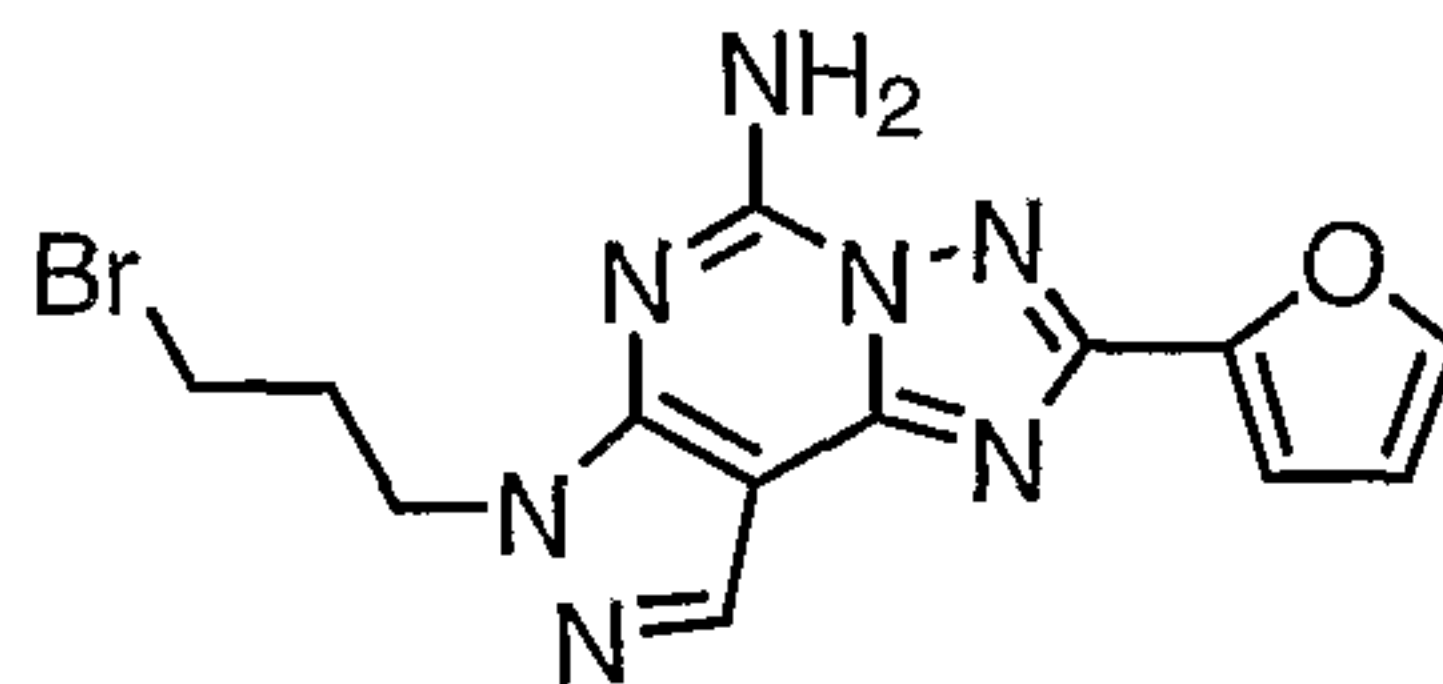
- 27 -

1-135		507
1-136		487
1-137		531
1-138		487
1-139		531
1-140		494
1-141		419
1-142		461, 463
1-143		459
1-144		441
1-145		457
1-146		431
1-147		407

Example 2



- 28 -

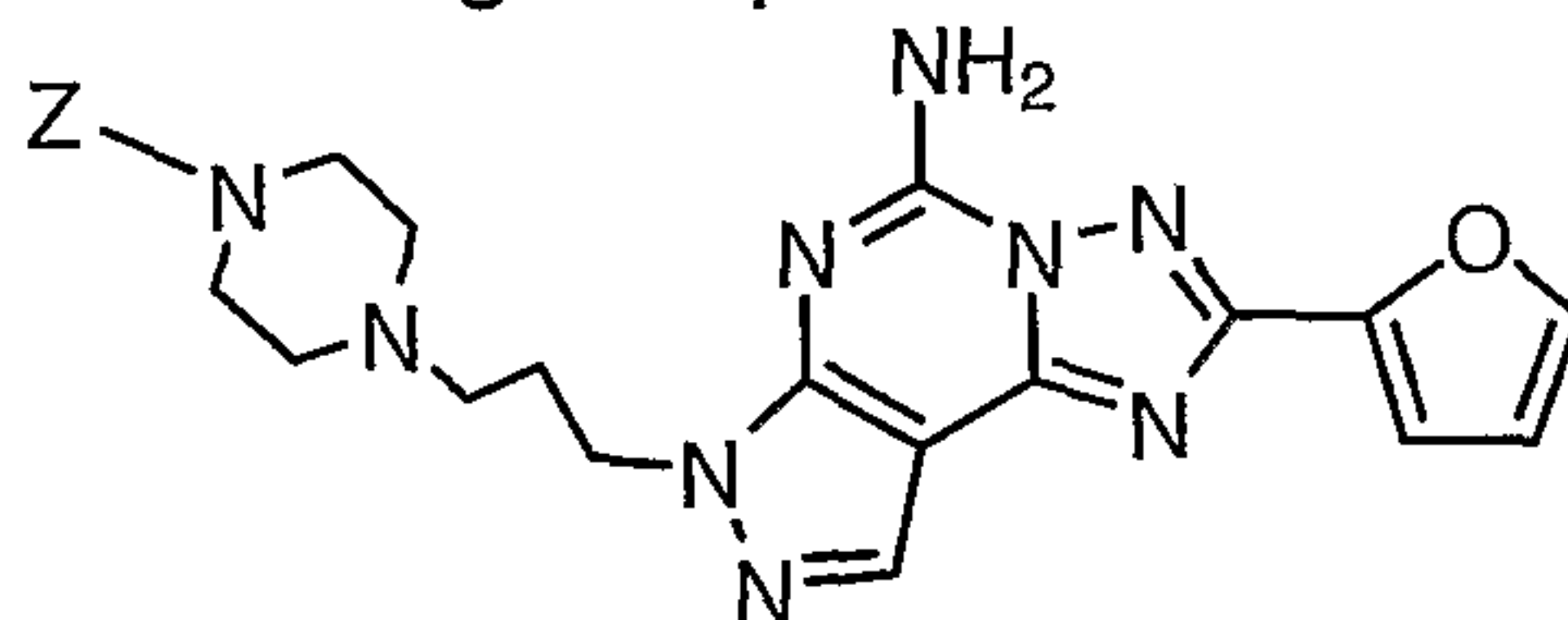
Step 1:

Combine the product of Preparation 1 (0.60g, 2.5mmol), 1,3-dibromopropane (0.60 g, 3.0 mmol), and NaH (60% in oil, 0.119 g, 3.0 mmol) in dry DMF (9 ml). Stir under N₂ for 2 h, concentrate and flash chromatograph to obtain the title compound as a solid (PMR in CDCl₃+CD₃OD: δ 2.43 quint., 3.38+4.51 triplets, 8.09s), as well as 8-substituted isomer.

Step 2:

Combine the product of Step 1 (0.050 g, 0.14 mmol) and 1-phenylpiperazine (0.045 g, 0.28 mmol) in DMF (2 ml) and heat at 80°C for 4h. Concentrate and purify by flash column chromatography (CH₂Cl₂, CH₃OH+NH₃) to obtain the title compound as a cream solid, mass spectrum *m/e* = 443 (M+H).

Similarly prepare the following compounds:



Example	Z	MS, [M+1] <i>m/e</i>
2-2		478, 480
2-3		474

15

Example 3

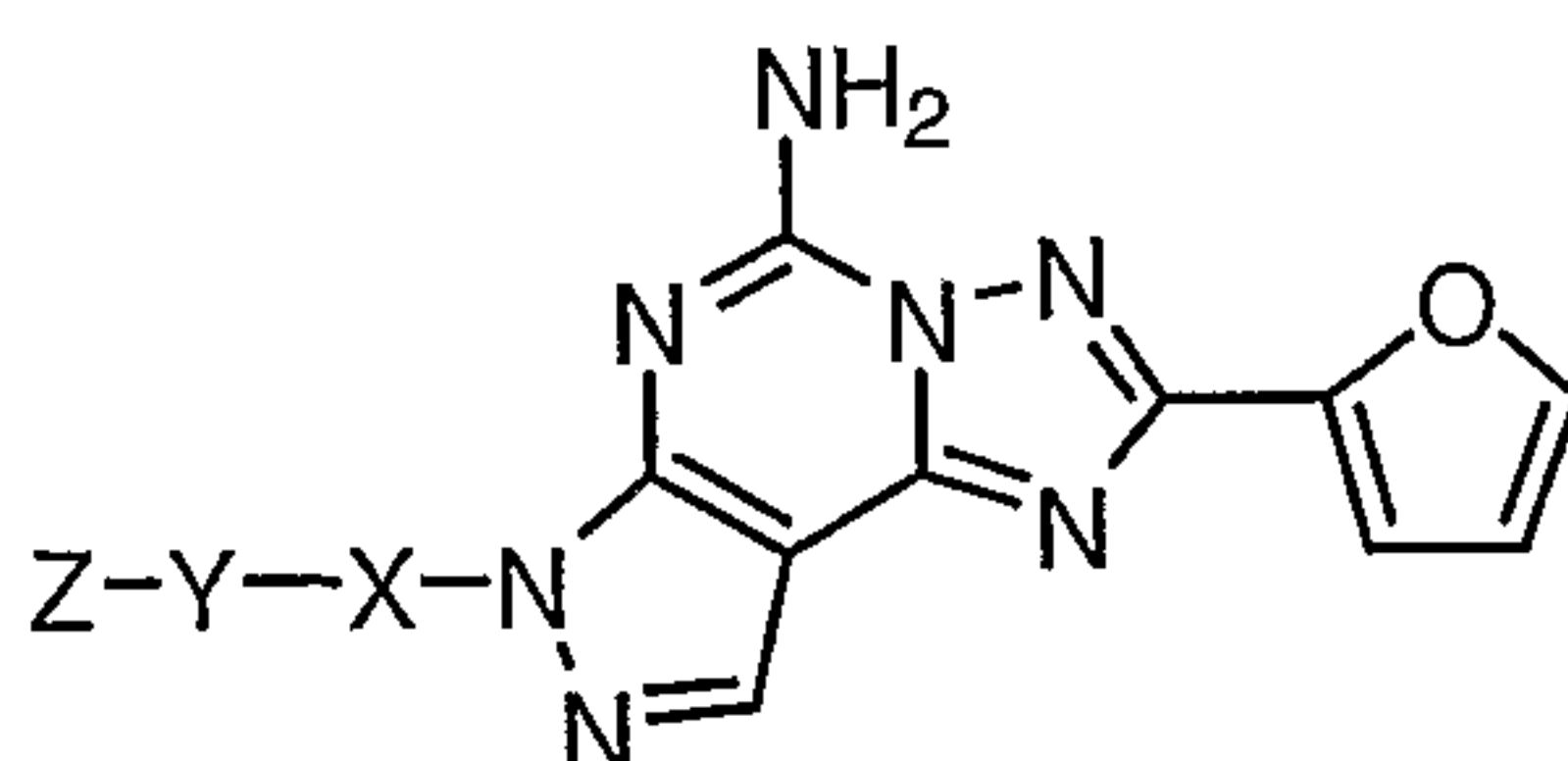
The compound of Example 1-2 was also prepared by the following procedure:

Combine the product of Preparation 1 (0.15 g, 0.62 mmol), 1-phenyl-4-(2-chloroethyl)piperazine (0.17 g, 0.75 mmol), and NaH (60% in oil, 0.035 g, 0.87 mmol) in dry DMF (7 ml). Stir under N₂ for 48 h, add additional chloride (0.03 g) and NaH (0.005 g) and stir another 72 h. Concentrate and purify by flash column chromatography (CH₂Cl₂, CH₃OH+NH₃) to obtain the title compound as a cream solid, mass spectrum *m/e* = 429 (M+H).

The compound of Example 1-3 is similarly prepared, as are the following compounds:

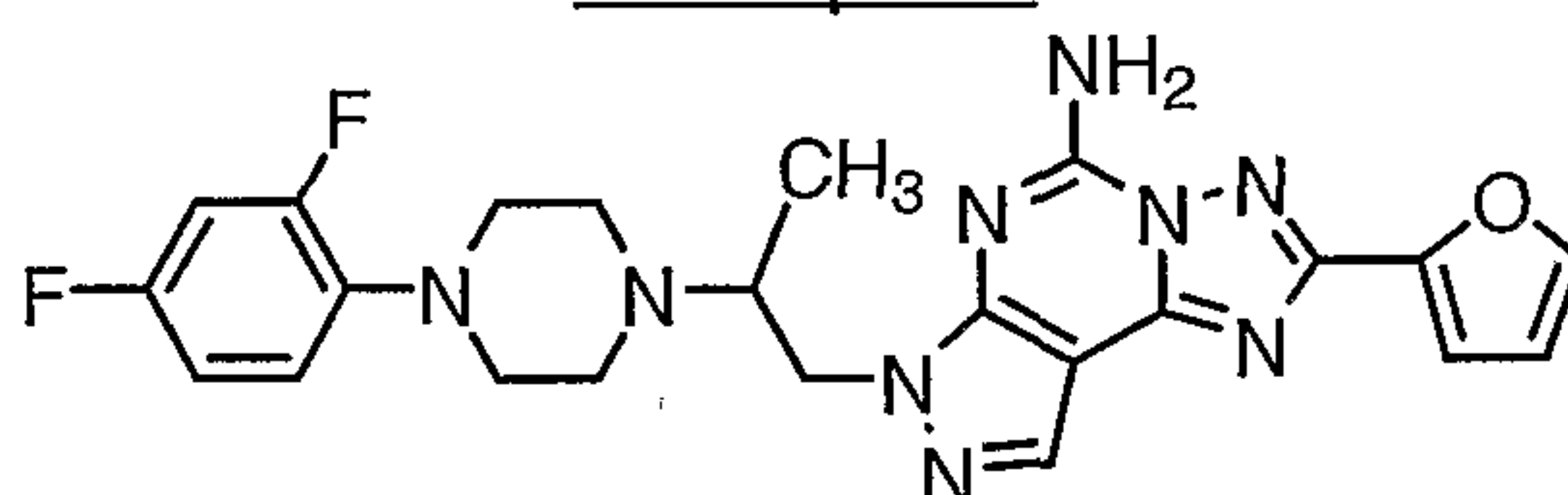
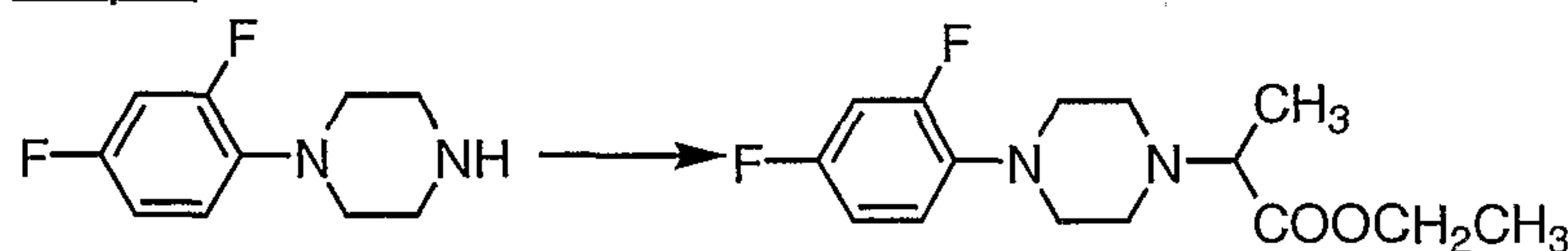
25

- 29 -



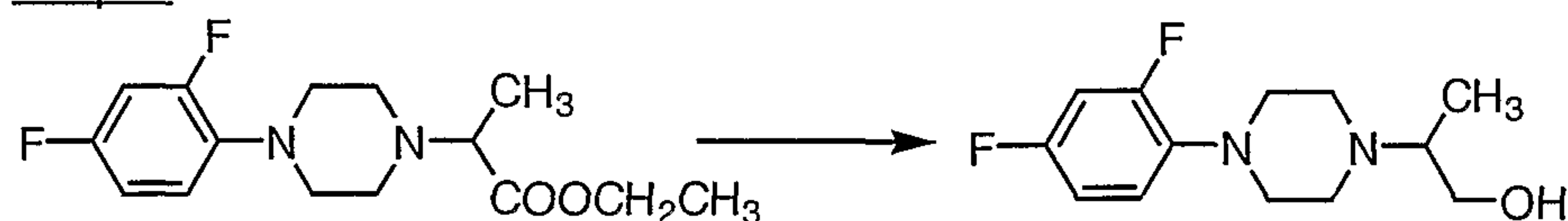
Example	Z-Y-X-	MS, m/e
3-1		454
3-2		444
3-3		429

Example 4

5 Step 1:

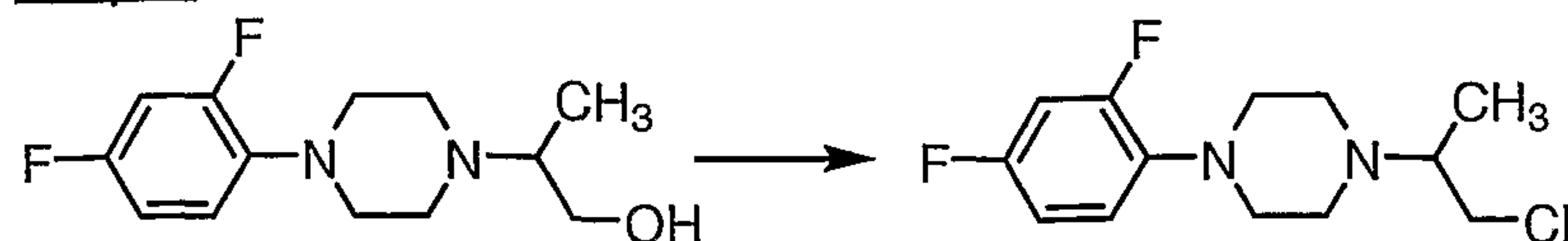
Combine 1-(2,4-difluorophenyl)piperazine (1.5 g, 7.6 mmol), ethyl 2-bromopropionate (1.65 g, 9.1 mmol) and DIPEA (1.1 g, 8.3 mmol) in DMF (8 ml). Stir 4 h, concentrate, and partition between Et₂O and water. Wash with brine, dry (MgSO₄), and concentrate to obtain the ester as a yellow oil, NMR (CDCl₃) consistent.

10

Step 2:

To the product of Step 1 (2.15 g, 7.2 mmol) in THF (10 ml), add LiAlH₄ (1.0 M in THF, 4.4 ml, 4.4 mmol) dropwise. Heat at 60°C 1 h, add water (0.16 ml), 15% NaOH (0.16 ml), and then water (0.49 ml). Filter and concentrate to obtain the alcohol as a yellow oil, NMR (CDCl₃) consistent.

15

Step 3:

To the product of Step 2 (0.90 g, 3.5 mmol) in CH₂Cl₂ (10 ml) at 5°C, add SOCl₂ (0.38 ml, 5.3 mmol). Allow to warm and stir 16 h. Concentrate and partition

20

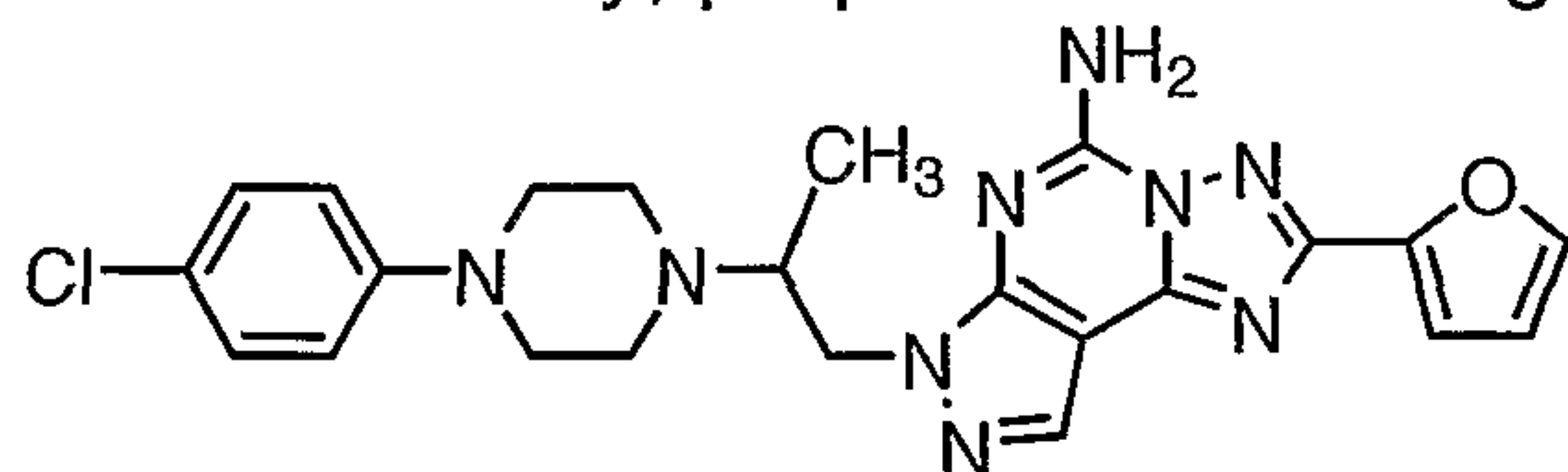
- 30 -

between CH_2Cl_2 and 1N NaOH, wash with water, dry (MgSO_4) and concentrate to obtain the crude product as a yellow oil.

Step 4: Combine the product of Preparation 1 (0.20 g, 0.83 mmol), the product of Step 3 (0.34 g, 1.2 mmol) and NaH (60% in oil, 0.040 g, 1.0 mmol) in dry DMF (5 ml).

5 Heat at 60°C for 24 h, add additional chloride (0.15 g) and NaH (0.02 g), and heat another 4 h. Concentrate and purify by flash column chromatography (CH_2Cl_2 , $\text{CH}_3\text{OH}+\text{NH}_3$) to obtain the title compound as a yellow solid, mass spectrum $m/e = 479$ (M+H).

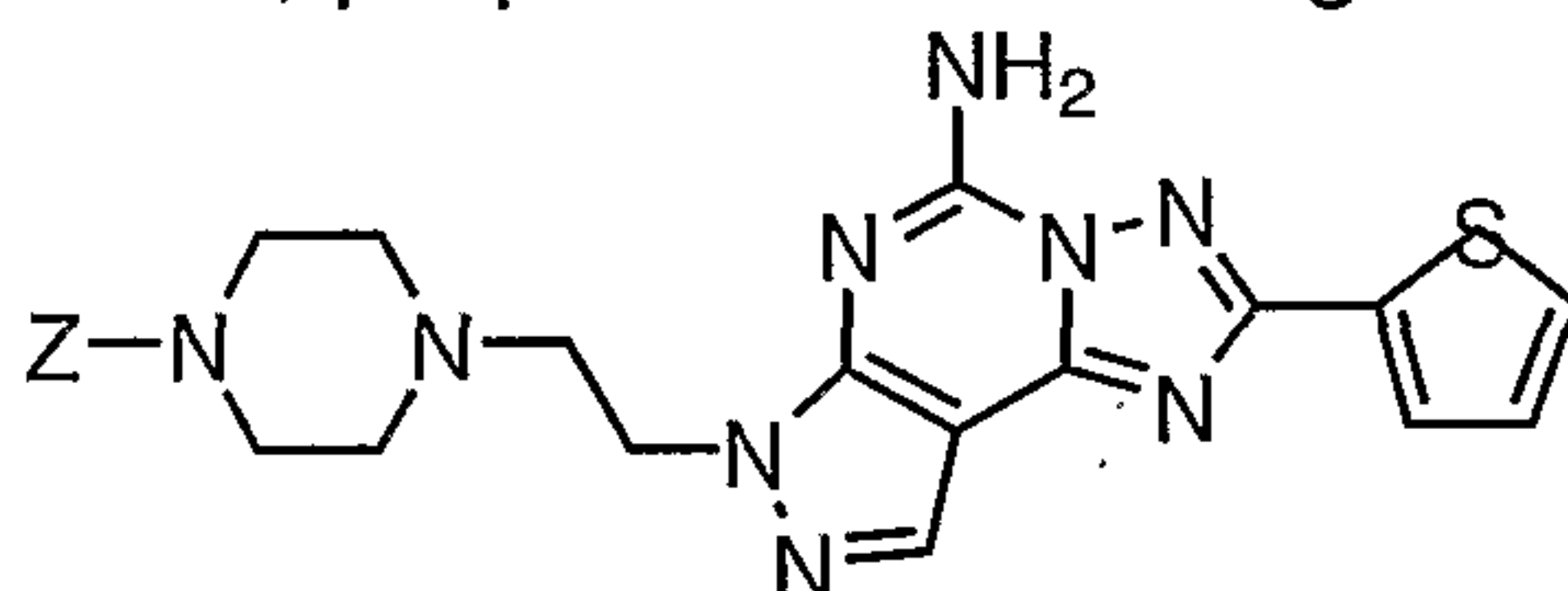
Similarly, prepare the following:



Ex. 4-2: MS, $m/e = 478, 480$

Example 5

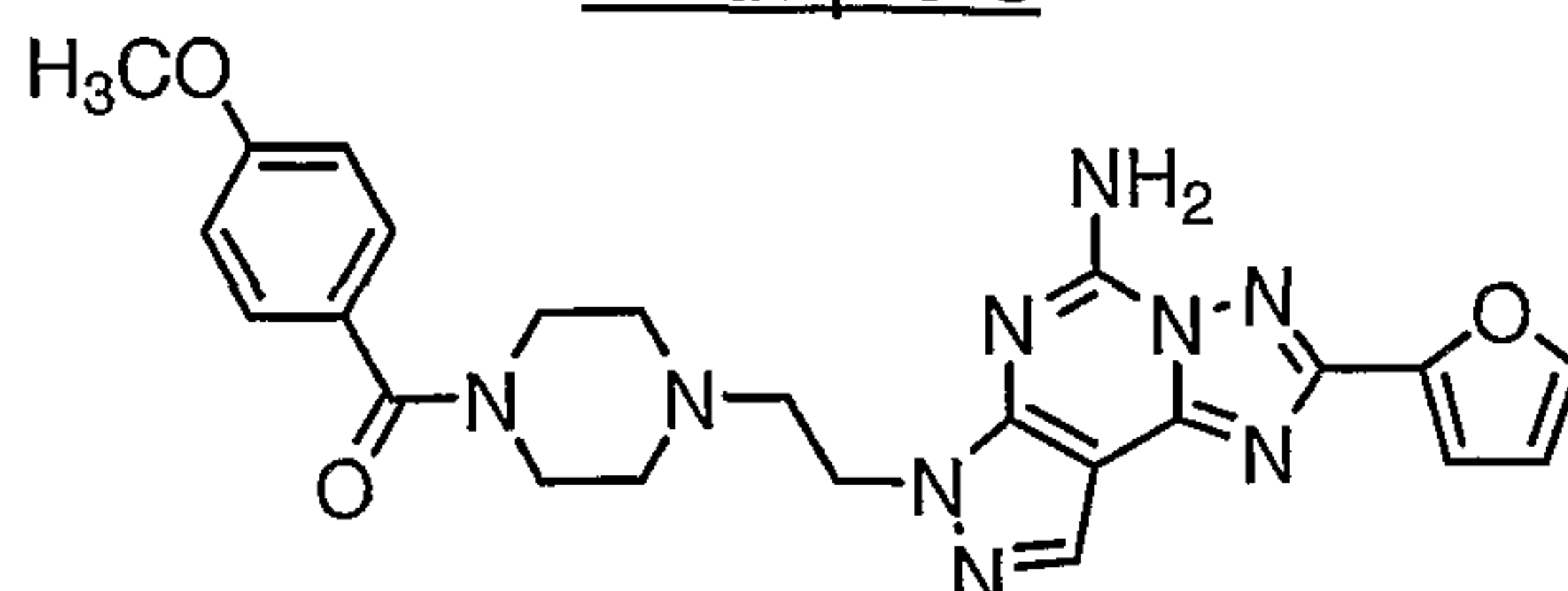
Using the procedure of Example 1, substituting the tosylate of Preparation 4 for the tosylate of Preparation 2, prepare the following compounds:



Ex.	Z	MS, [M+1] m/e
5-1		482
5-2		520
5-3		538

15

Example 6



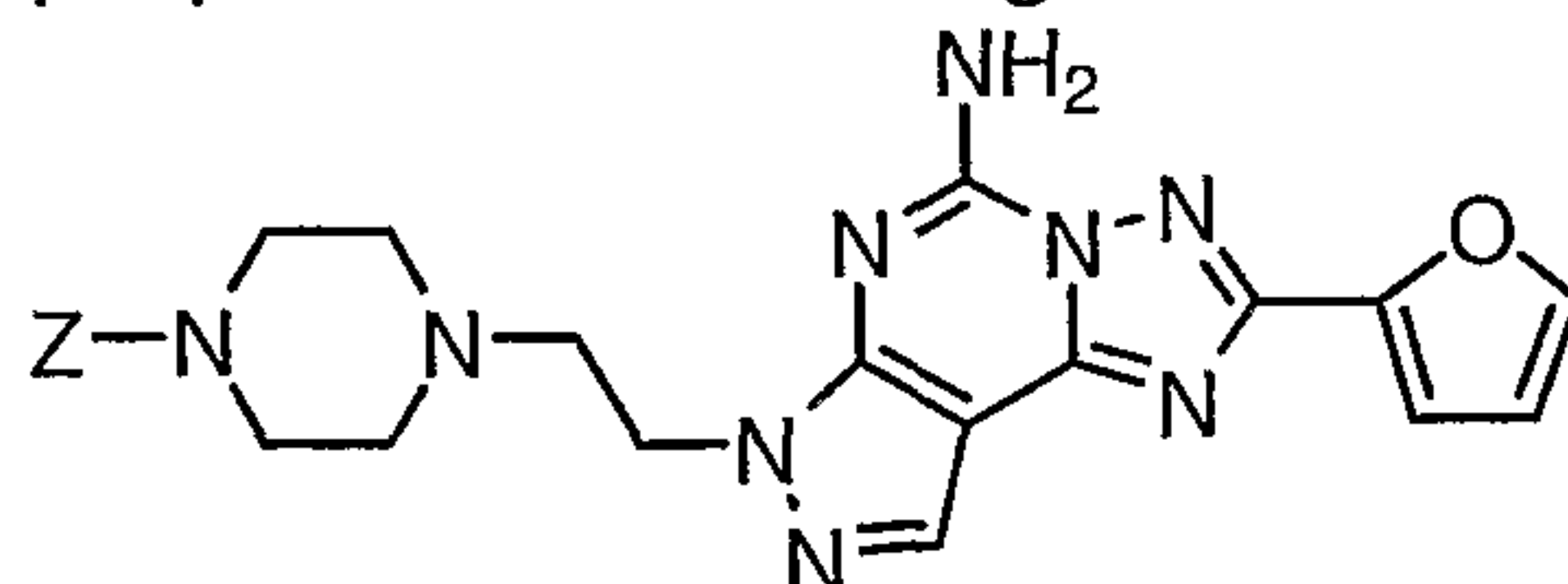
Step 1: To a solution of the product of Example 3-1 (4.17g, 9.2 mmol) in CH_2Cl_2 (500 ml), add anhydrous HCl (120 ml of 4.0 M dioxane solution) and stir 2 h. Concentrate to dryness under vacuum and take up the residue in water. Make alkaline with

20

aqueous NaOH and collect the precipitated de-protected product. Mass spectrum: $MH^+ = 354$.

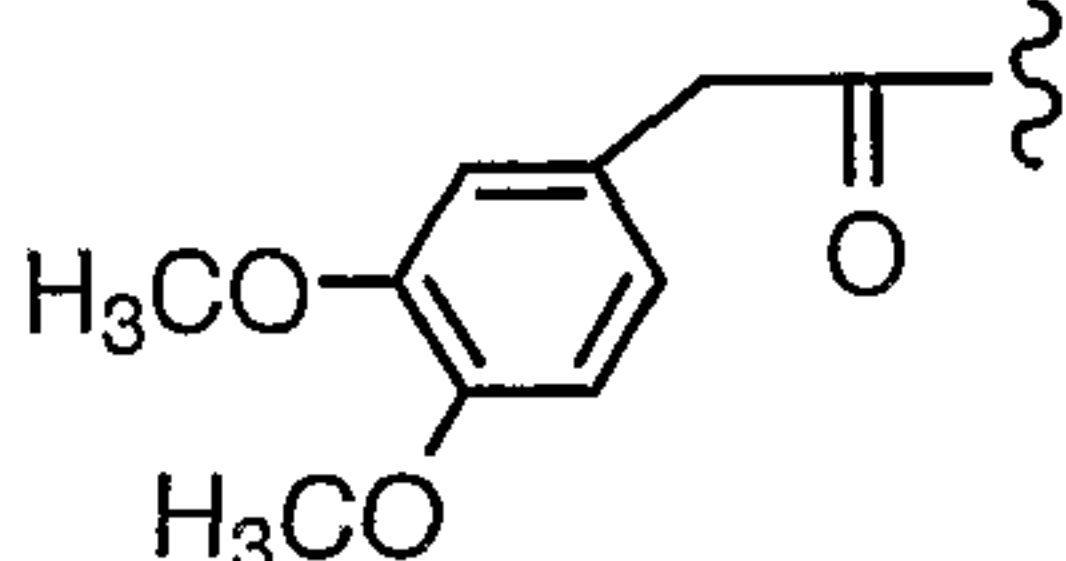
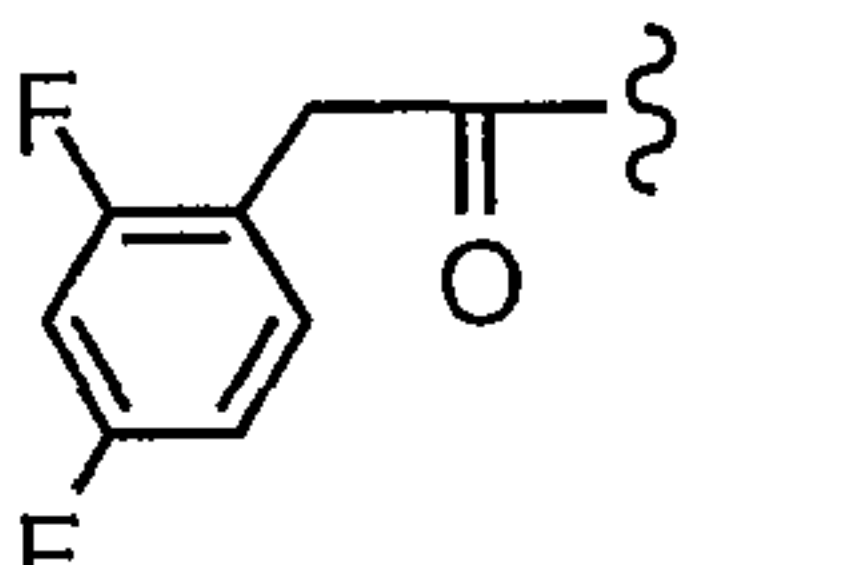
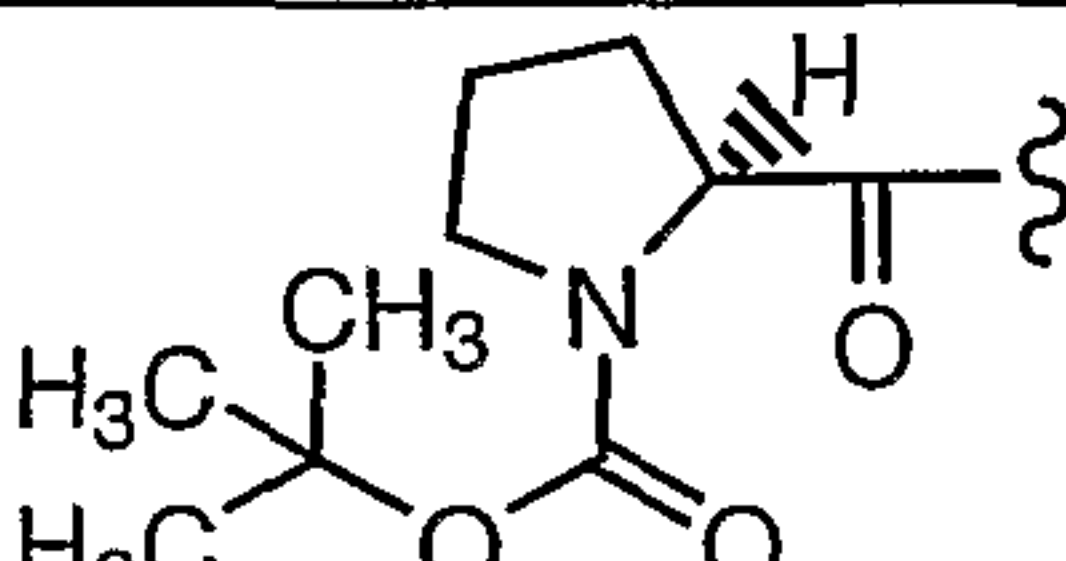
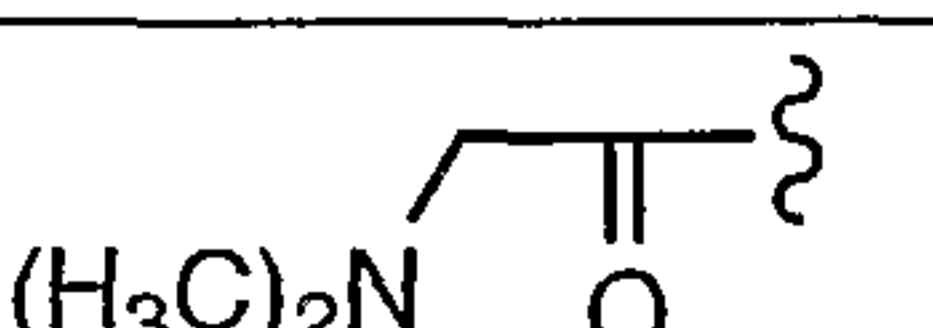
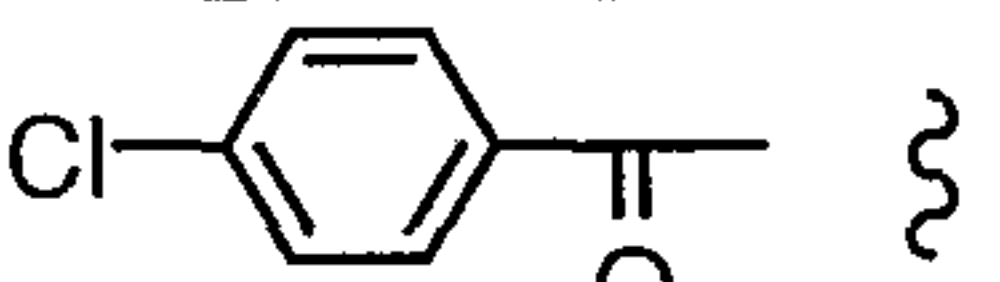
Step 2: Stir a mixture of the product of Step 1 (71 mg, 0.2 mmol) and 4-methoxybenzoyl chloride (51 mg, 0.3 mmol) in dry DMF (10 ml) containing N,N-diisopropylethylamine (52 mg, 0.4 mmol) for 6 h at RT. Pour the solution into water and collect the precipitated title compound. Mass spectrum : $MH^+ = 488$.

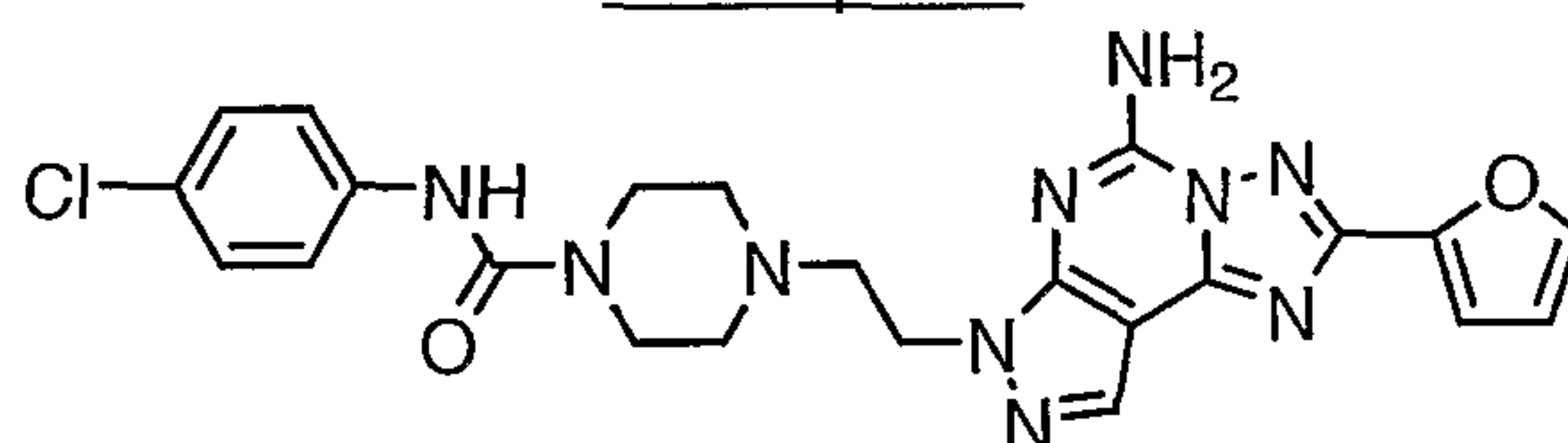
In a similar fashion, prepare the following:



Example	Z-	MS, $[M+1]$ m/e
6-2		502
6-3		396
6-4		594
6-5		464
6-6		438
6-7		464
6-8		459
6-9		472
6-10		452
6-11		539

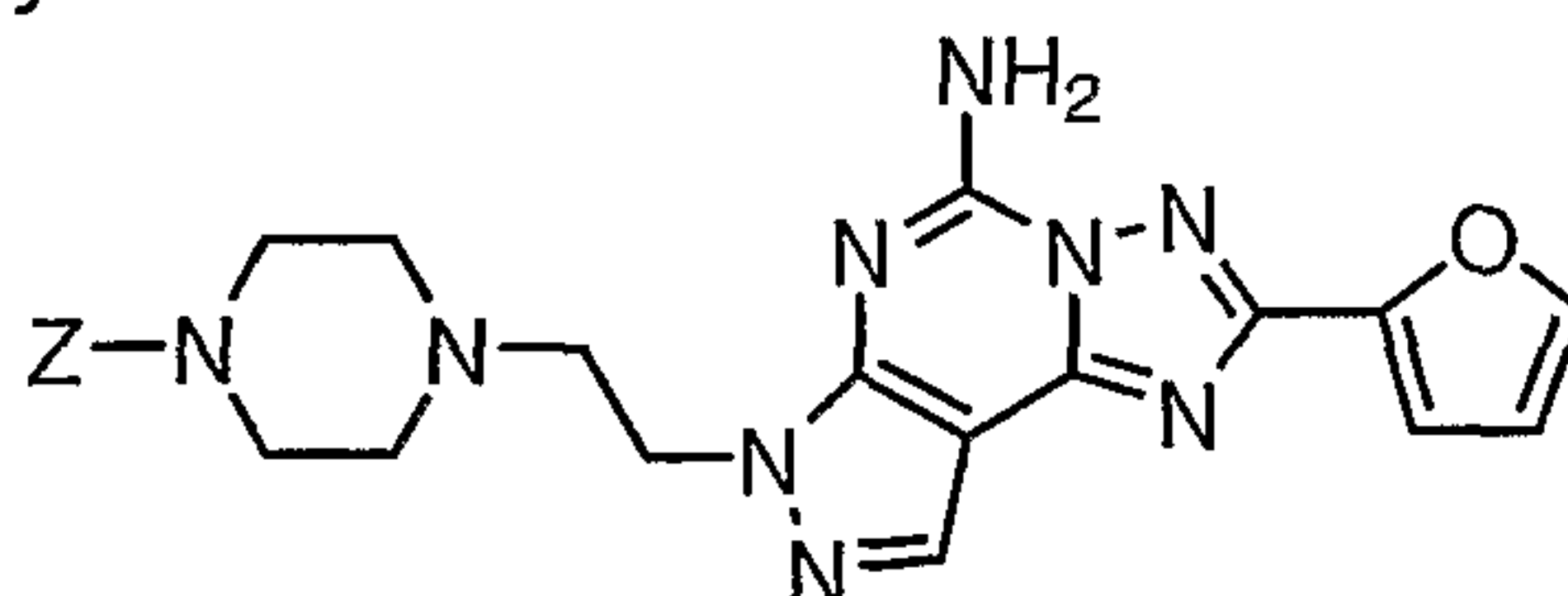
- 32 -

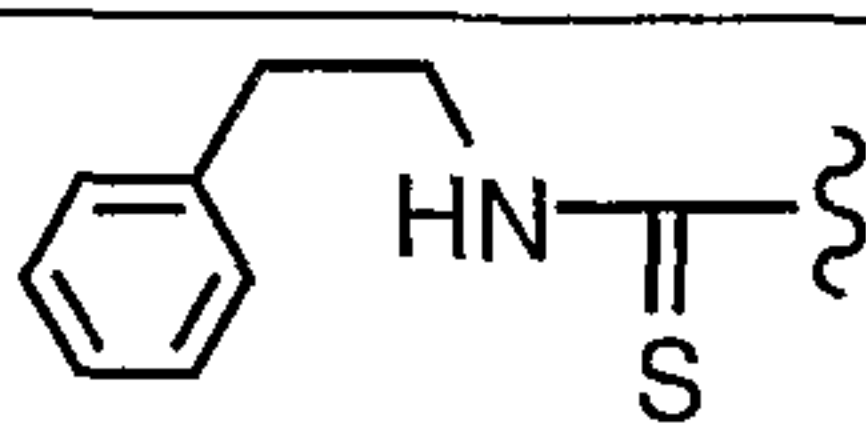
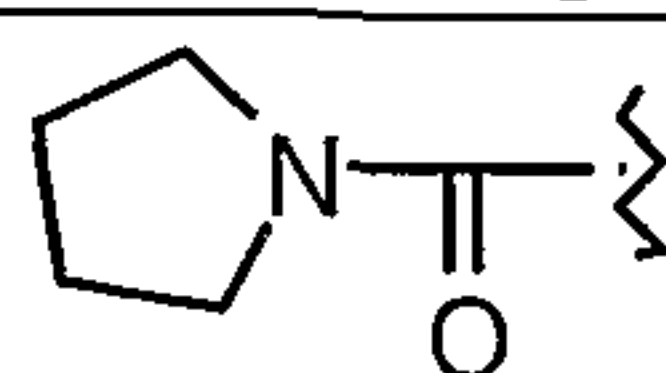
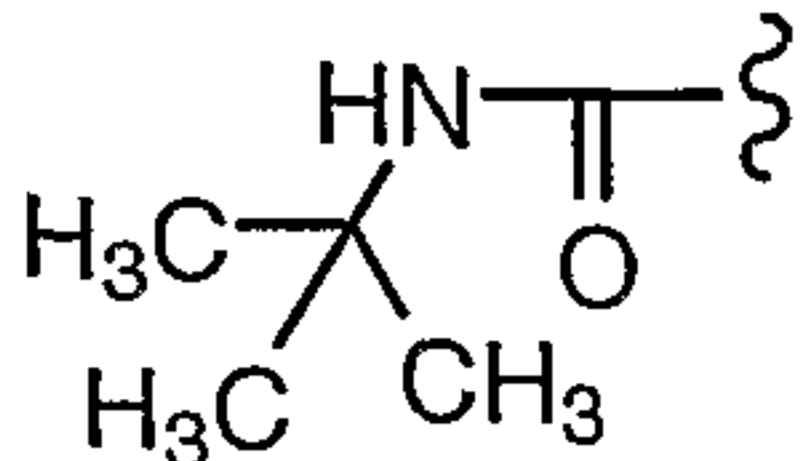
6-12		532
6-13		508
6-14		551
6-15		439
6-16		492

Example 7

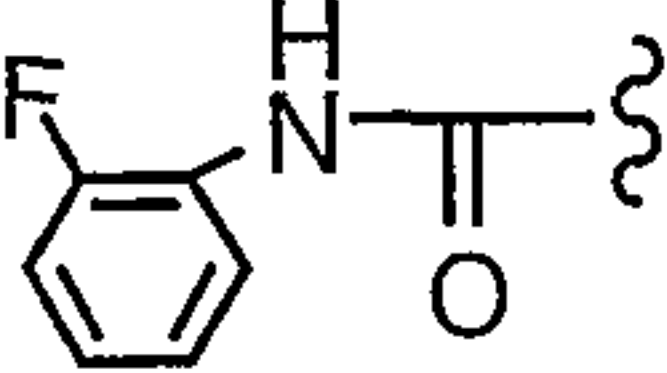
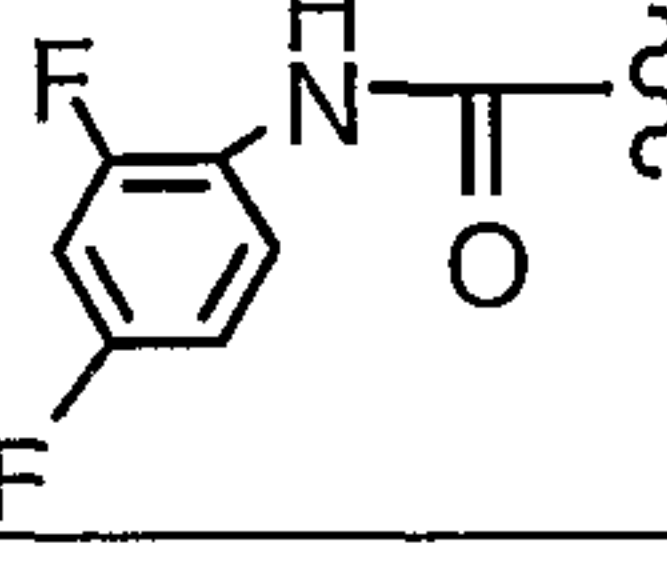
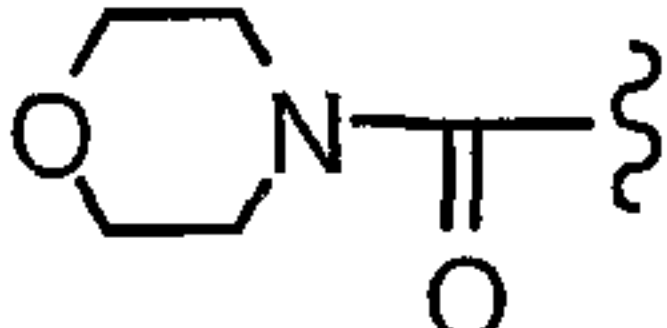
To a solution of the product of Example 6, Step 1 (53 mg, 0.15 mmol) in NMP
 5 (10 ml) add 4-chlorophenylisocyanate (25.3 mg, 0.165 mmol) at RT. Stir overnight,
 add an additional 25.3 mg of the isocyanate, and stir 1 h to complete conversion of all
 starting material. Pour into water and collect the precipitated title compound. Mass
 spectrum: $MH^+ = 507$.

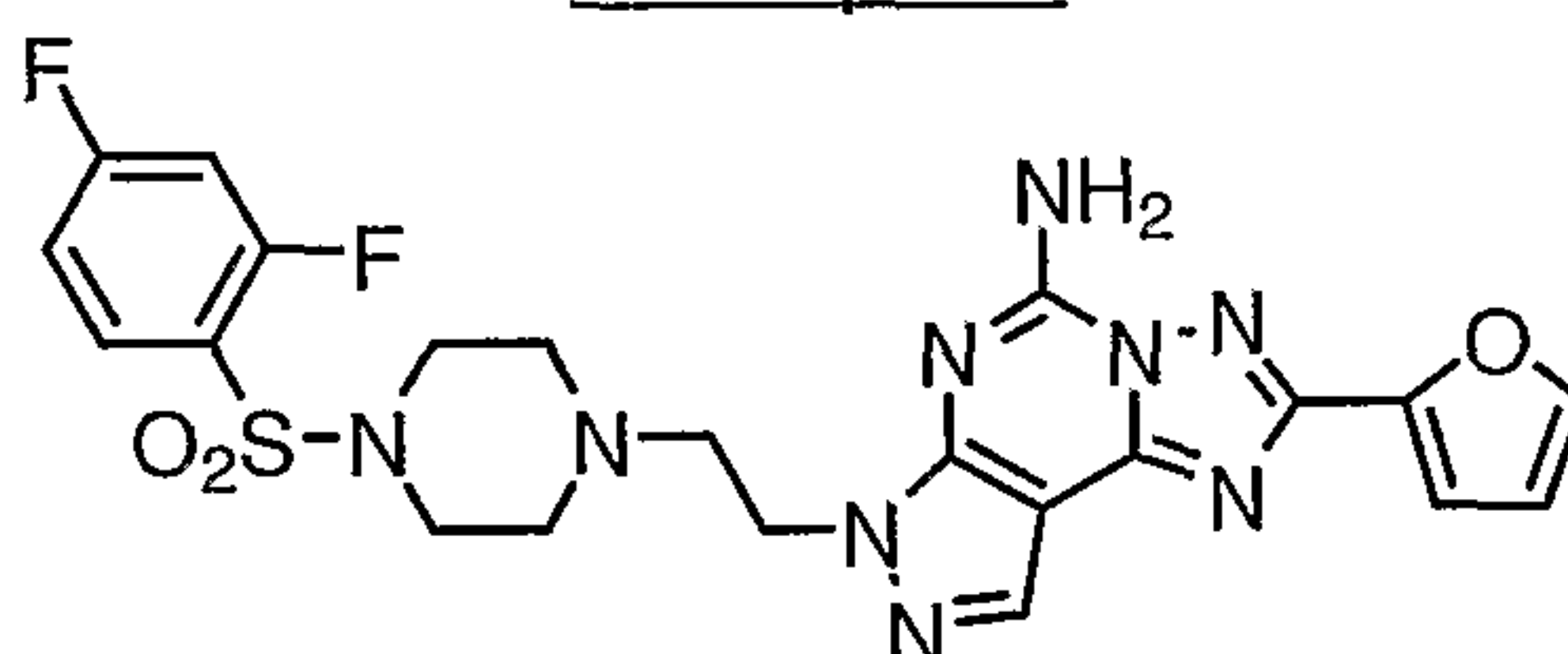
In a similar fashion, prepare the following from the appropriate isocyanate,
 10 isothiocyanate or carbamoyl chloride:



Example	Z-	MS, $[M+1]$ m/e
7-2		517
7-3		451
7-4		453

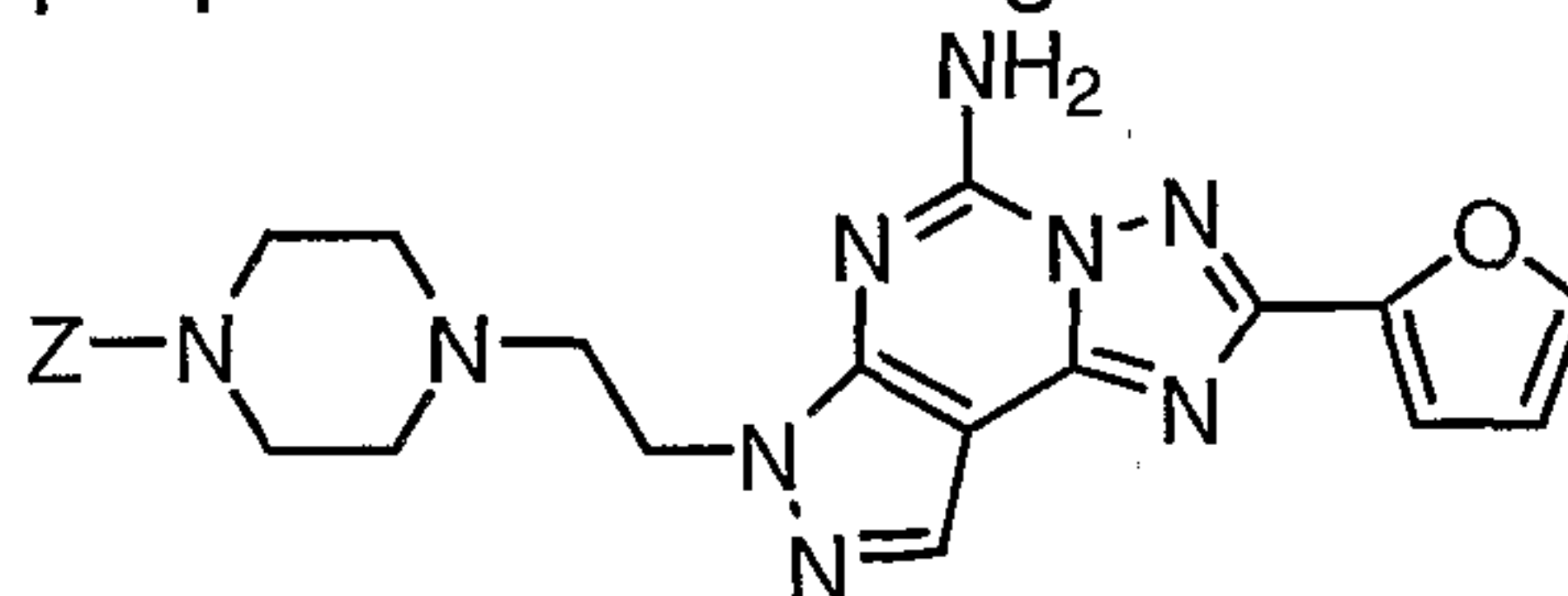
- 33 -

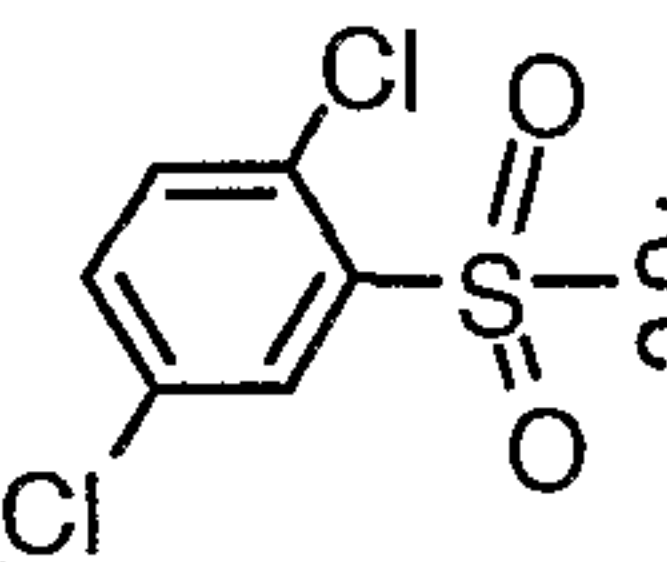
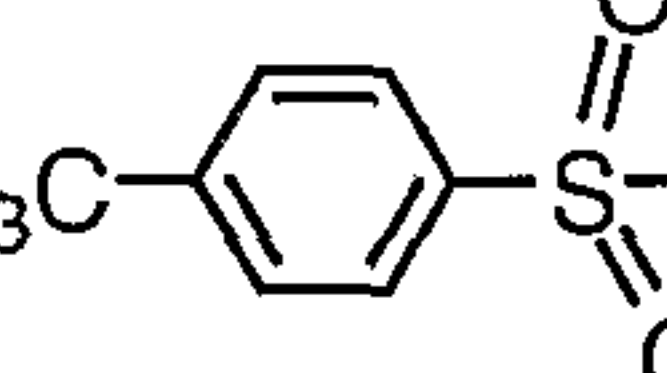
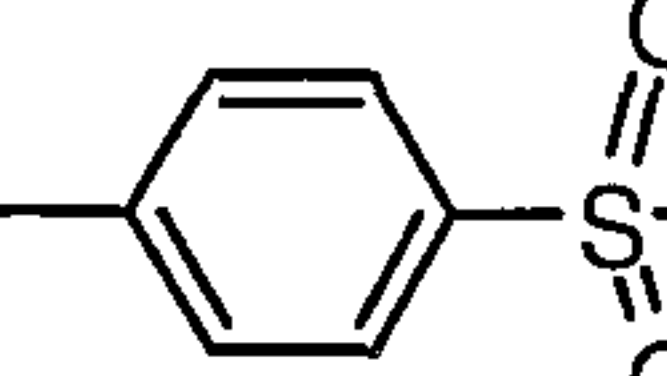
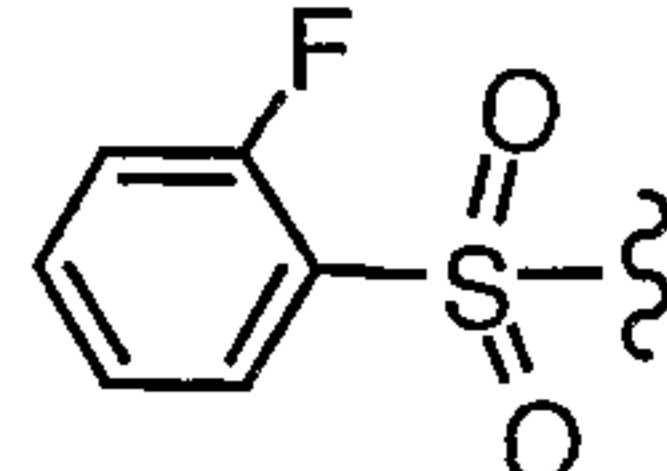
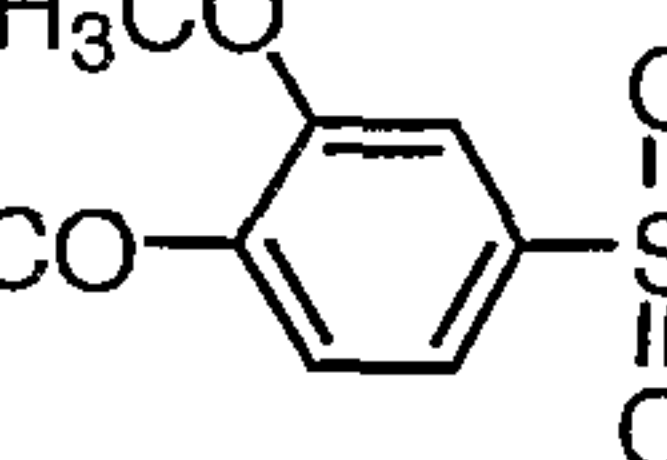
7-5		491
7-6		509
7-7		467

Example 8

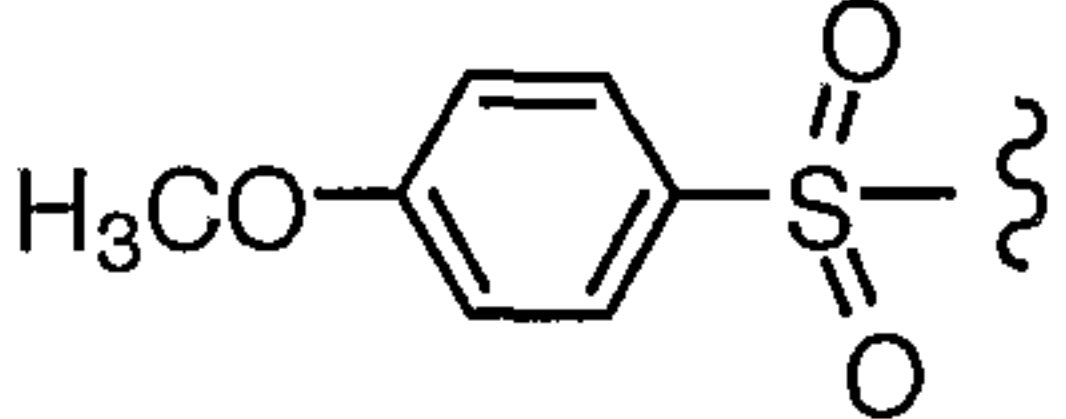
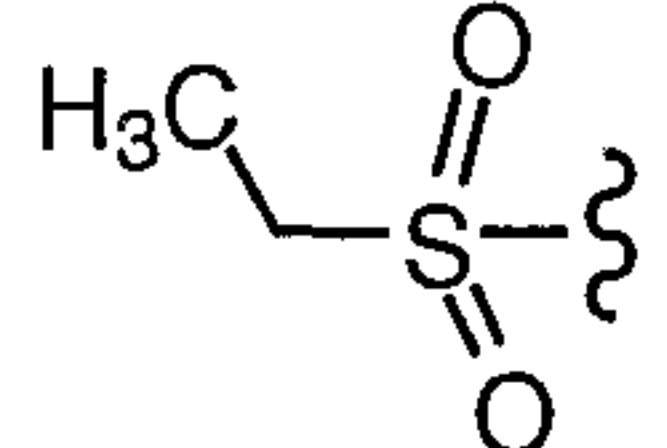
5 Slurry the product of Example 6, Step 1 (53 mg, 0.15 mmol) in dry DMF (20 ml) containing triethylamine (77 mg, 0.76 mmol); add 2,4-difluorobenzenesulfonyl chloride (37 μ l, 0.225 mmol). Stir at RT 2 days. Pour into water and collect the precipitated title compound. Mass spectrum: $M^+ = 529$.

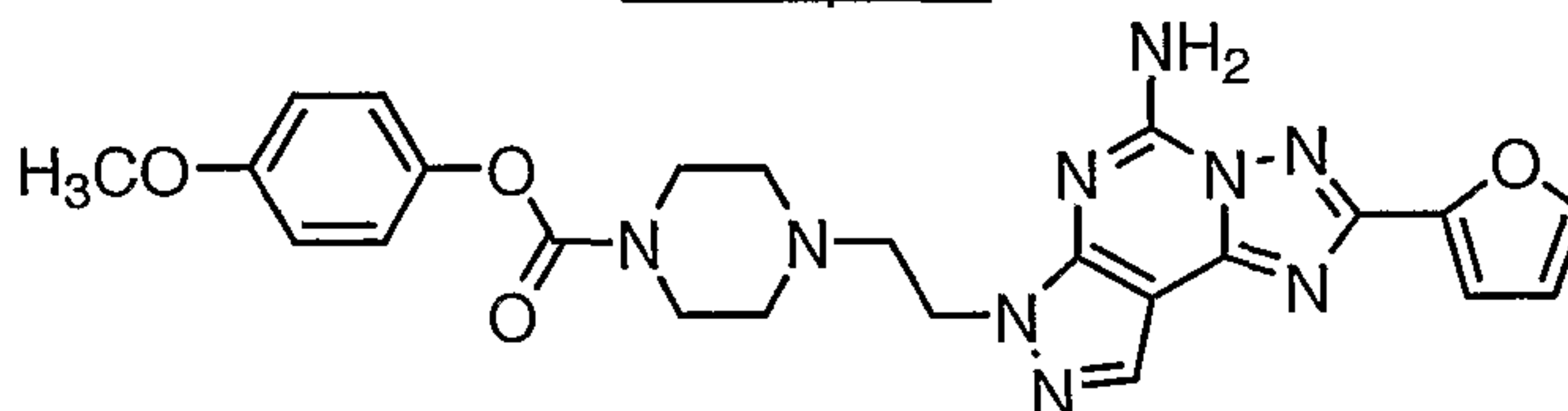
In a similar fashion, prepare the following:



Example	Z-	MS, $[M+1]$ m/e
8-2		561, 563, 565
8-3		529
8-4		571, 573
8-5		511
8-6		554

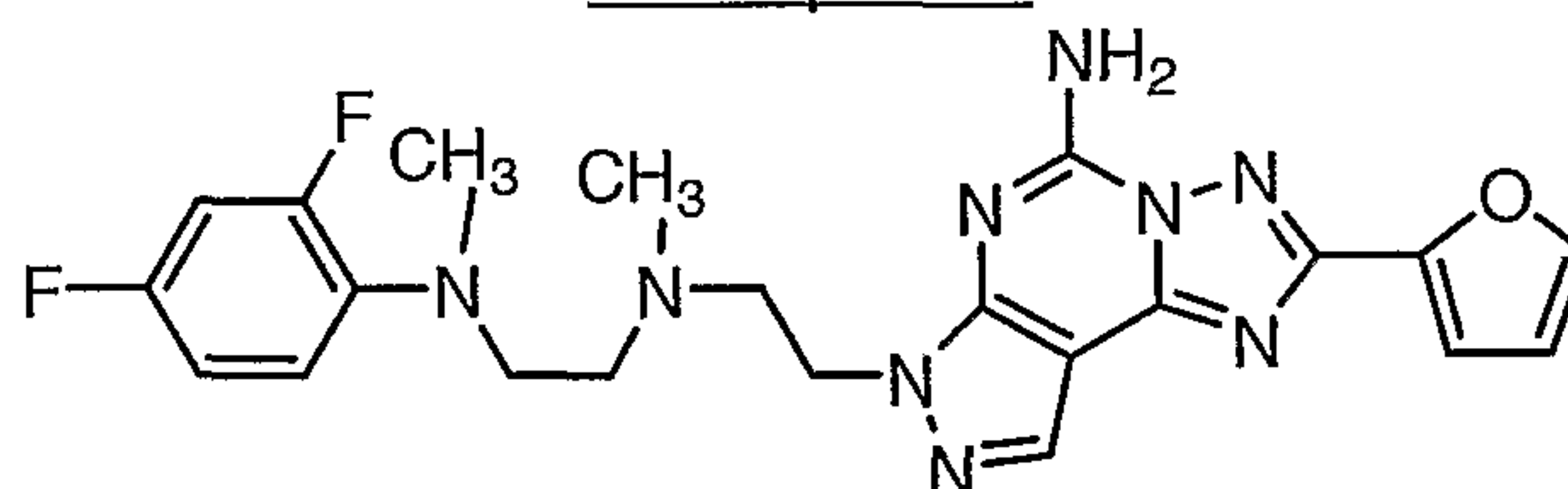
- 34 -

8-7		524
8-8		446

Example 9

5 Add 4-methoxyphenyl chloroformate (56 mg, 0.3 mmol) to a slurry of the product of Example 6, Step 1 (71 mg, 0.2 mmol) in warm DMF (25 ml) containing triethylamine (101 mg, 1.0 mmol). Stir the mixture overnight at RT. Concentrate the solution to 1/3 its volume and pour into water. Collect the precipitate, wash with water, and dry in vacuo. Recrystallize from CH₃OH/CH₂Cl₂ to give the title compound. Mass spectrum : MH⁺ = 504.

10

Example 10

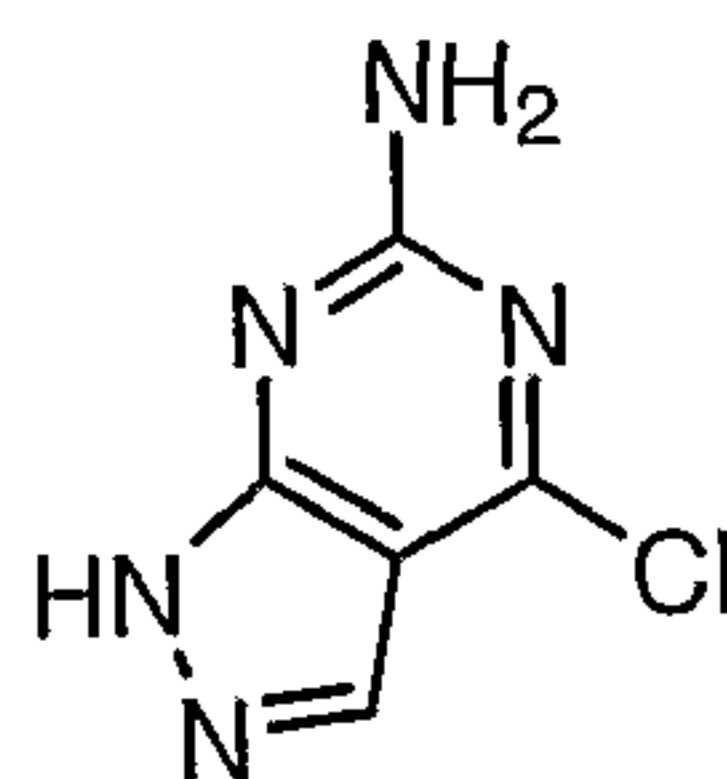
15 Step 1: Combine 1-bromo-2,4-difluorobenzene (1.00 g, 5.18 mmol), N,N'-dimethylethylenediamine (2.74 g, 31.1 mmol), NaO-*t*-Bu (0.70 g, 7.2 mmol), Pd(dba)₂ (0.060 g, 0.10 mmol) and (±)-BINAP (0.19 g, 0.31 mmol) in toluene (10 ml). Heat at 110° for 18 h, allow to cool, and extract with 1N HCl. Basify the aqueous solution with NaOH and extract with CH₂Cl₂. Dry, concentrate, and purify by PLC to give N-(2,4-difluorophenyl)-N,N'-dimethylethylenediamine.

20 Step 2: Combine the product of Preparation 2 (0.100 g, 0.23 mmol) with the product of Step 1 (0.091 g, 0.46 mmol) in DMF (2 ml). Heat at 80° for 90 h, allow to cool, concentrate, and purify by column chromatography to obtain the title compound as an oil, mass spec m/e=467.

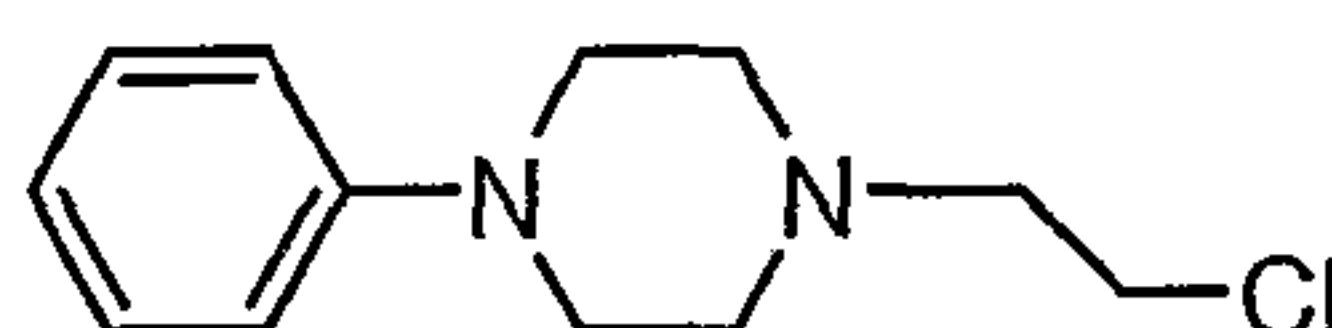
Example 11

25 The compound of Example 1-2 was also prepared by the following procedure.

- 35 -

Step 1:

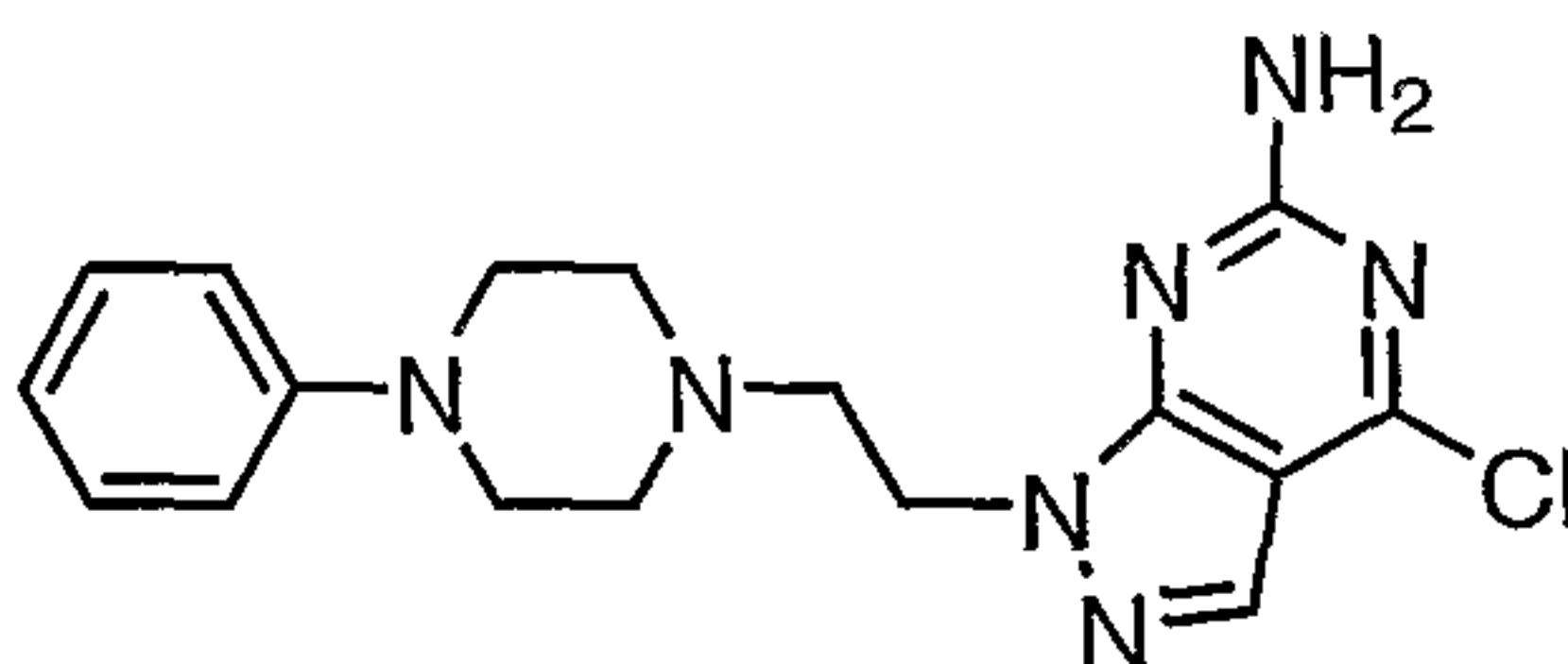
To a solution of the product of Preparation 1, Step 1, (768 mg, 4 mmol) in DMF (20 ml) add N,N-diisopropylethylamine (0.88 ml, 5 mmol), followed by hydrazine hydrate (0.2 ml, 4.1 mmol). The solution warms and a solid precipitates which gradually dissolves over 1 h. After stirring 3 h, concentrate the solution under vacuum to about 1/3 its volume, and pour into water. Collect the precipitate and recrystallize it from CH₃OH to give the chloropyrazolopyrimidine. Mass spectrum: MH⁺ = 170.

Step 2:

10

To a stirred solution of 1-phenylpiperazine (6.5 g, 40 mmol) and 50% aqueous chloroacetaldehyde (6.4 ml, 48 mmol) in CH₂Cl₂ (125 ml) at 5-10° C. add, portionwise, Na(OAc)₃BH (12.72 g, 60 mmol). When foaming ceases, allow the mixture to warm to RT and stir for 3 h. Dilute with CH₂Cl₂ (100 ml), and shake with 1N aq NaOH to bring pH above 8. Wash organic layer with water and brine, dry over MgSO₄, and solvent strip. Chromatograph on silica and elute with 1% CH₃OH/CH₂Cl₂ to give the title compound. Mass spectrum: MH⁺ = 225.

15

Step 3:

20

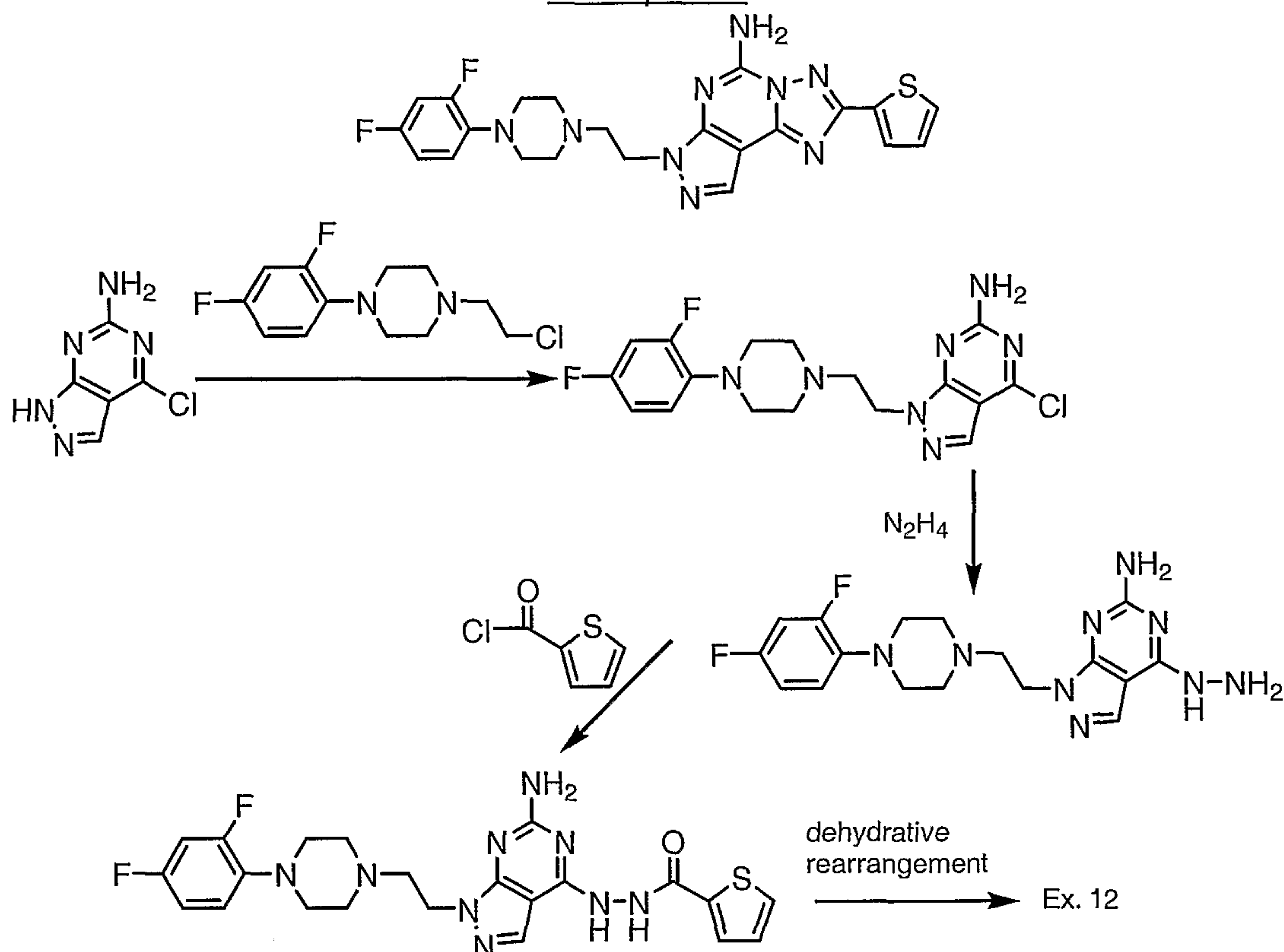
To a slurry of 60% NaH (0.14 g, 3.5 mmol) in DMF (30 ml) at ice bath temperature add, portionwise, the product of Step 1 (0.51 g, 3 mmol). When gas evolution ceases, add the product of Step 2. Stir the resulting mixture at RT overnight. Filter off dark red insoluble matter, and concentrate the filtrate to dryness under vacuum. Triturate the gummy residue with CH₃OH to give the title compound as a light yellow solid. Mass spectrum: MH⁺ = 358.

25

The product of Step 3 was treated as described in Preparation 1, Steps 2 and 4, to obtain the compound of Example 1-2.

- 36 -

Example 12



Step 1: To NaH (60% in oil, 142 mg, 3.5 mmol) in DMF (15 ml) add the chloride of
 5 Example 11, Step 1 (500 mg, 2.9 mmol). Add to this 1-(2-chloroethyl)-4-(2,4-difluorophenyl)piperazine (846 mg, 3.5 mmol). Stir at RT 90h and concentrate. Chromatograph to obtain the desired compound as a white solid. PMR in DMSO: δ 2.57 (4H, s), 2.76 (2H, t), 2.85 (4H, s), 4.30 (2H, t), 7.0 (2H, m), 7.15 (1H, dxt), 7.26 (2H, s), 7.97(1H, s).

10 **Step 2:** Treat the chloride of Step 1 (37 mg, 0.095 mmol) in DMF (95 ml) with hydrazine hydrate (9.2 μ l, 0.19 mmol). After 4h, concentrate and chromatograph on PLC to obtain the hydrazine as a brown oil. Mass spectrum: $MH^+ = 390$.

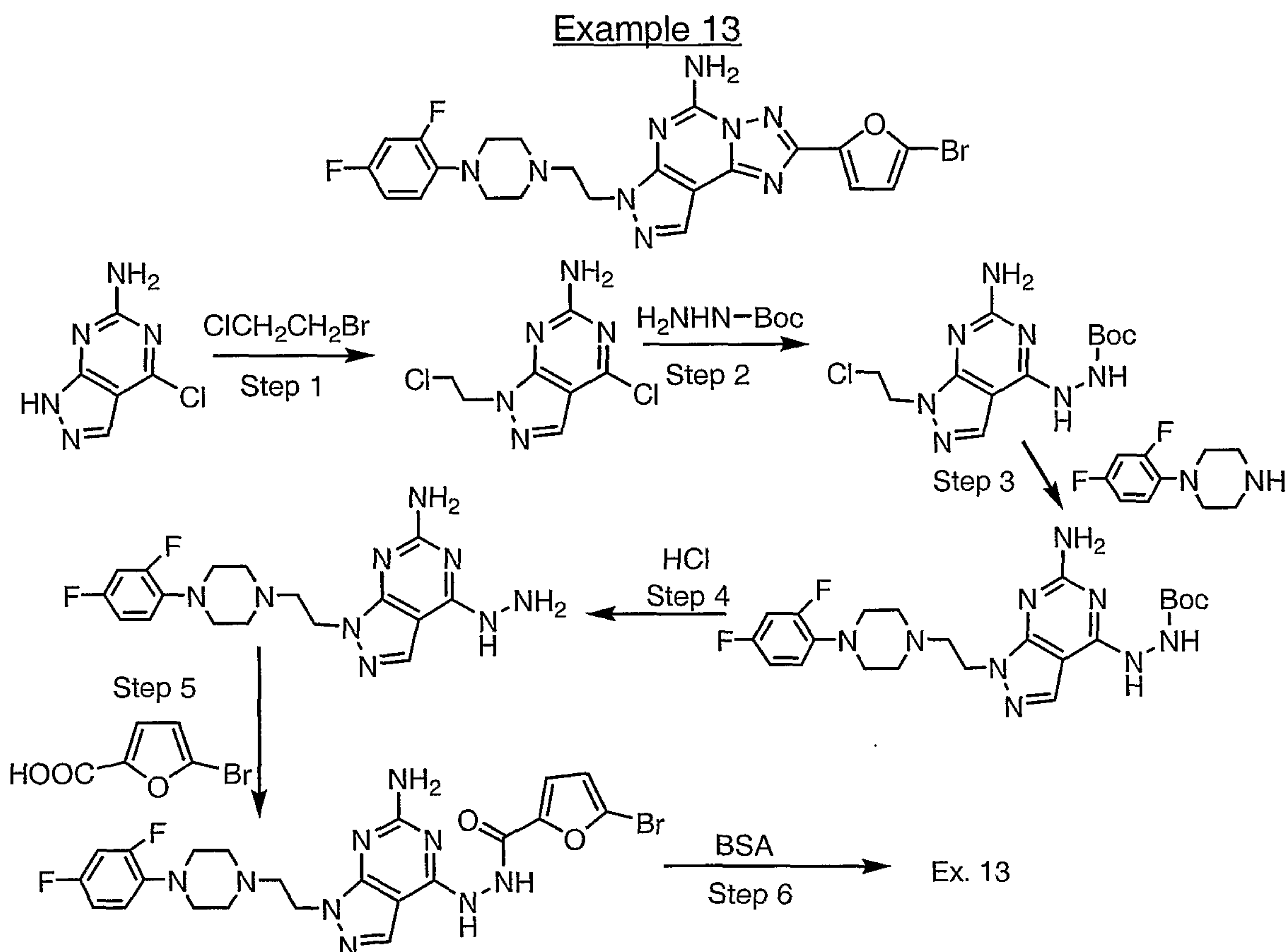
15 **Step 3:** Treat the hydrazine from Step 2 (18 mg, 0.047 mmol) in DMF (2 ml) with thiophene-2-carbonyl chloride (5.2 μ l, 0.047 mmol) and DIPEA (12.2 μ l, 0.07 mmol). After 4h, concentrate and chromatograph on PLC to obtain the hydrazide as a yellow oil. Mass spectrum: $MH^+ = 500$.

Step 4: Heat the hydrazide from Step 3 (13 mg, 0.026 mmol) in N,O-bis(trimethylsilyl)acetamide (1 ml) for 2h at 100°C. Concentrate and chromatograph on PLC to obtain the title compound as a white solid. Mass spectrum: $MH^+ = 482$.

20 The 1-(2-chloroethyl)-4-(2,4-difluorophenyl)piperazine employed in this sequence is prepared in two steps. Add chloroacetyl chloride (1.76 ml, 22.1 mmol) and N-methylmorpholine (2.65 ml, 24.1 mmol) to 1-(2,4-difluorophenyl)piperazine (3.98 g, 20.1 mmol) in CH_2Cl_2 (15 ml) at 0°C. Stir at RT 1h, concentrate, partition

- 37 -

EtOAc-water, dry, and concentrate to obtain the amide as a brown oil. To a 0°C solution of this (4.71 g, 17.1 mmol) in THF (25 ml) add dropwise $\text{BH}_3 \cdot \text{CH}_3\text{S}/\text{THF}$ (2M, 12.8 ml, 25.6 mmol). Stir at RT overnight, quench with CH_3OH , concentrate, and partition with CH_2Cl_2 -water. Dry and concentrate the organic layer. Treat the crude product a second time with $\text{BH}_3 \cdot \text{CH}_3\text{S}/\text{THF}$ and work up as above to provide the chloroethylpiperazine as a brown oil.



10

Step 1: To NaH (2.14 g, 60% in oil, 53 mmol) in DMF (20 ml), add the product of Example 11, Step 1 (7.55 g, 45 mmol). Add 1-bromo-2-chloroethane (14.8 ml, 178 mmol). Stir 1.5 h and concentrate. Chromatograph to give the dichloride as a white solid.

15

Step 2: To the product of Step 1 (3.7 g, 16 mmol) in DMF (20 ml) add *t*-butyl carbazate (2.53 g, 19 mmole). Heat at 80°C for 18 h and concentrate. Chromatograph to obtain the carbazate as a white solid.

20

Step 3: To the product of Step 2 (3.16 g, 9.6 mmol) and KI (1.6 g, 9.6 mmol) in DMF (25 ml) add 1-(2,4-difluorophenyl)piperazine (3.82 g, 19 mmol). Heat at 90°C for 68 h and concentrate. Chromatograph to obtain the piperazine as a brown solid.

- 38 -

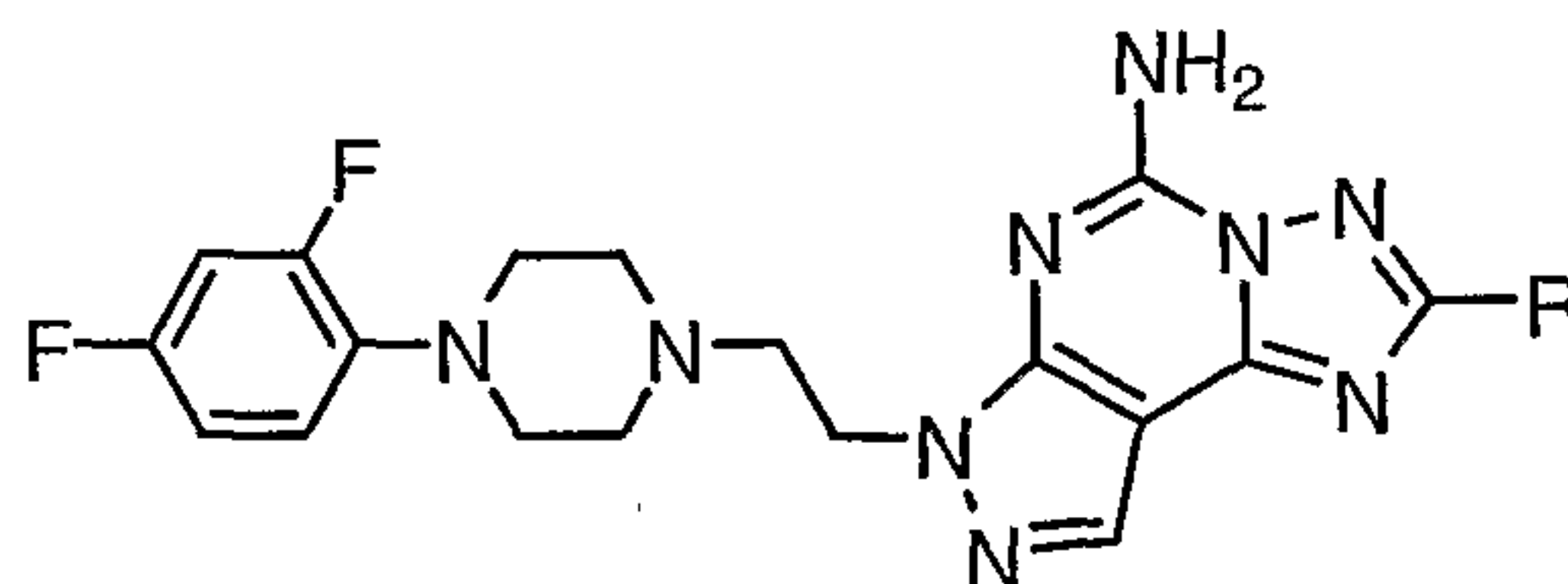
Step 4: Dissolve the product of Step 3 (3.38 g, 6.9 mmol) in 1:1 CH₃OH-CH₂Cl₂ (50 ml). Add 4M HCl in dioxane (20 ml). Stir 16 h and add aq. NH₃ to pH 11-12.

Concentrate and chromatograph to obtain the hydrazine as a yellow solid.

5 Step 5: Combine the product of Step 4 (0.120 g, 0.31 mmol) with 5-bromo-2-furoic acid (0.071 g, 0.37 mmol) and HOBT·H₂O (0.050 g, 0.37 mmol) in DMF (6 ml). Add EDCI (0.071 g, 0.37 mmol) and stir 1 h. Concentrate and chromatograph to obtain the hydrazide as a yellow solid.

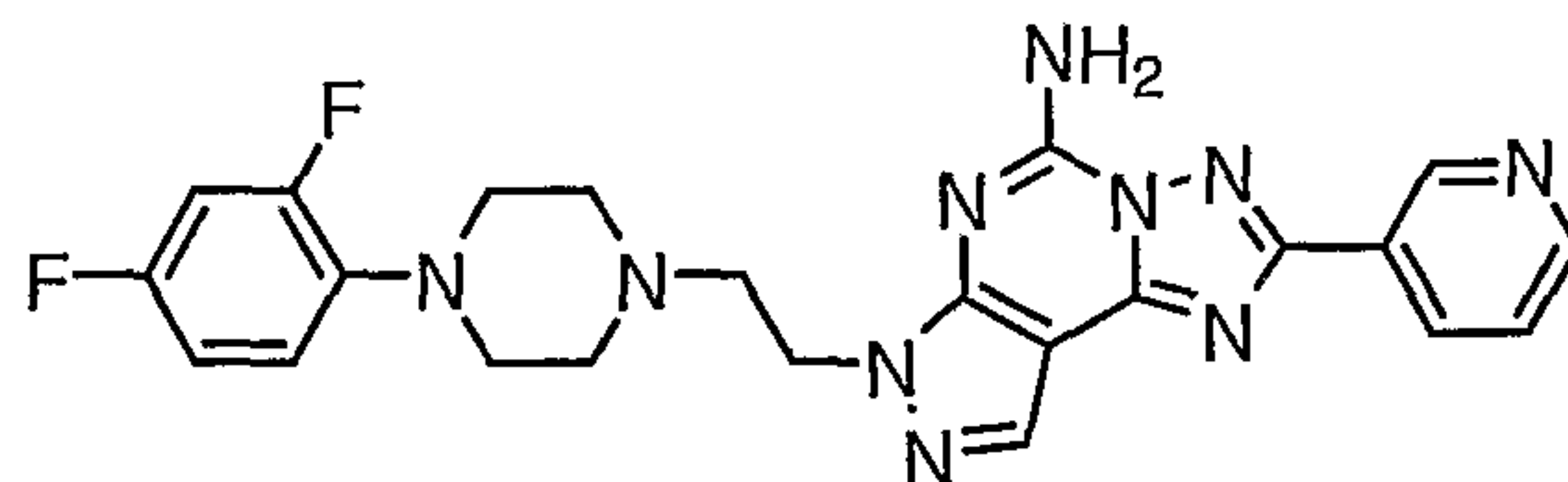
10 Step 6: Dissolve the product of Step 5 (0.163 g, 0.28 mmol) in N,O-bis(trimethylsilyl)acetamide (6 ml). Heat at 120°C for 16 h and pour into CH₃OH. Concentrate and chromatograph to obtain the title product as an off-white solid: MS m/e 544+546 (M+1).

Similarly prepare compounds of the following structure, wherein R is as defined in the table:



Example	R	MS m/e
13-2		480
13-3		500, 502
13-4		465
13-5		479
13-6		544, 546
13-7		466
13-8		512
13-9		476
13-10		484

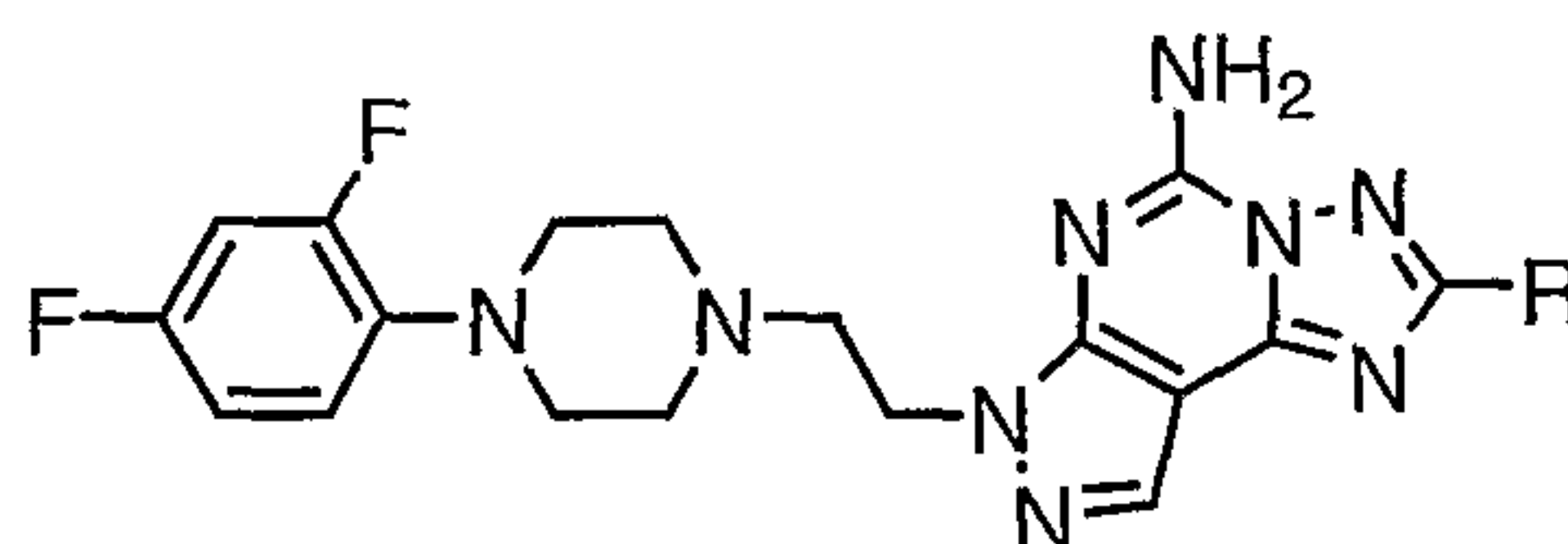
- 39 -

Example 14

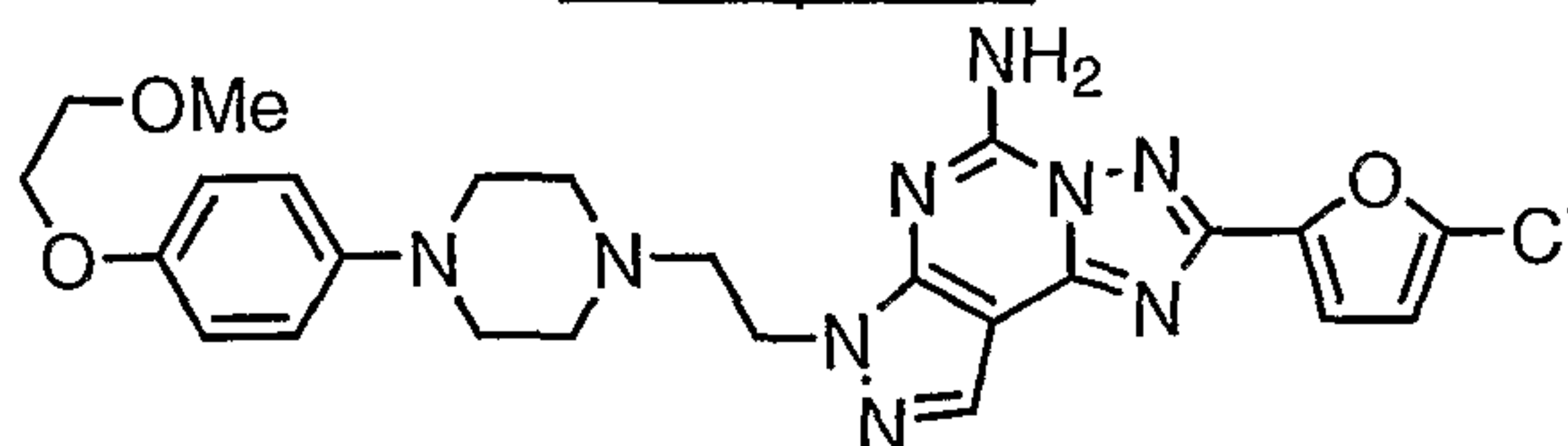
Treat the product of Example 13, Step 4 (0.080 g, 0.20 mmol) with nicotinoyl chloride hydrochloride (0.044 g, 0.25 mmol) and diisopropylethylamine (0.086 ml, 0.49 mmol) in DMF (4 ml). Stir 2 h, concentrate and chromatograph to obtain the hydrazide as a white solid.

Treat this material with BSA as in Example 13, Step 6 to obtain the title compound as a white solid: MS m/e 477 (M+1).

Similarly prepare compounds of the following structure, wherein R is as defined in the table:



Example	R	MS, m/e
14-2		511
14-3		494

Example 15

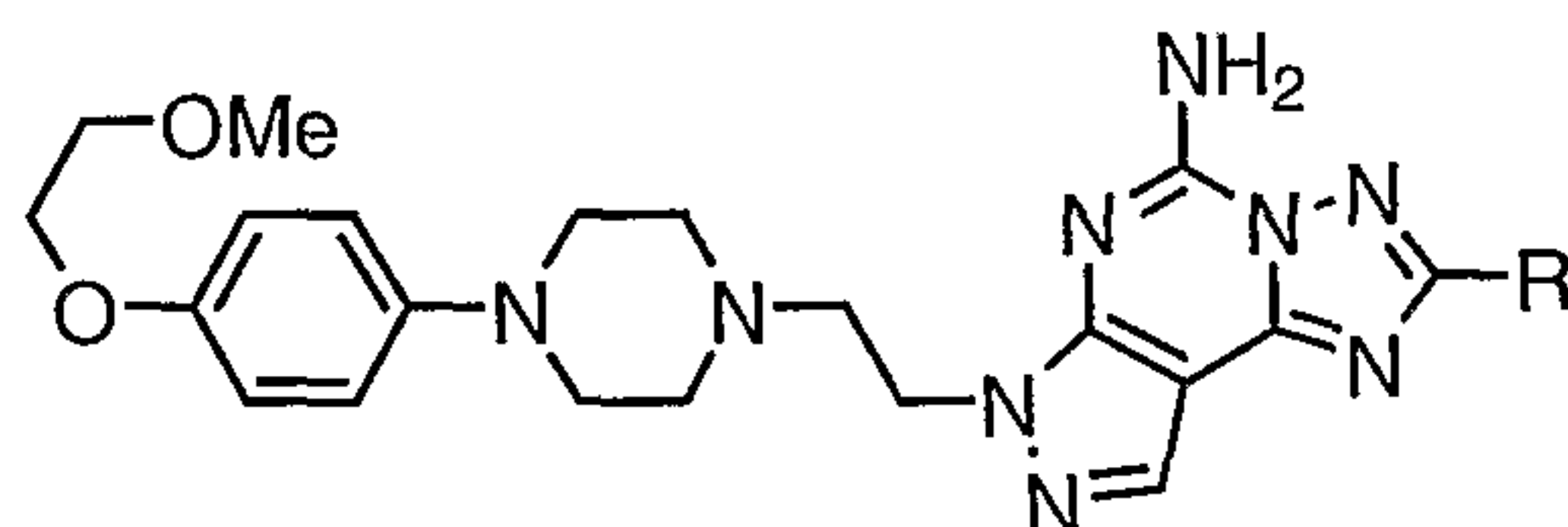
Step 1: To the product of Example 13, Step 2 (3.54 g, 10.8 mmol) and KI (1.79 g, 10.8 mmol) in DMF (35 ml) add 1-(4-(2-methoxyethoxy)phenyl)piperazine (5.1 g, 22 mmol). Heat at 90°C for 90 h and concentrate. Chromatograph to obtain the piperazine as a brown solid.

Step 2: Treat the product of Step 1 with HCl as in Example 13, Step 4, to obtain the hydrazine as a yellow solid.

Step 3: Treat the product of Step 2 with 5-chloro-2-furoic acid as in Example 13, Step 5, to obtain the hydrazide as a yellow solid.

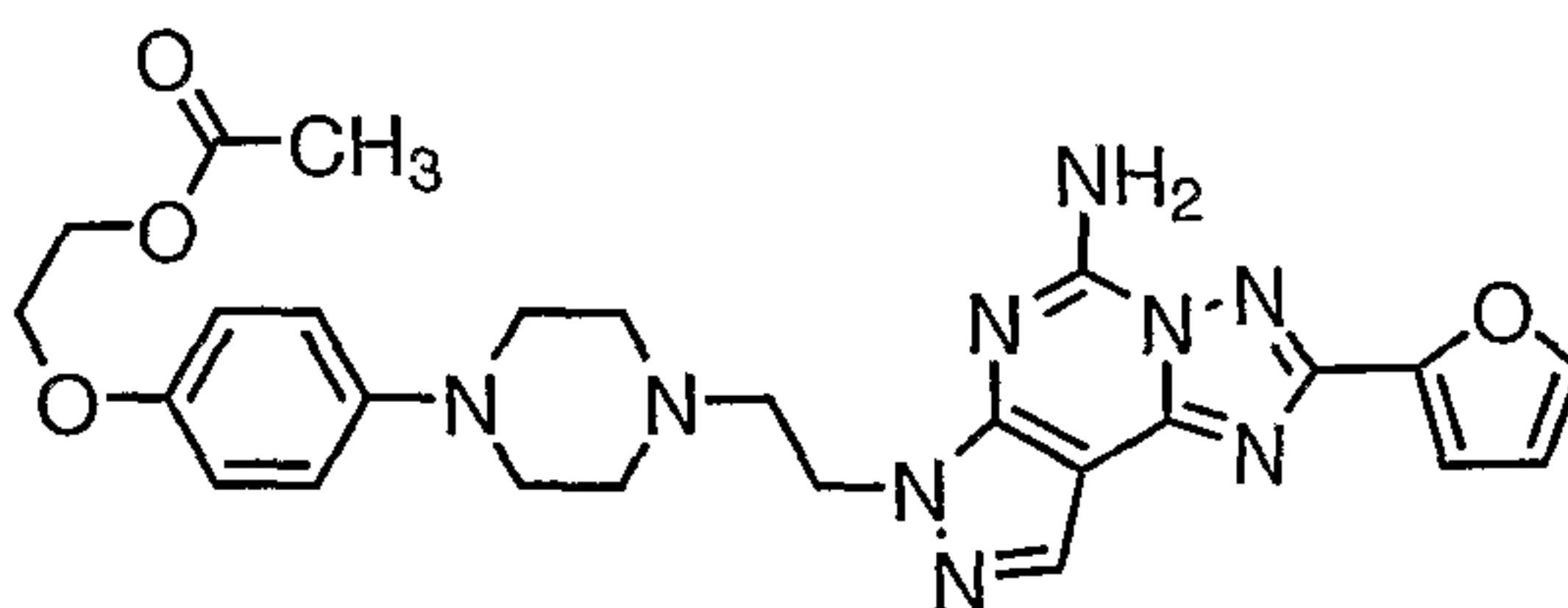
Step 4: Treat the product of Step 3 with BSA as in Example 13, Step 6. Chromatograph to obtain the title compound as a white solid, MS m/e 538+540 (M+1).

5 Similarly prepare compounds of the following structure, wherein R is as defined in the table:



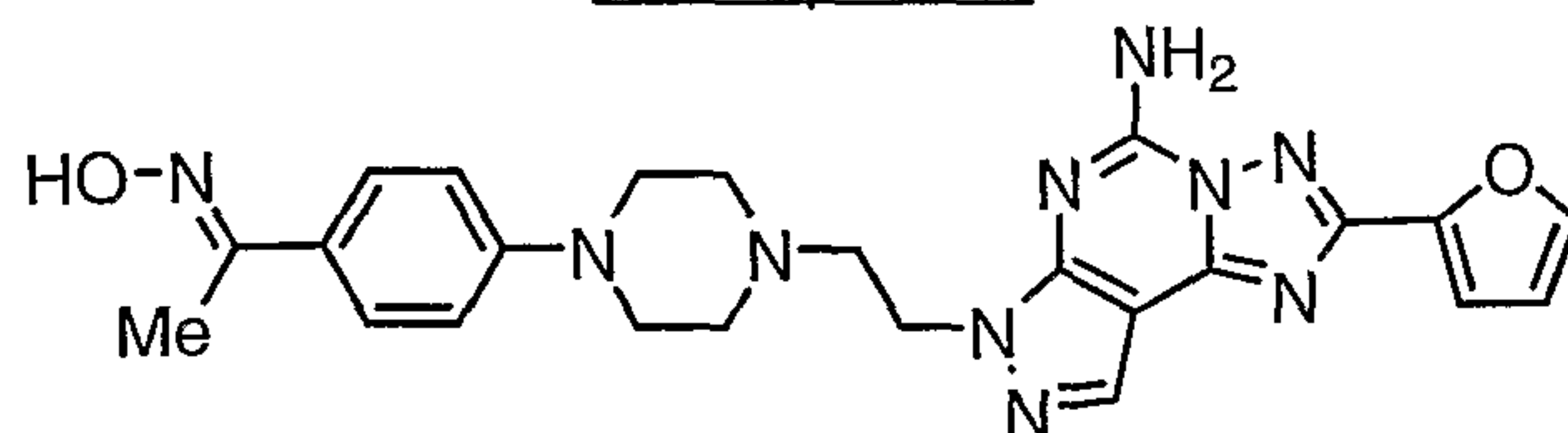
Example	R	MS, m/e
15-2		582, 584
15-3		532
15-4		550
15-5		522
15-6		518

Example 16



10 Combine the product of Example 1-83 (0.080 g, 0.16 mmol) with Ac₂O (0.028 ml, 0.28 mmol) and 4-dimethylaminopyridine (0.004 g, 0.03 mmol) in DMF (5 ml). Stir 4 h, concentrate, and chromatograph to obtain the acetate ester as a white solid, MS: m/e=532 (M+1).

Example 17

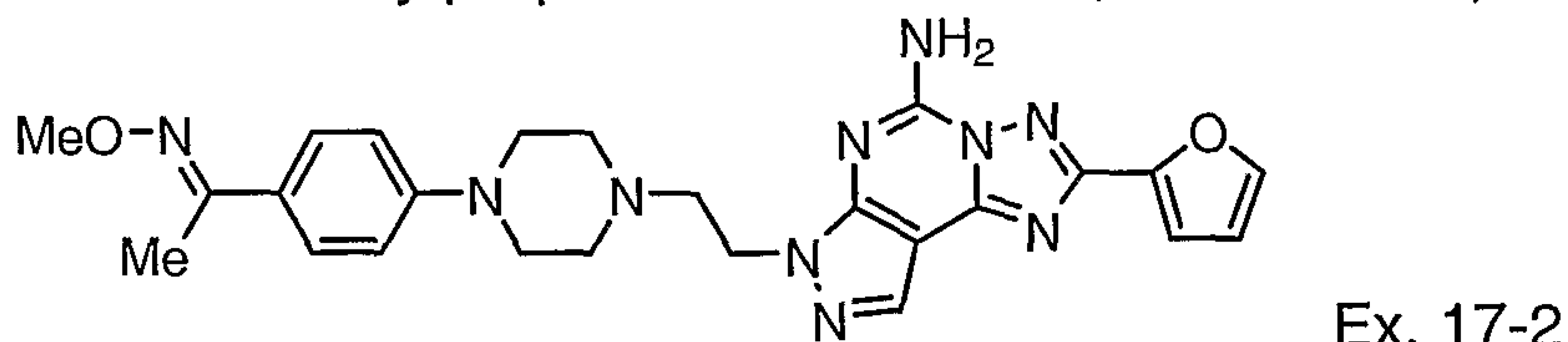


15 Combine the product of Example 1-21 (0.100 g, 0.21 mmol) with H₂NHOH•HCl (0.029 g, 0.42 mmol) in 95% EtOH (9 ml). Add 10 drops conc. HCl, heat at reflux 5 h,

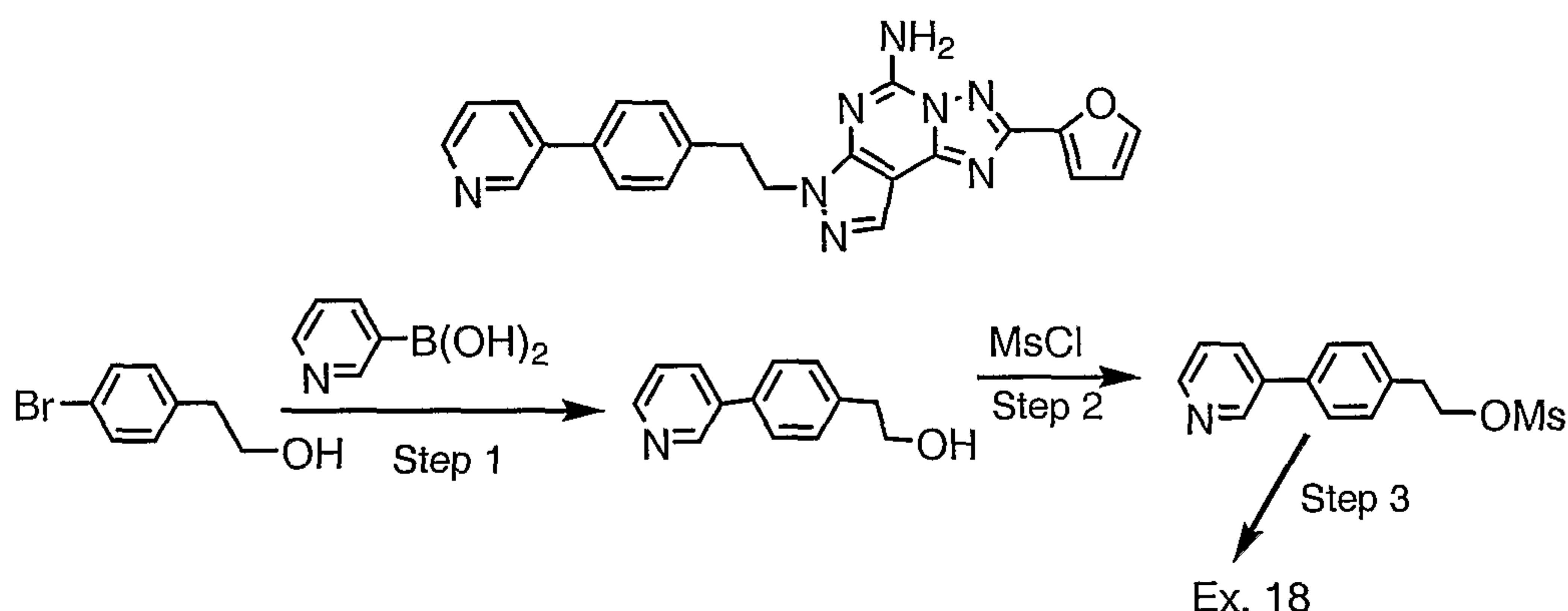
- 41 -

add DMF (1.5 ml), heat 18 h, allow to cool, and filter to obtain the oxime as a white solid, MS: $m/e=487$ ($M+1$). Chromatograph the mother liquor to obtain additional product.

Similarly prepare the methoxime, a white solid, MS: $m/e=501$ ($M+1$):



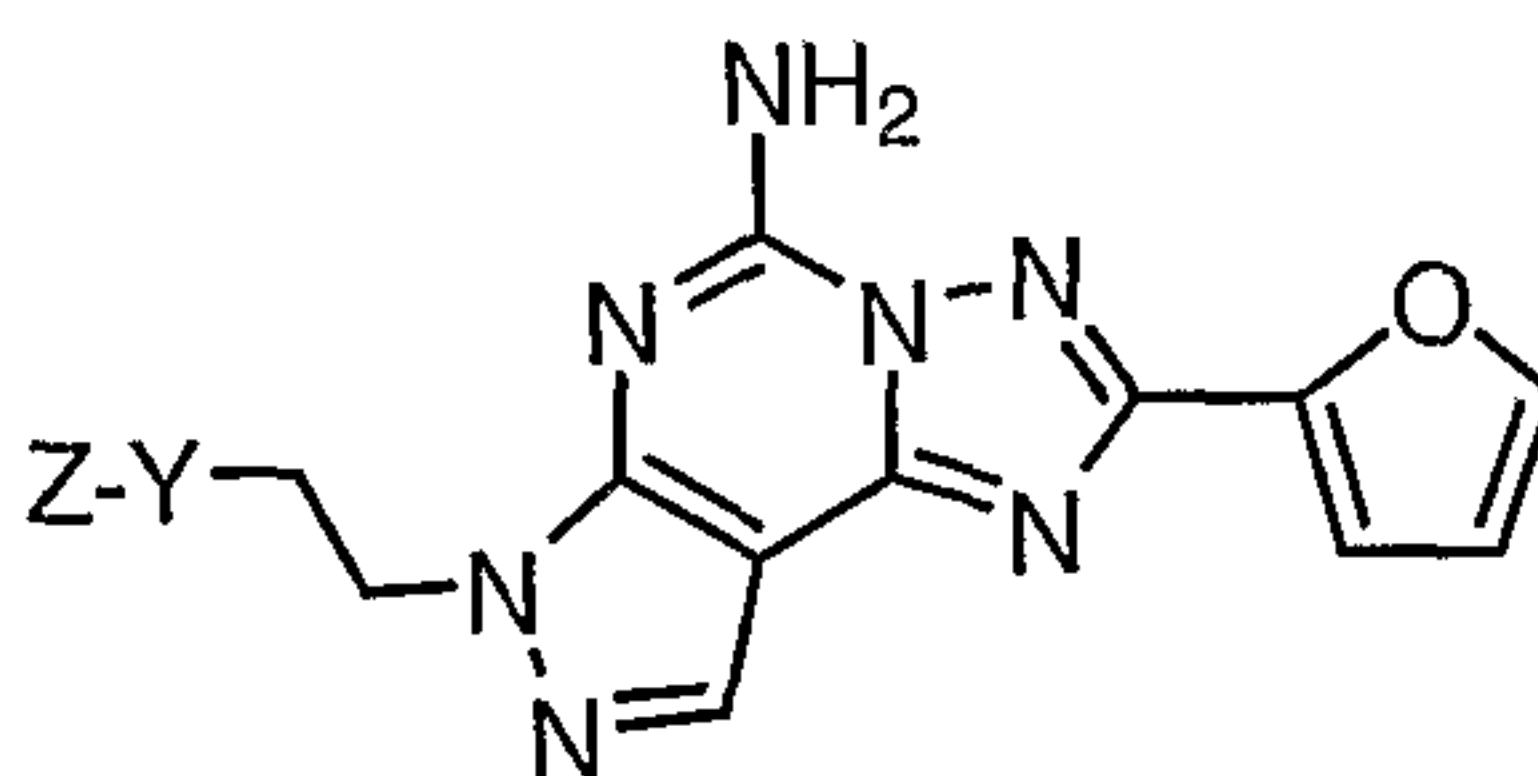
Example 18



- 10 Step 1: To a solution of 4-bromophenethyl alcohol (0.600 g, 2.98 mmol) and 3-pyridinylboronic acid (0.734 g, 5.97 mmol) in toluene (35 ml) and EtOH (9 ml), add a solution of K_2CO_3 (0.8826 g, 5.97 mmol) in H_2O (16 ml) and tetrakis(triphenylphosphine)palladium(0) (0.172g, 0.149 mmol). Heat in a sealed tube 18 h at $120^\circ C$ and cool. Extract with EtOAc, wash with brine, dry (K_2CO_3) and concentrate.
- 15 Step 2: To the product of Step 1 (0.540 g, 2.71 mmol) in CH_2Cl_2 (15ml) at $0^\circ C$ add mesyl chloride (0.35 ml, 3.52 mmol) and Et_3N (0.57 ml, 4.00 mmol). Stir 2.5 h and extract with CH_2Cl_2 . Dry (Na_2SO_4) and concentrate to obtain the mesylate.
- 20 Step 3: Add the product of Preparation 4 (0.347 g, 1.44 mmol) to the mesylate of Step 2 (0.480 g, 1.73 mmol) in DMF (4.5 ml), followed by NaH (60% in oil, 0.082 g, 4.04 mmol). Stir 18 h and extract with EtOAc. Wash with H_2O , dry (K_2CO_3) and concentrate. Purify by PTLC (5% CH_3OH/CH_2Cl_2 , developed twice) to obtain the title compound as a white solid, MS: 423 ($M+1$).

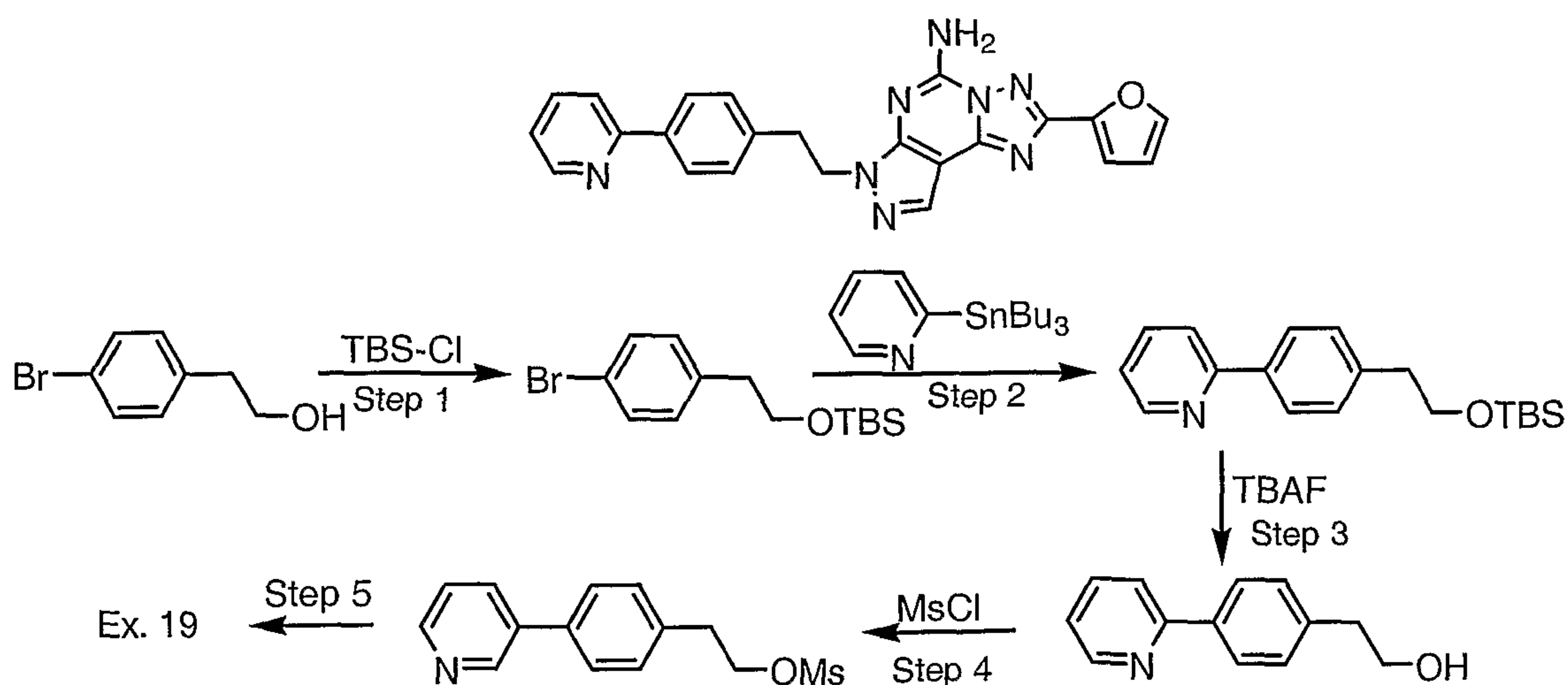
25 By the above method, prepare the following (Example 18-8 from commercial biphenylethanol):

- 42 -



Example	Z-Y-	MS, m/e
18-2		468
18-3		452
18-4		466
18-5		506
18-6		453
18-7		423
18-8		422
18-9		423

Example 19



5

Step 1: Combine 4-bromophenethyl alcohol (3.00 g, 14.9 mmol), triethylamine (2.68 ml, 19.2 mmol), dimethylaminopyridine (0.180 g, 1.47 mmol) and *t*-butyldimethylsilyl chloride (2.45 g, 16.3 mmol) in CH_2Cl_2 (75 ml). Stir 1 h, wash with H_2O , dry (K_2CO_3), and concentrate. Chromatograph on silica (hexanes) to obtain the silyl ether.

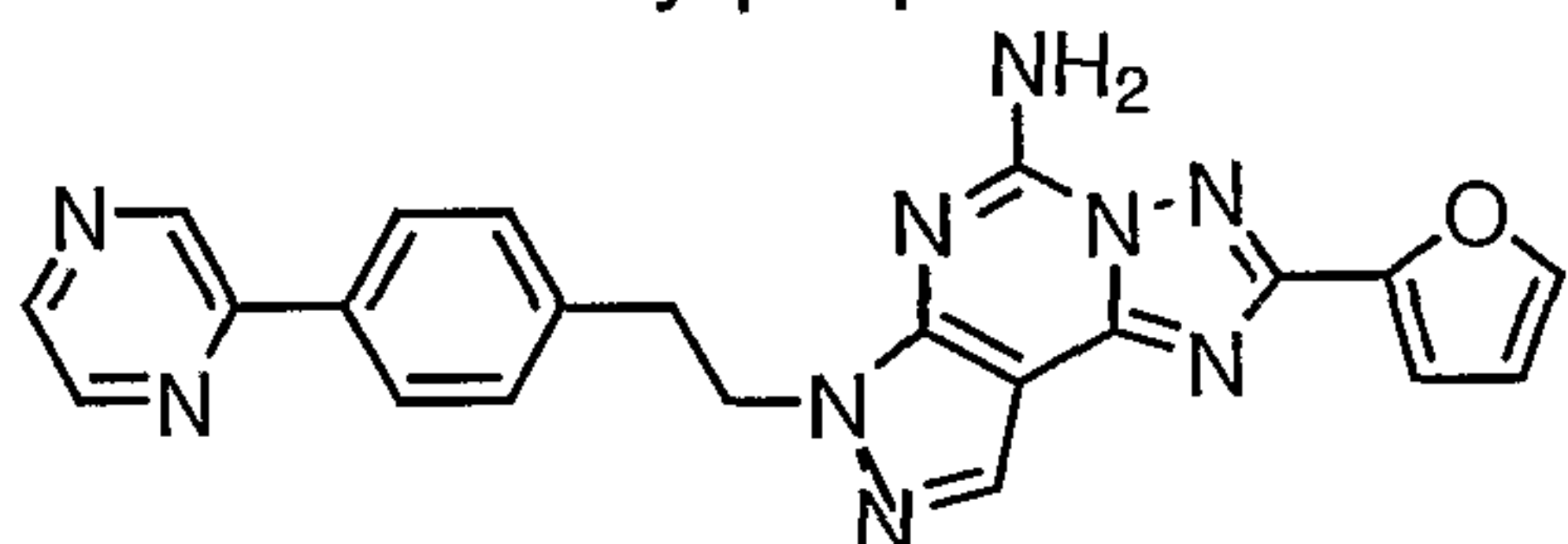
- 43 -

Step 2: To the compound of Step 1 (0.300 g, 0.95 mmol) in dry toluene (15 ml) add 2-(tri-butylstannyl)pyridine (1.05 g, 2.86 mmol) and tetrakis(triphenylphosphine)-palladium (0.11 g, 0.095 mmol). Flush with N₂ and heat 16 h at 120°C. Cool, filter through Celite, and wash with NH₄Cl, brine and then water. Dry (K₂CO₃) and concentrate. Chromatograph on silica (3-5% EtOAc/hexanes) to obtain the biaryl, MS 314 (M+1).

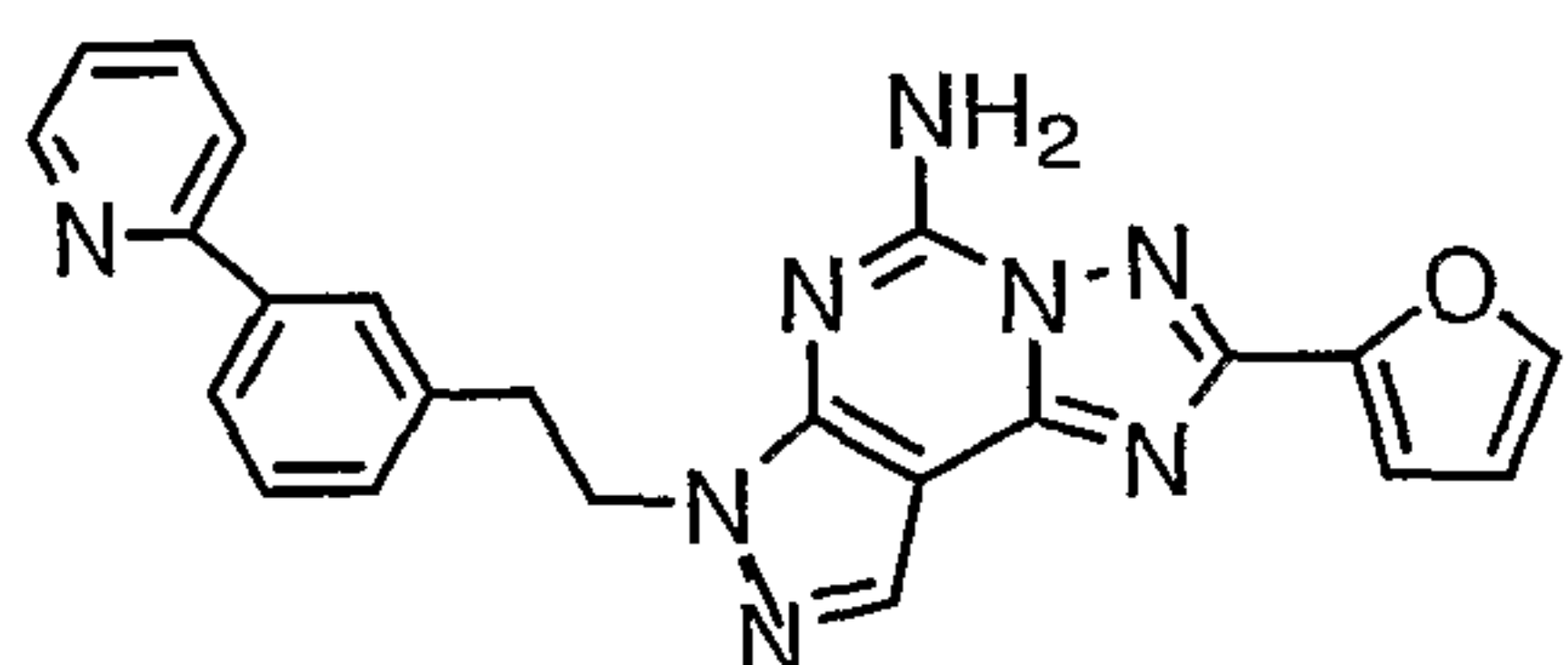
Step 3: Combine the biaryl of Step 2 (0.180 g, 0.57 mmol) and TBAF (1.0 M in THF, 1.7 ml) in THF (5.7 ml). Stir 2 h, wash with saturated NH₄Cl, and extract with EtOAc. Wash with H₂O several times, dry (K₂CO₃) and concentrate to obtain the alcohol.

Steps 4 and 5: Conduct as in Example 18, Steps 2 and 3, to obtain the title compound as a white solid, MS: 423 (M+1).

Similarly prepare the following compounds:

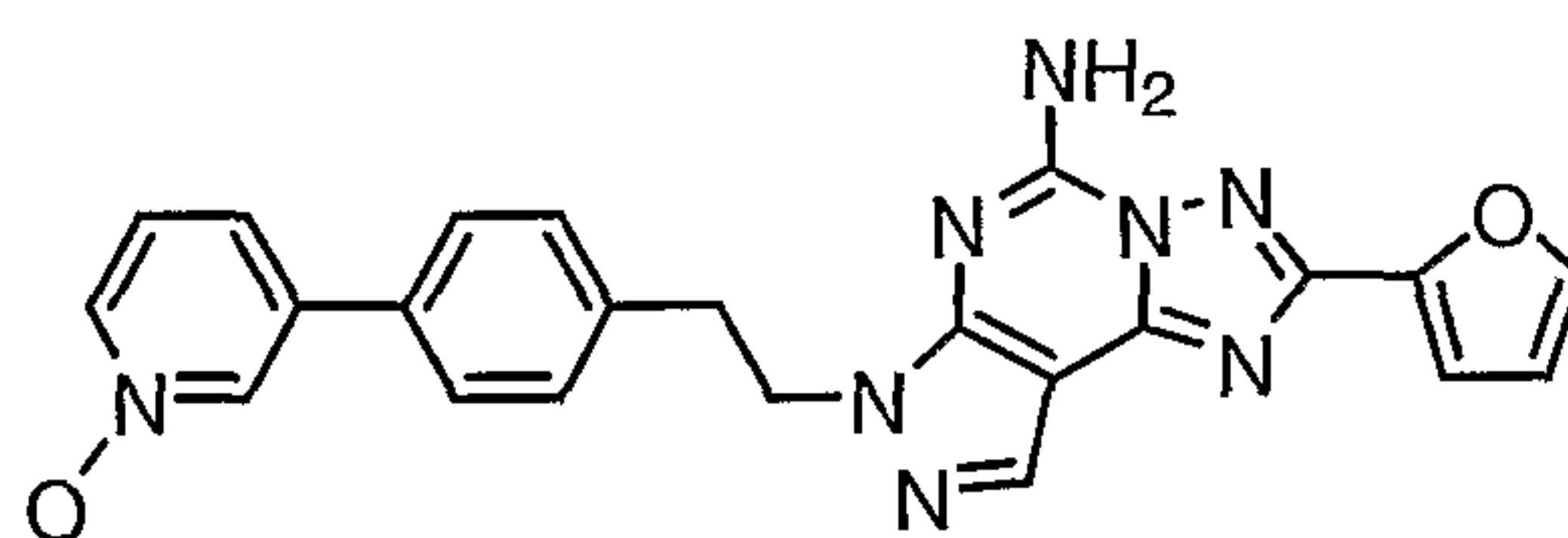


Ex. 19-2, MS: 424 (M+1)



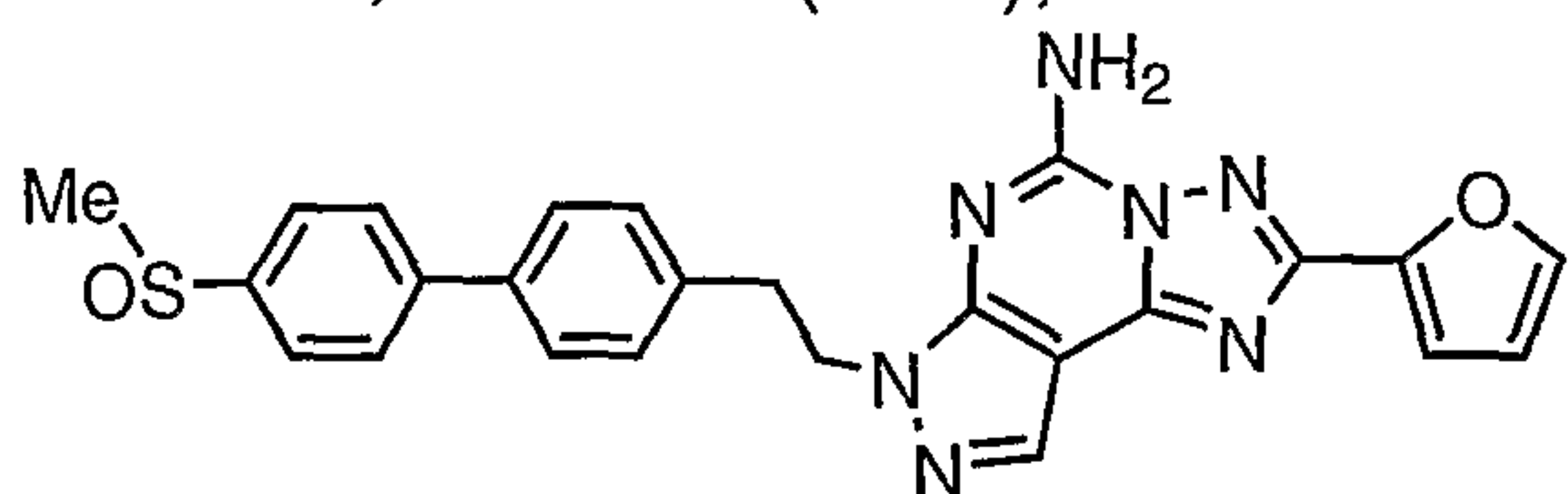
Ex. 19-3, MS: 423 (M+1)

Example 20

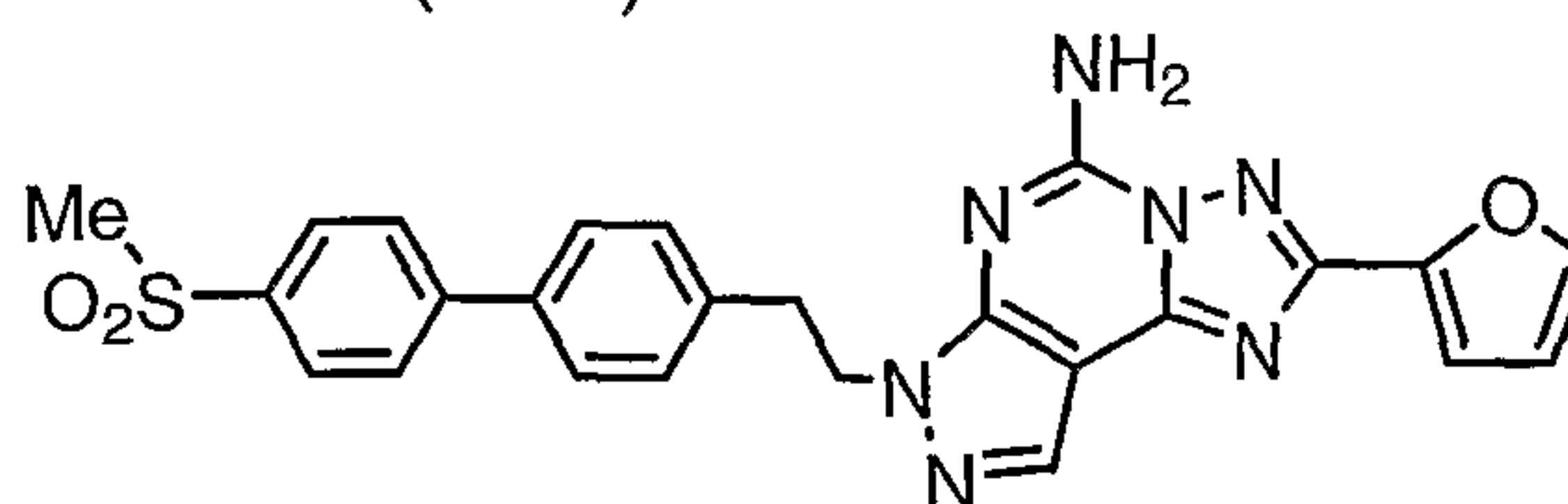


To the product of Example 18 (0.055 g, 0.13 mmol) in CH₂Cl₂ (1.5 ml) at -78°C add *m*-CPBA (0.050 g, 0.29 mmol). Allow to warm, stir 5 h, and wash successively with sat. Na₂S₂O₃, 5% K₂CO₃, and H₂O. Dry (Na₂SO₄) and concentrate. Purify by PTLC (10% CH₃OH/CH₂Cl₂) to obtain the title compound, MS: 439 (M+1).

Similarly, oxidize the product of Example 18-2 at 0°C or RT to produce the sulfoxide, MS: 484 (M+1), or the sulfone, MS: 500 (M+1).

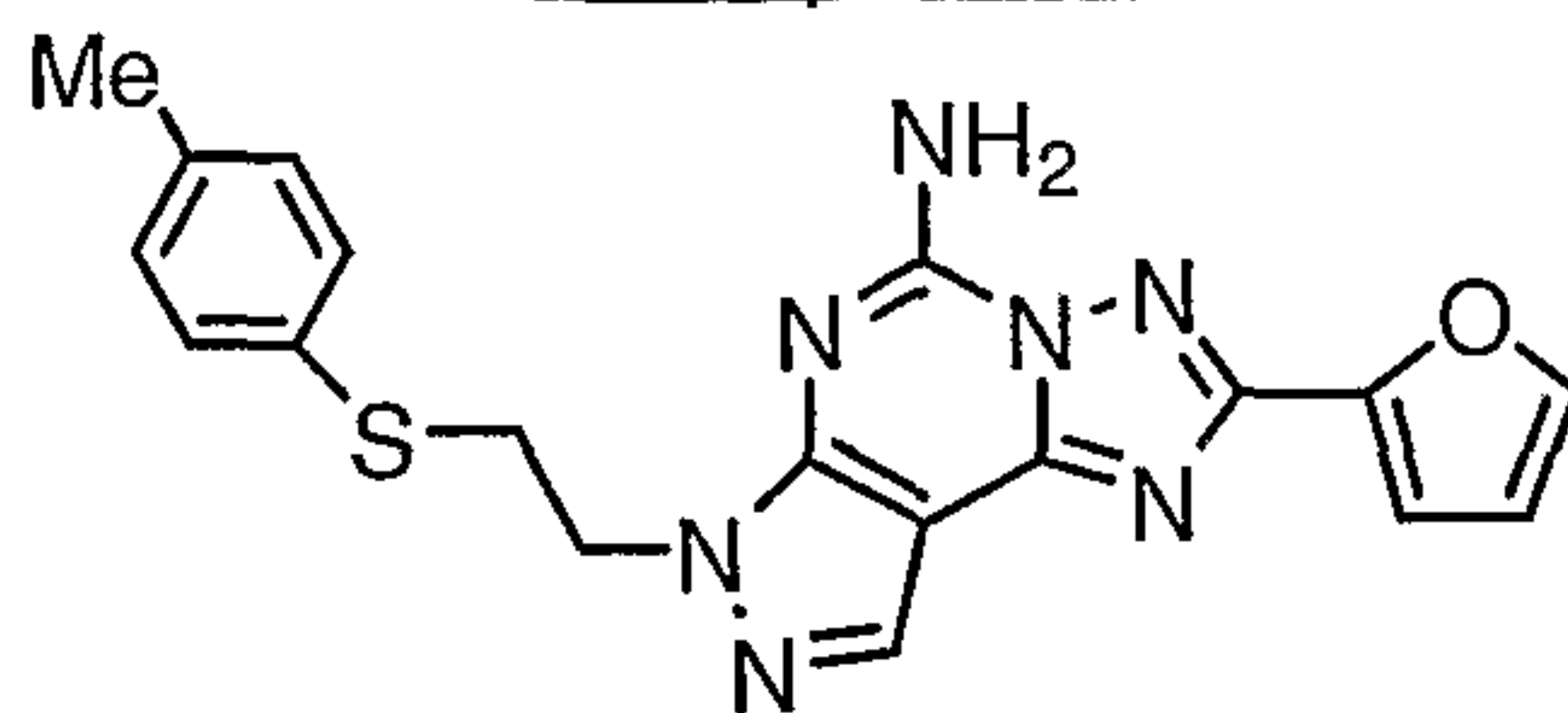


Ex. 20-2



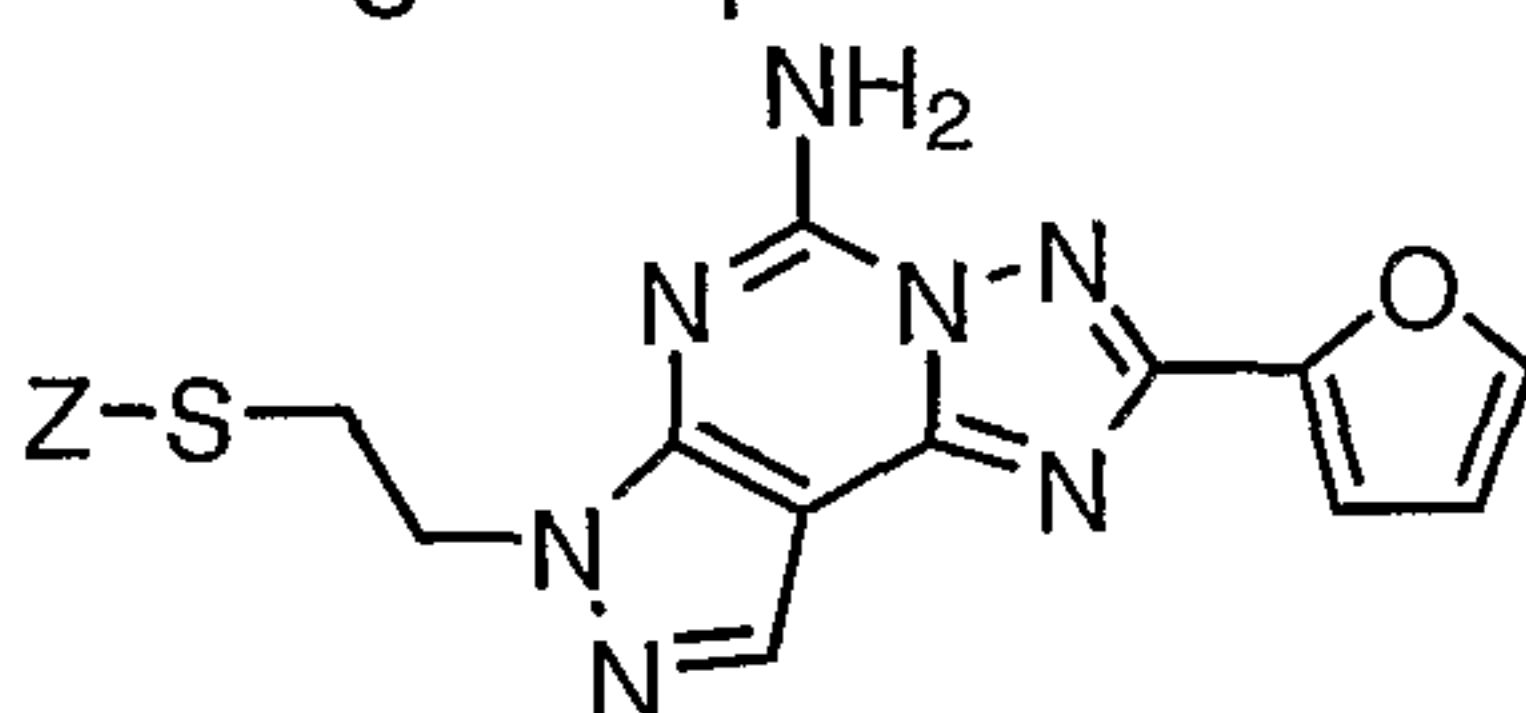
Ex. 20-3

- 44 -

Example 21

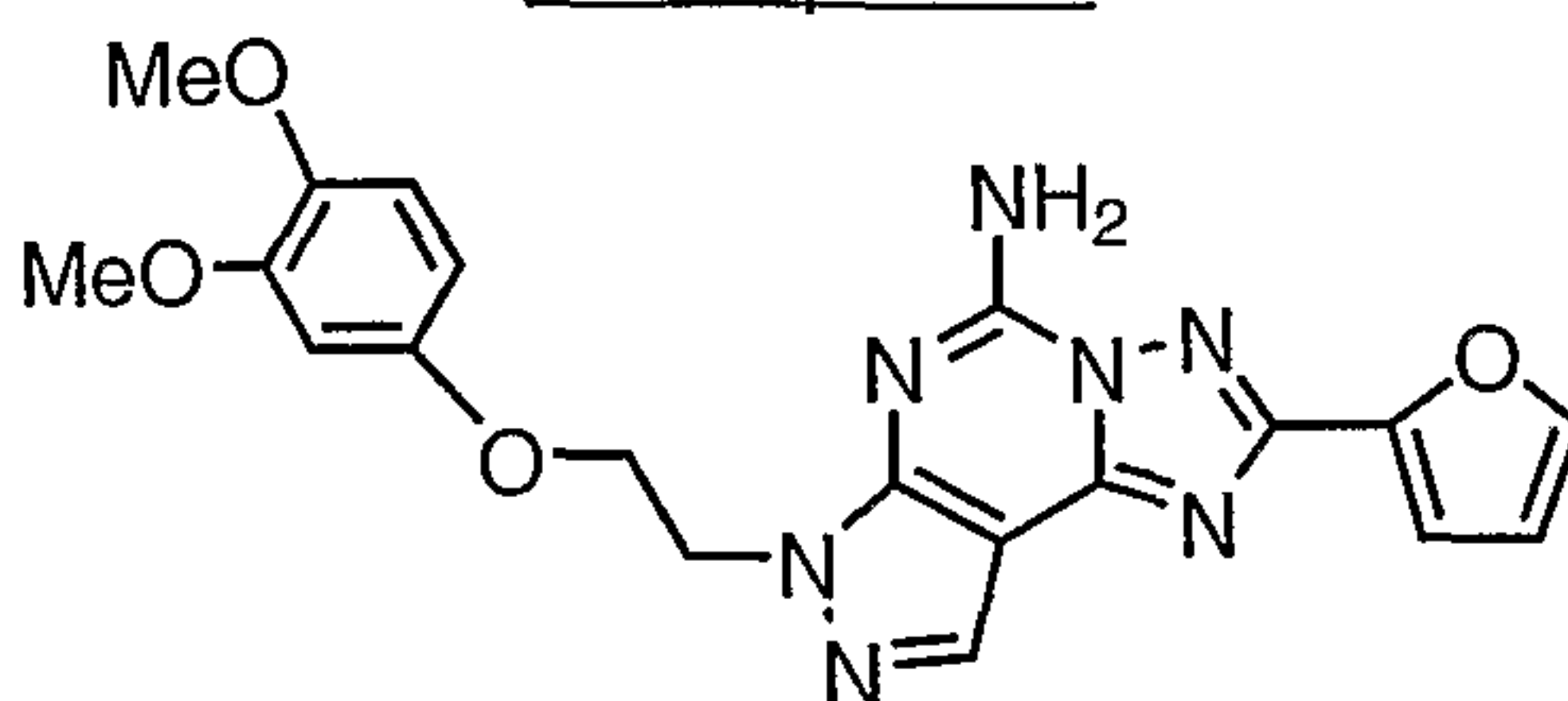
Combine the product of Preparation 6 (0.104 g, 0.30 mmol), 4-methylbenzenethiol (0.075 g, 0.60 mmol), and K_2CO_3 (0.091 g, 0.66 mmol) in DMF (20 ml).
 5 Heat at 80°C for 5h and concentrate. Partition between EtOAc and water, wash with brine, dry over $MgSO_4$ and concentrate. Recrystallize from CH_3OH to obtain the title compound, MS: m/e = 392 (M+1).

Similarly prepare the following compounds:



Example	Z	MS, m/e
21-2		408
21-3		426, 428
21-4		394
21-5		379

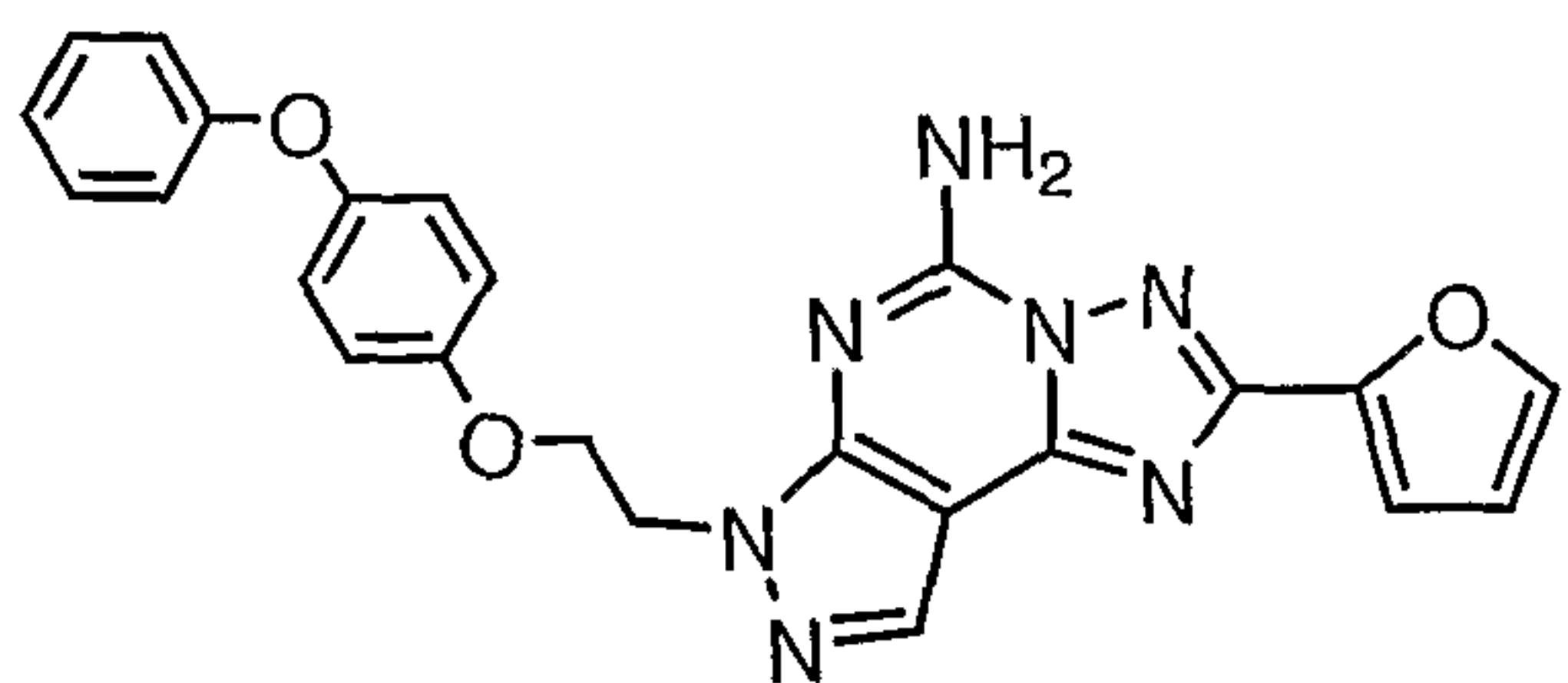
10

Example 22

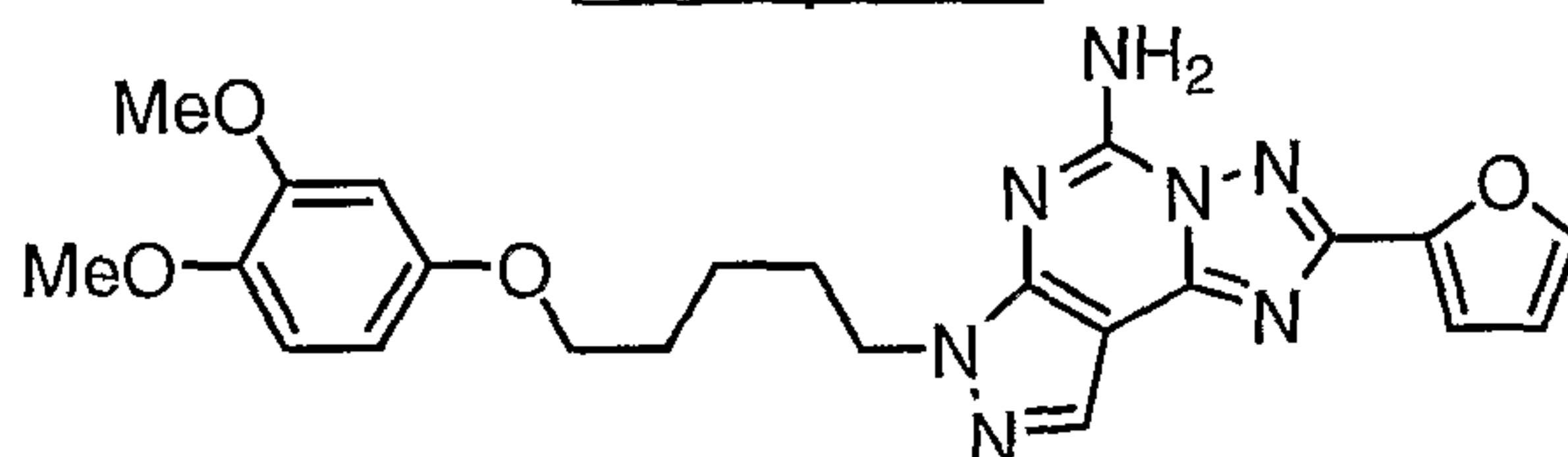
Combine the product of Preparation 6 (0.11 g, 0.25mmol), 3,4-dimethoxyphenol (0.154 g, 1.0 mmol), and K_2CO_3 (0.138 g, 1.0 mmol) in DMF (5 ml). Heat at
 15 90°C for 48 h and concentrate. Partition between EtOAc and water, wash with 1N NaOH and then brine, dry over $MgSO_4$, and concentrate. Chromatograph on silica (1.5% CH_3OH/CH_2Cl_2) to obtain the title compound, MS: m/e = 422 (M+1).

Similarly prepare the following compound, MS: m/e = 454 (M+1).

- 45 -

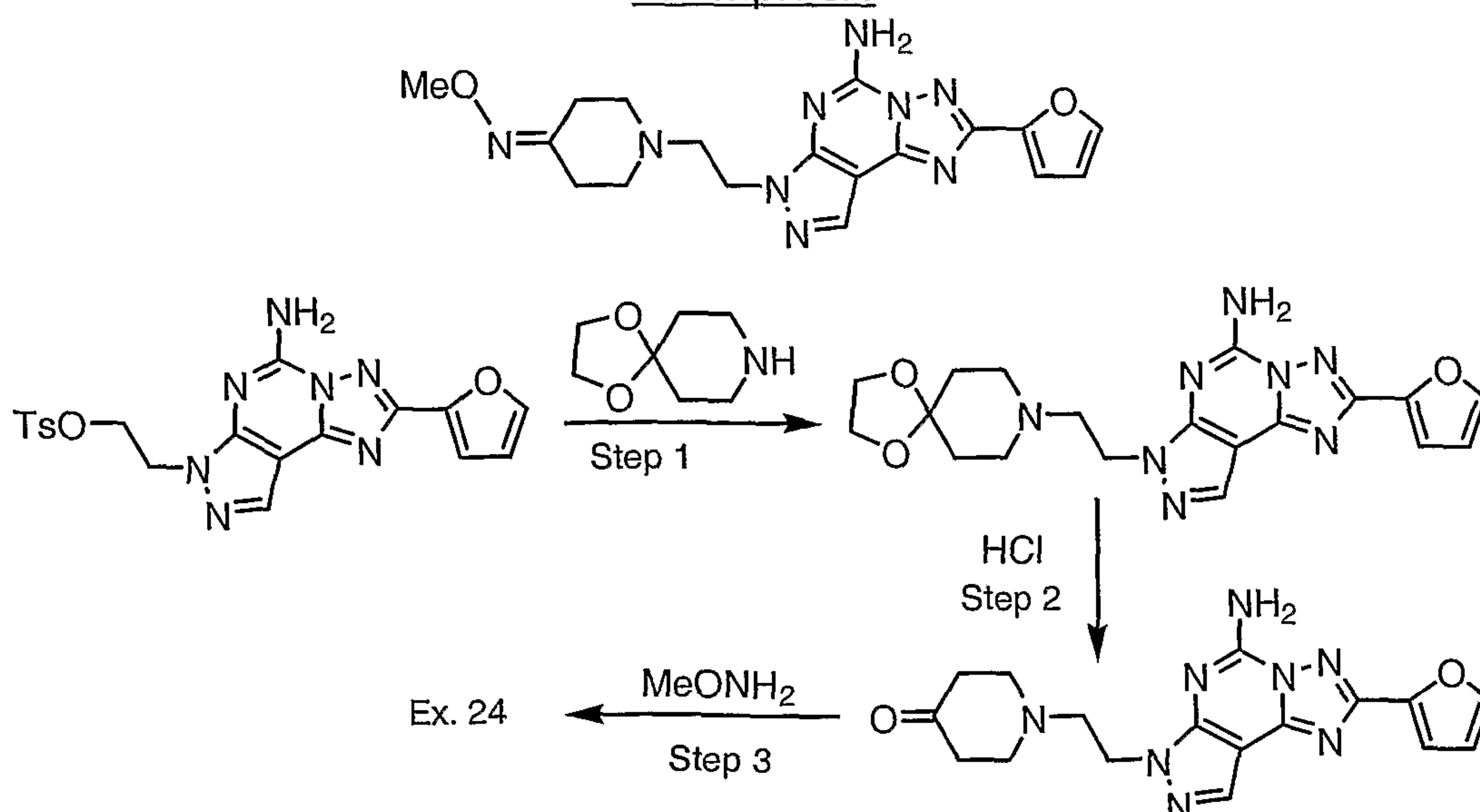


Ex. 22-2

Example 23

- 5 Step 1: To NaH (60% in oil, 1.32 g, 33 mmol) in DMF (25 ml) at 5°C add dropwise, with stirring, 3,4-dimethoxyphenol (4.77 g, 30 mmol). After 0.5 h, add 1,5-dibromopentane (20.7 g, 90 mmol). Stir 2 h and concentrate. Chromatograph on silica (CH_2Cl_2) to obtain the monobromide, MS: $m/e = 303$ ($M+1$).
- 10 Step 2: To NaH (60% in oil, 0.044 g, 1.1 mmol) in DMF (25 ml) at 5°C add the product of Preparation 1 (0.241 g, 1.1 mmol). After 0.5 h, add the compound from Step 1. Allow to warm, stir 18 h, and concentrate. Partition between EtOAc and water, wash with 1N NaOH and then brine, dry over MgSO_4 , and concentrate. Chromatograph on silica (2% $\text{CH}_3\text{OH}/\text{CH}_2\text{Cl}_2$) and recrystallize the appropriate fraction from CH_3CN to obtain the title compound, MS: $m/e = 464$ ($M+1$).

15

Example 24

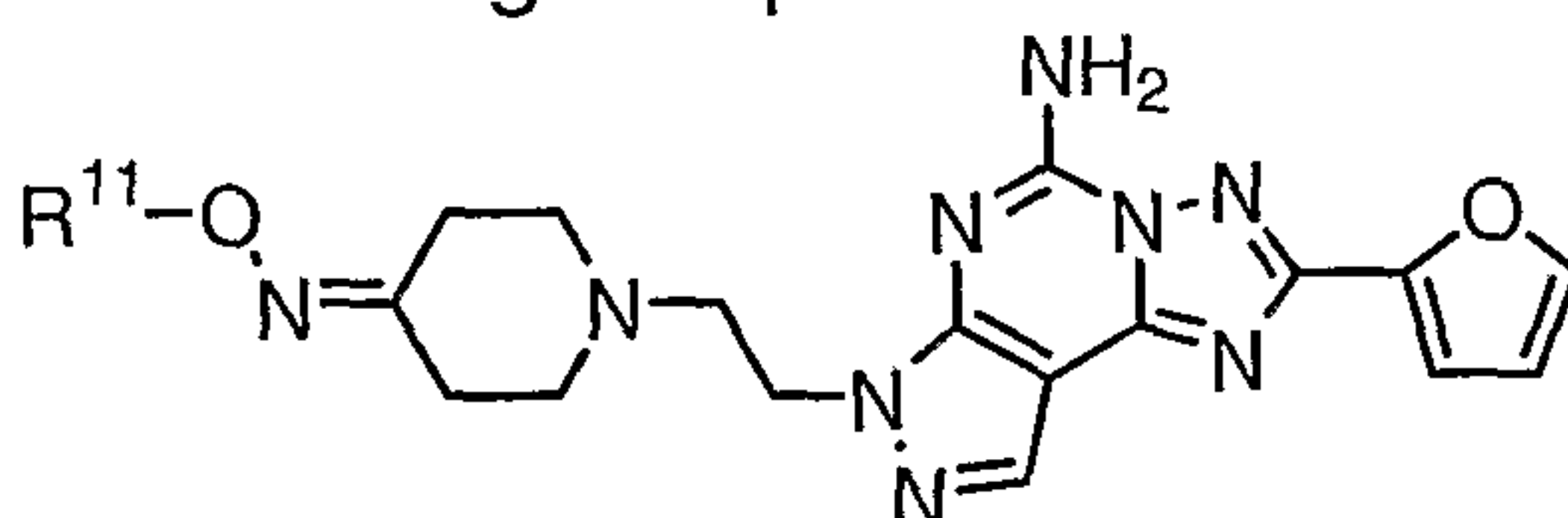
- 20 Step 1: Combine 1,4-dioxo-8-azaspiro(4,5)decane (0.48 ml, 3.8 mmol) with the product of Preparation 2 (0.66 g, 1.5 mmol) in DMF (10 ml). Heat at 90 °C for 16 h, allow to cool, filter and wash with CH_3OH to give off-white solid, MS: $m/e 411$ ($M+1$).

- 46 -

Step 2: Heat the product of Step 1 (0.476 g, 1.16 mmol) in acetone (10 ml) and 5% HCl (10 ml) at 100 °C for 16 h. Cool, neutralize with sat. NaHCO₃, and extract with 10% CH₃OH in CH₂Cl₂. Dry (MgSO₄), concentrate and chromatograph on silica with CH₃OH-CH₂Cl₂ to obtain the ketone as a white powder, MS: *m/e* 367 (M+1).

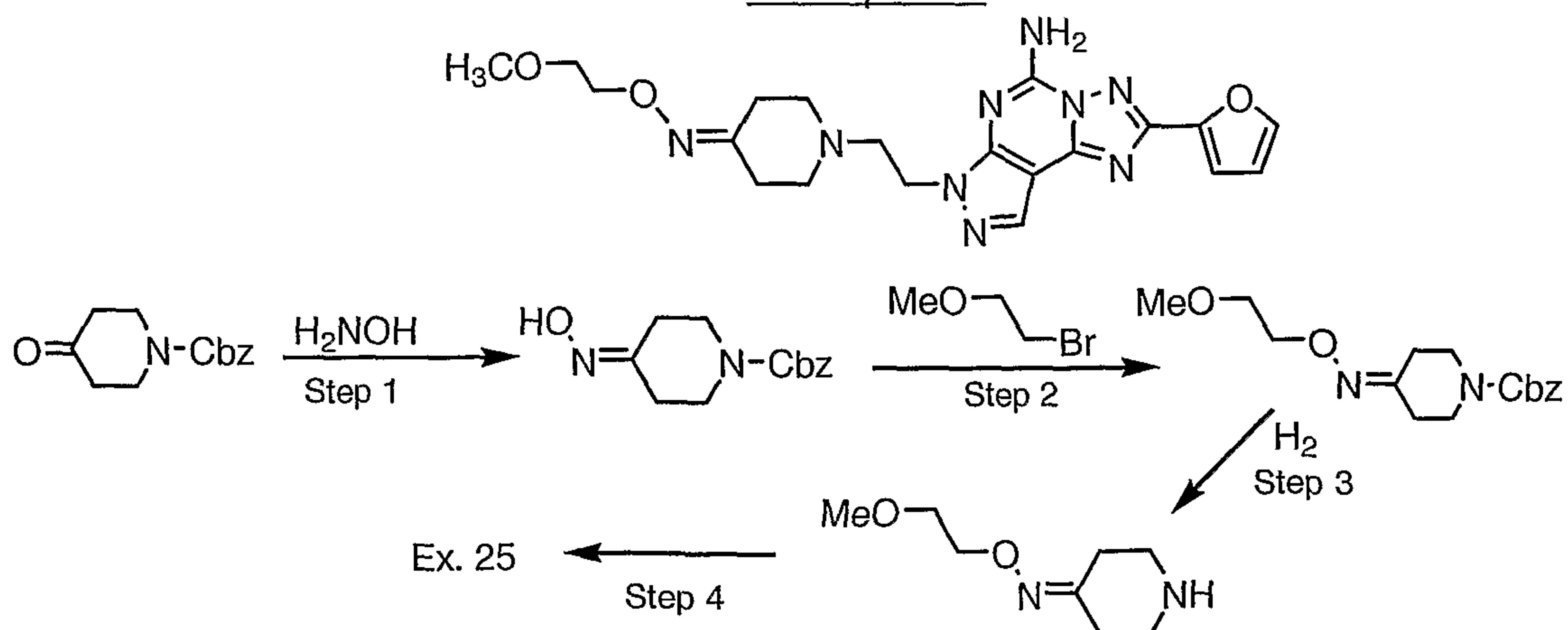
5 Step 3: Combine the product of Step 2 (0.050 g, 0.13 mmol) with *O*-methylhydroxylamine hydrochloride (0.033 g, 0.39 mmol) in pyridine (3 ml). Stir for 16 h and concentrate. Partition between NaHCO₃ (sat.) and 5% CH₃OH in CH₂Cl₂. Dry (MgSO₄), concentrate and chromatograph on silica with 5% CH₃OH-CH₂Cl₂ to obtain the title compound as a white solid, MS: *m/e* 396 (M+1).

10 Similarly prepare the following compounds:



Example	R ¹¹	MS, <i>m/e</i>
24-2	-CH ₂ CH ₃	410
24-3	-CH ₂ CH ₂ CH ₃	424
24-4	-CH ₂ CHCH ₂	422
24-5	-C(CH ₃) ₃	438
24-3	-C ₆ H ₅	458
24-4	-CH ₂ C ₆ H ₅	472

Example 25



15

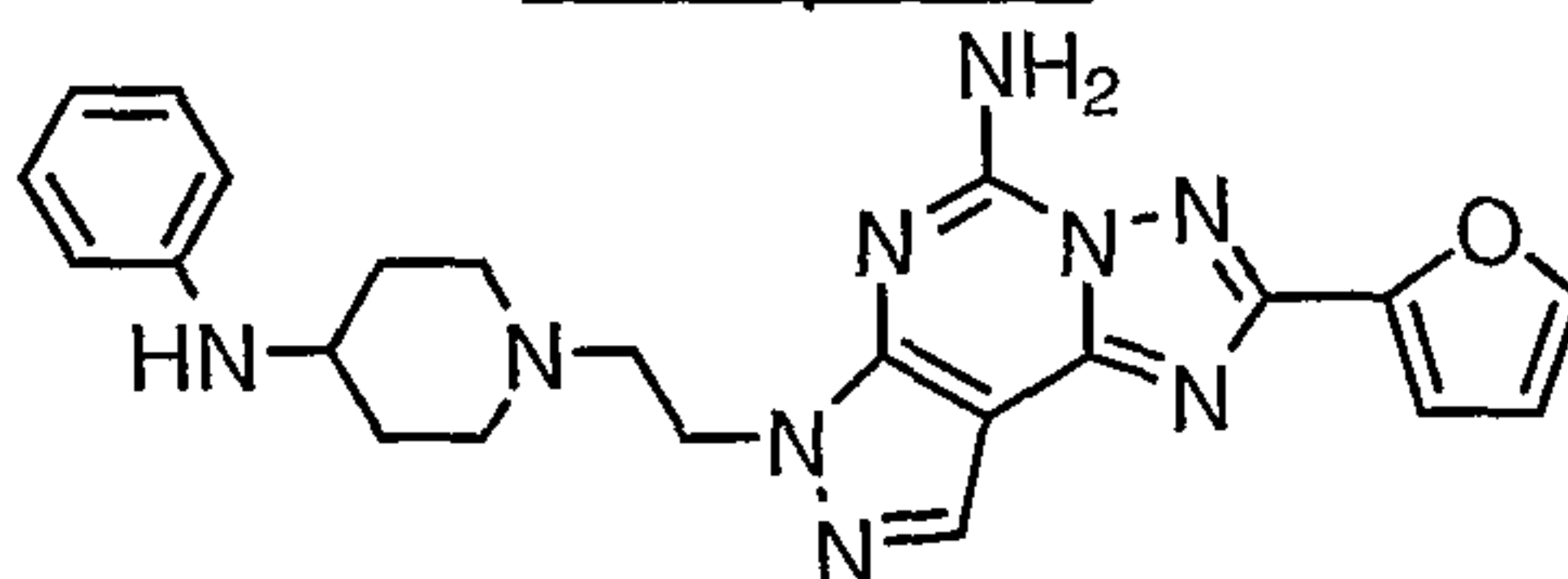
Step 1: Combine benzyl 4-oxo-1-piperidinecarboxylate (1.0 g, 4.3mmol) with H₂NOH·HCl (0.89 g, 13 mmol) in pyridine (5 ml). Stir 16 h and concentrate. Partition between NaHCO₃ (sat.) and EtOAc, dry (MgSO₄) and concentrate to give the oxime.

- 47 -

Step 2: Combine the product of Step 1 (0.44 g, 1.8 mmol) with 2-bromoethyl methyl ether (0.20 ml, 2.2 mmol) and NaH (0.10 g, 2.7 mmol) in DMF (8 ml). Stir 16 h and concentrate. Partition between NH_4Cl (sat.) and ether, dry (MgSO_4), and concentrate. Chromatograph the residue on silica with 20% EtOAc–hexane to obtain the alkylated oxime.

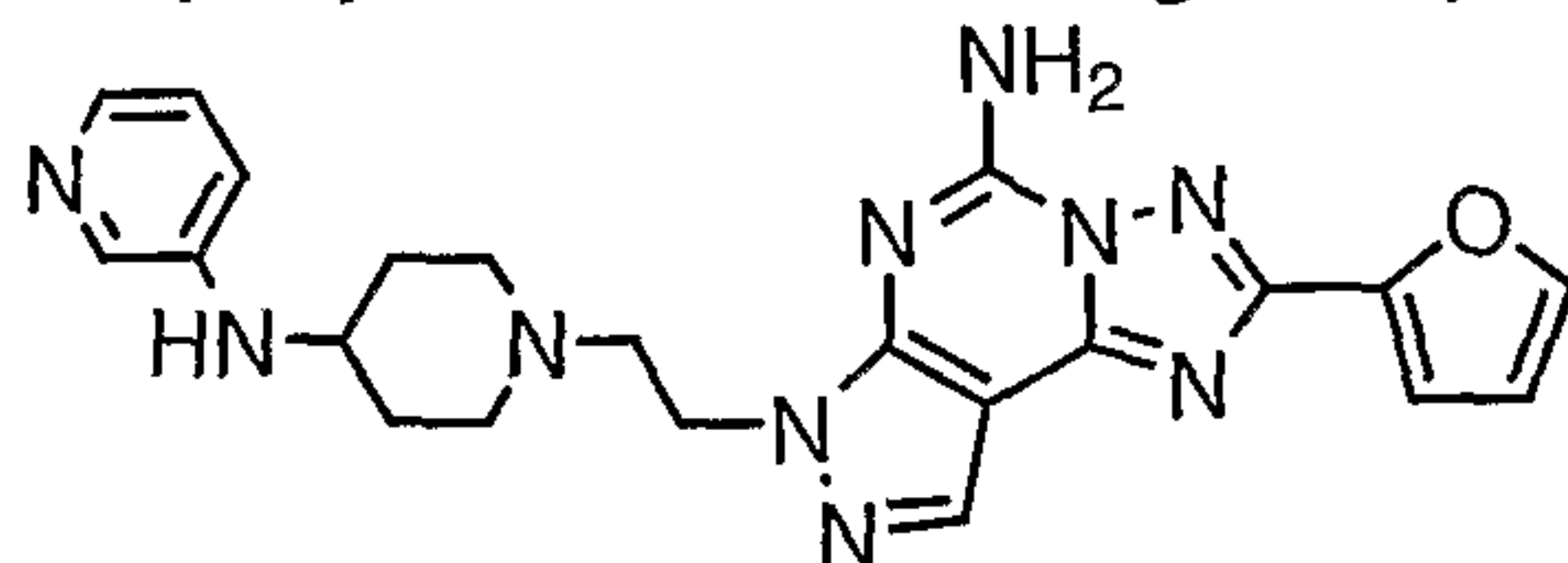
Step 3: Stir the product of Step 2 (0.45 g, 1.47 mmol) over 5% Pd/C (0.045 g) in EtOAc (25 ml) under H_2 for 6 h. Filter and concentrate to obtain the amine.

Step 4: Treat the amine of Step 3 with the product of Preparation 2 as in Example 24, Step 1, to obtain the title compound as a white solid, MS: m/e 440 ($\text{M}+1$).

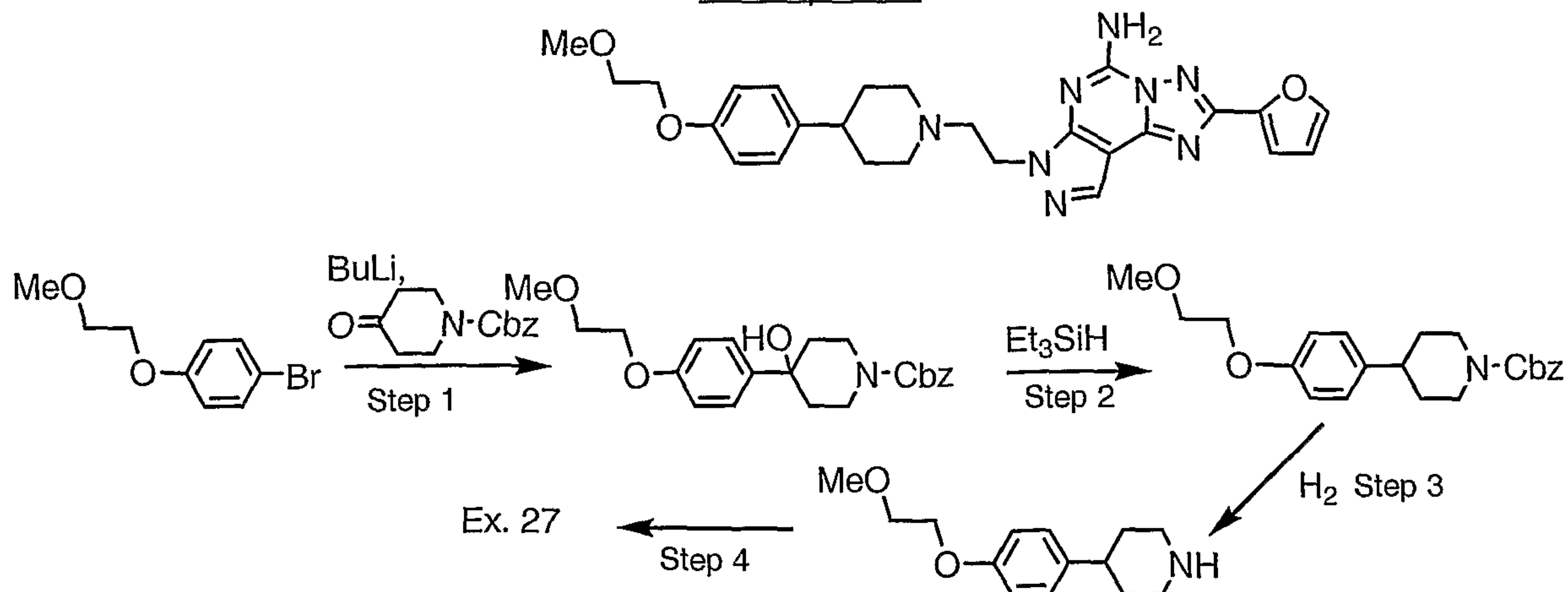
Example 26

Add sodium triacetoxyborohydride (0.083 g, 0.39 mmol) to a mixture of the product of Example 24, Step 2 (0.050 g, 0.13 mmol), aniline (0.035 ml, 0.39 mmol), and AcOH (0.045 ml, 0.78 mmol) in dichloroethane (3 ml). Stir 16 h and partition between NaHCO_3 (sat.) and 5% CH_3OH in CH_2Cl_2 . Dry (MgSO_4) and concentrate. Chromatograph (5% CH_3OH – CH_2Cl_2) to obtain the title compound as a white solid, MS: m/e 444 ($\text{M}+1$).

In similar fashion, prepare the following compound, MS: m/e 445 ($\text{M}+1$).



EX. 26-2

Example 27

- 48 -

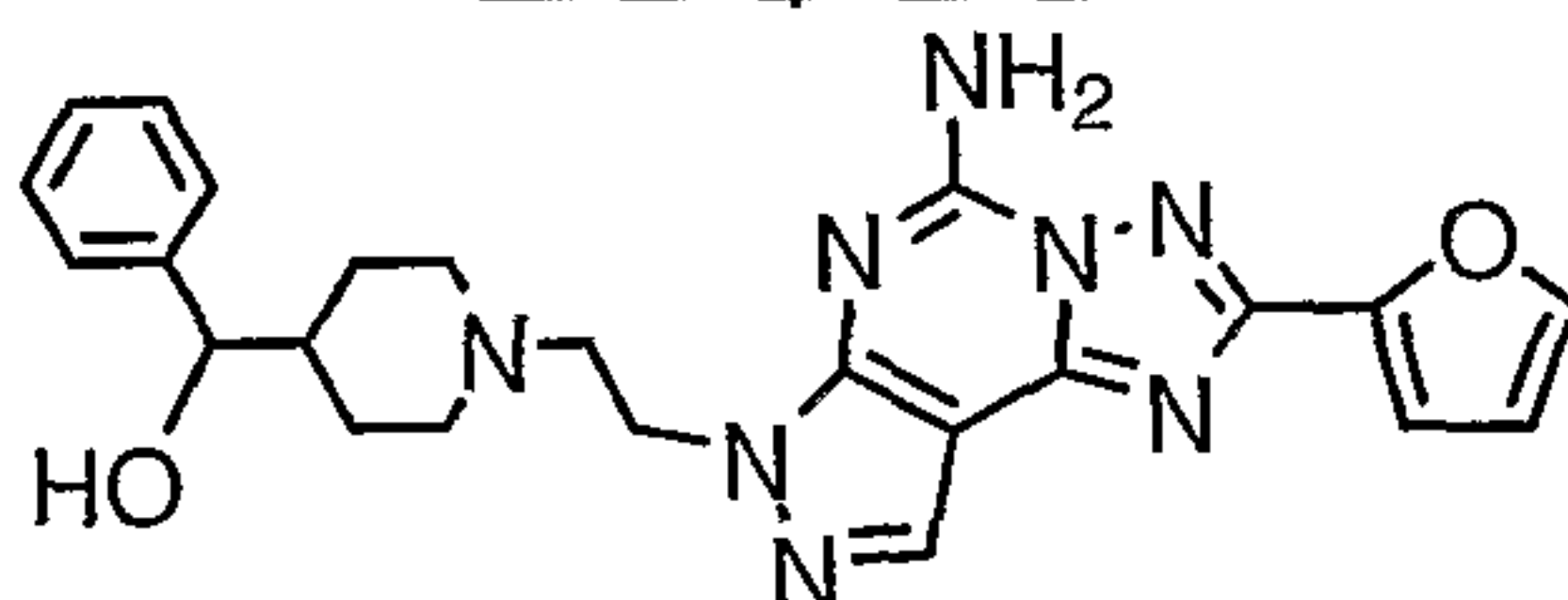
Step 1: Combine 4-bromophenol (3.46 g, 20.0 mmol) with 2-bromoethyl methyl ether (2.82 ml, 30.0 mmol) and K_2CO_3 (8.30 g, 60.0 mmol) in acetone (50 ml). Heat at reflux 16 h, cool, filter, and concentrate. Chromatograph on silica with 5% EtOAc/hexane to give the ether as a clear oil. To this ether (2.73 g, 11.8 mmol) in dry THF (50 ml) at $-78^\circ C$ add *n*-BuLi (1.6 M in hexane, 7.4 ml, 11.8 mmol). Stir for 10 min. and add a solution of benzyl 4-oxo-1-piperidinecarboxylate (2.5 g, 10.7 mmol) in dry THF (5 ml). Stir for 2 h and allow to warm. Partition between sat. NH_4Cl and EtOAc, dry ($MgSO_4$) and concentrate. Chromatograph on silica with EtOAc/hexane (20:80, then 40:60) to obtain the alcohol.

Step 2: To a solution of the product of Step 1 (0.386 g, 1.0 mmol) and triethylsilane (0.80 ml, 5.0 mmol) in dry CH_2Cl_2 (10 ml) at $-78^\circ C$ add trifluoroacetic acid (0.38 ml, 5.0 mmol). Allow to warm over 2 h and partition between sat. $NaHCO_3$ and CH_2Cl_2 . Dry ($MgSO_4$) and concentrate. Chromatograph on silica with 20% EtOAc/hexane to obtain the reduction product, MS: *m/e* 370 ($M+1$).

Step 3: Stir the product of Step 2 (0.300 g, 0.758 mmol) over 5% Pd/C (0.030 g) in EtOAc (5 ml) and CH_3OH (5 ml) under H_2 for 2 h. Filter and concentrate to obtain the amine.

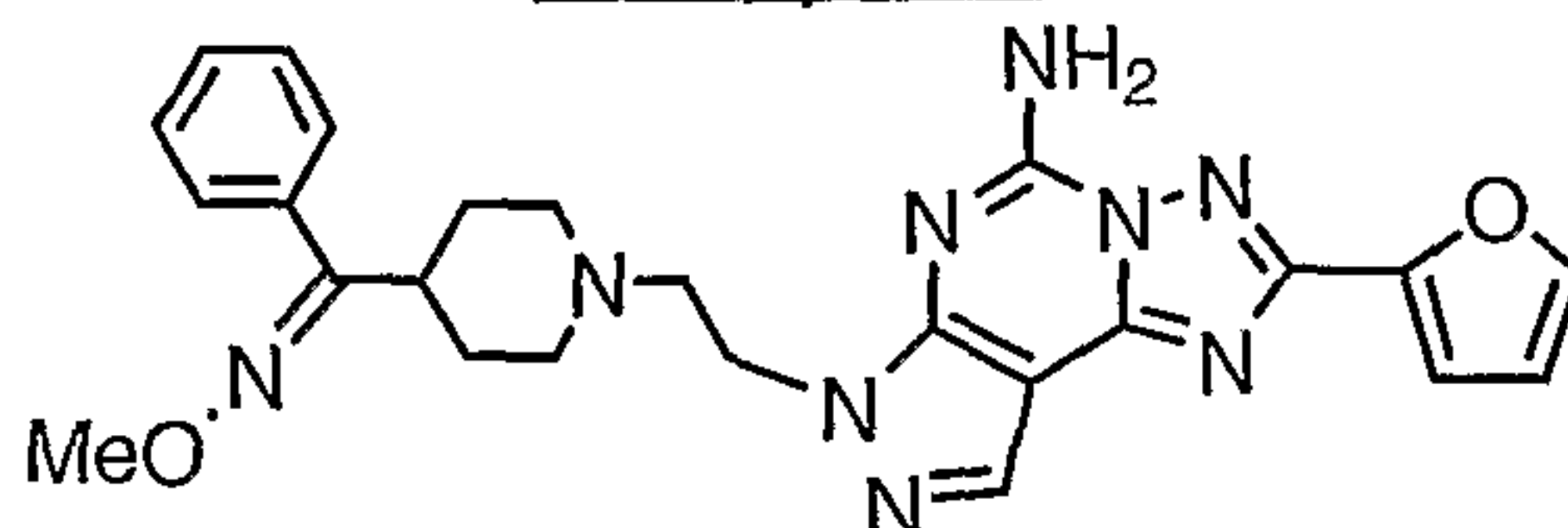
Step 4: Treat the amine of Step 3 with the product of Preparation 2 as in Example 24, Step 1, to obtain the title compound as a white solid, MS: *m/e* 503 ($M+1$).

Example 28



Treat the product of Example 1-145 (0.020 g, 0.044 mmol) in EtOH (0.5 ml) at $0^\circ C$ with sodium borohydride (0.005 g, 0.13 mmol) and with an equal amount again after 0.75 h. After another 0.75 h, partition between CH_2Cl_2 and sat. NH_4Cl . Dry (Na_2SO_4) and concentrate. Purify by PTLC (10% CH_3OH/CH_2Cl_2) to obtain the title compound as a white solid, MS: 459 ($M+1$).

Example 29

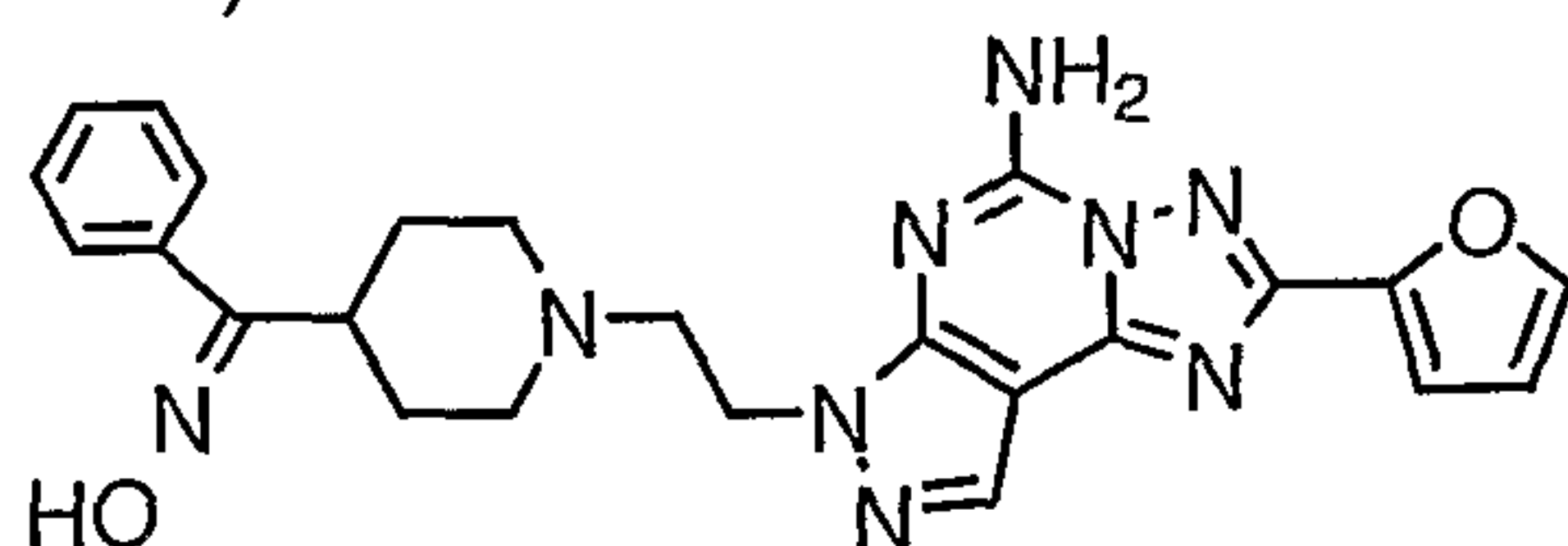


Treat the product of Example 1-145 (0.020 g, 0.044 mmol) in pyridine (0.5 ml) with methoxyamine hydrochloride (0.011 g, 0.13 mmol). Stir 16 h and concentrate. Partition between CH_2Cl_2 and sat. $NaHCO_3$. Dry (Na_2SO_4) and concentrate. Purify by

- 49 -

PTLC (5% CH₃OH/CH₂Cl₂) to obtain the title compound as a white solid, MS: 486 (M+1).

Similarly, prepare the oxime 29-2 as two separated geometric isomers, each a white solid, MS: 472 (M+1).



Ex. 29-2

Because of their adenosine A_{2a} receptor antagonist activity, compounds of the present invention are useful in the treatment of depression, cognitive function diseases and neurodegenerative diseases such as Parkinson's disease, senile dementia as in Alzheimer's disease, and psychoses of organic origin. In particular, the compounds of the present invention can improve motor-impairment due to neurodegenerative diseases such as Parkinson's disease.

The other agents known to be useful in the treatment of Parkinson's disease which can be administered in combination with the compounds of formula I include: L-DOPA; dopaminergic agonists such as quinpirole, ropinirole, pramipexole, pergolide and bromocriptine; MAO-B inhibitors such as deprenyl and selegiline; DOPA decarboxylase inhibitors such as carbidopa and benserazide; and COMT inhibitors such as tolcapone and entacapone. One to three other agents can be used in combination with the compounds of formula I, preferably one.

The pharmacological activity of the compounds of the invention was determined by the following *in vitro* and *in vivo* assays to measure A_{2a} receptor activity.

Human Adenosine A_{2a} and A₁ Receptor Competition Binding Assay Protocol

Membrane sources:

A_{2a}: Human A_{2a} Adenosine Receptor membranes, Catalog #RB-HA2a, Receptor Biology, Inc., Beltsville, MD. Dilute to 17 μg/100 μl in membrane dilution buffer (see below).

Assay Buffers:

Membrane dilution buffer: Dulbecco's Phosphate Buffered Saline (Gibco/BRL) + 10 mM MgCl₂.

Compound Dilution Buffer: Dulbecco's Phosphate Buffered Saline (Gibco/BRL) + 10 mM MgCl₂ supplemented with 1.6 mg/ml methyl cellulose and 16% DMSO.

Prepared fresh daily.

Ligands:

A_{2a}: [3H]-SCH 58261, custom synthesis, AmershamPharmacia Biotech, Piscataway,

- 50 -

NJ. Stock is prepared at 1 nM in membrane dilution buffer. Final assay concentration is 0.5 nM.

A₁: [3H]- DPCPX, AmershamPharmacia Biotech, Piscataway, NJ. Stock is prepared at 2 nM in membrane dilution buffer. Final assay concentration is 1 nM.

5 Non-specific Binding:

A_{2a}: To determine non-specific binding, add 100 nM CGS 15923 (RBI, Natick, MA). Working stock is prepared at 400 nM in compound dilution buffer.

A₁: To determine non-specific binding, add 100 μM NECA (RBI, Natick, MA). Working stock is prepared at 400 μM in compound dilution buffer.

10 Compound Dilution:

Prepare 1 mM stock solutions of compounds in 100% DMSO. Dilute in compound dilution buffer. Test at 10 concentrations ranging from 3 μM to 30 pM. Prepare working solutions at 4X final concentration in compound dilution buffer.

Assay procedure:

15 Perform assays in deep well 96 well plates. Total assay volume is 200 μl. Add 50 μl compound dilution buffer (total ligand binding) or 50 μl CGS 15923 working solution (A_{2a} non-specific binding) or 50 μl NECA working solution (A₁ non-specific binding) or 50 μl of drug working solution. Add 50 μl ligand stock ([3H]-SCH 58261 for A_{2a}, [3H]- DPCPX for A₁). Add 100 μl of diluted membranes containing the
20 appropriate receptor. Mix. Incubate at room temperature for 90 minutes. Harvest using a Brandel cell harvester onto Packard GF/B filter plates. Add 45 μl Microscint 20 (Packard), and count using the Packard TopCount Microscintillation Counter. Determine IC₅₀ values by fitting the displacement curves using an iterative curve fitting program (Excel). Determine Ki values using the Cheng-Prusoff equation.

25 Haloperidol-induced catalepsy in the rat

Male Sprague-Dawley rats (Charles River, Calco, Italy) weighing 175-200 g are used. The cataleptic state is induced by the subcutaneous administration of the dopamine receptor antagonist haloperidol (1 mg/kg, sc), 90 min before testing the animals on the vertical grid test. For this test, the rats are placed on the wire mesh
30 cover of a 25x43 plexiglass cage placed at an angle of about 70 degrees with the bench table. The rat is placed on the grid with all four legs abducted and extended ("frog posture"). The use of such an unnatural posture is essential for the specificity of this test for catalepsy. The time span from placement of the paws until the first complete removal of one paw (*decent latency*) is measured maximally for 120 sec.

35 The selective A_{2A} adenosine antagonists under evaluation are administered orally at doses ranging between 0.03 and 3 mg/kg, 1 and 4 h before scoring the animals.

- 51 -

In separate experiments, the anticataleptic effects of the reference compound, L-DOPA (25, 50 and 100 mg/kg, ip), were determined.

6-OHDA Lesion of the Middle Forebrain Bundle in Rats

5 Adult male Sprague-Dowley rats (Charles River, Calco, Como, Italy), weighing 275-300 g, are used in all experiments. The rats are housed in groups of 4 per cage, with free access to food and water, under controlled temperature and 12 hour light/dark cycle. The day before the surgery the rats are fasted over night with water *ad libitum*.

10 Unilateral 6-hydroxydopamine (6-OHDA) lesion of the middle forebrain bundle is performed according to the method described by Ungerstedt et al. (Brain Research, 1971, 6-OHDA and Catecholamine Neurons, North Holland, Amsterdam, 101-127), with minor changes. Briefly, the animals are anaesthetized with chloral hydrate (400 mg/kg, ip) and treated with desipramine (10 mpk, ip) 30 min prior to 6-OHDA injection
15 in order to block the uptake of the toxin by the noradrenergic terminals. Then, the animals are placed in a stereotaxic frame. The skin over the skull is reflected and the stereotaxic coordinates (-2.2 posterior from bregma (AP), +1.5 lateral from bregma (ML), 7.8 ventral from dura (DV) are taken, according to the atlas of Pellegrino et al (Pellegrino L.J., Pellegrino A.S. and Cushman A.J., A Stereotaxic Atlas of the Rat
20 Brain, 1979, New York: Plenum Press). A burr hole is then placed in the skull over the lesion site and a needle, attached to a Hamilton syringe, is lowered into the left MFB. Then 8 µg 6-OHDA-HCl is dissolved in 4 µl of saline with 0.05% ascorbic acid as antioxidant, and infused at the constant flow rate of 1 µl /1 min using an infusion pump. The needle is withdrawn after additional 5 min and the surgical wound is
25 closed and the animals left to recover for 2 weeks.

Two weeks after the lesion the rats are administered with L-DOPA (50 mg/kg, ip) plus benserazide (25 mg/kg, ip) and selected on the basis of the number of full contralateral turns quantified in the 2 h testing period by automated rotameters (*priming test*). Any rat not showing at least 200 complete turns /2h is not included in
30 the study.

Selected rats receive the test drug 3 days after the priming test (maximal dopamine receptor supersensitivity). The new A_{2A} receptor antagonists are administered orally at dose levels ranging between 0.1 and 3 mg/kg at different time points (i.e., 1, 6, 12 h) before the injection of a subthreshold dose of L-DOPA (4 mpk, ip) plus benserazide (4 mpk, ip) and the evaluation of turning behavior.
35

Using the above test procedures, the following results were obtained for preferred and/or representative compounds of the invention.

- 52 -

Results of the binding assay on compounds of the invention showed A_{2a} K_i values of 0.3 to 57 nM, with preferred compounds showing K_i values between 0.3 and 5.0 nM.

Selectivity is determined by dividing K_i for A1 receptor by K_i for A2a receptor.
5 Preferred compounds of the invention have a selectivity ranging from about 100 to about 2000.

Preferred compounds showed a 50-75% decrease in descent latency when tested orally at 1 mg/kg for anti-cataleptic activity in rats.

10 In the 6-OHDA lesion test, rats dosed orally with 1 mg/kg of the preferred compounds performed 170-440 turns in the two-hour assay period.

In the haloperidol-induced catalepsy test, a combination of sub-threshold amount of a compound of formula I and a sub-threshold amount of L-DOPA showed a significant inhibition of the catalepsy, indicating a synergistic effect. In the 6-OHDA lesion test, test animals administered a combination of a compound of formula I and a
15 sub-threshold amount of L-DOPA demonstrated significantly higher contralateral turning.

For preparing pharmaceutical compositions from the compounds described by this invention, inert, pharmaceutically acceptable carriers can be either solid or liquid. Solid form preparations include powders, tablets, dispersible granules, capsules,
20 cachets and suppositories. The powders and tablets may be comprised of from about 5 to about 70 percent active ingredient. Suitable solid carriers are known in the art, e.g. magnesium carbonate, magnesium stearate, talc, sugar, lactose. Tablets, powders, cachets and capsules can be used as solid dosage forms suitable for oral administration.

25 For preparing suppositories, a low melting wax such as a mixture of fatty acid glycerides or cocoa butter is first melted, and the active ingredient is dispersed homogeneously therein as by stirring. The molten homogeneous mixture is then poured into convenient sized molds, allowed to cool and thereby solidify.

Liquid form preparations include solutions, suspensions and emulsions. As an
30 example may be mentioned water or water-propylene glycol solutions for parenteral injection.

Liquid form preparations may also include solutions for intranasal administration.

35 Aerosol preparations suitable for inhalation may include solutions and solids in powder form, which may be in combination with a pharmaceutically acceptable carrier, such as an inert compressed gas.

- 53 -

Also included are solid form preparations which are intended to be converted, shortly before use, to liquid form preparations for either oral or parenteral administration. Such liquid forms include solutions, suspensions and emulsions.

5 The compounds of the invention may also be deliverable transdermally. The transdermal compositions can take the form of creams, lotions, aerosols and/or emulsions and can be included in a transdermal patch of the matrix or reservoir type as are conventional in the art for this purpose.

Preferably the compound is administered orally.

10 Preferably, the pharmaceutical preparation is in unit dosage form. In such form, the preparation is subdivided into unit doses containing appropriate quantities of the active component, e.g., an effective amount to achieve the desired purpose.

The quantity of active compound of formula I in a unit dose of preparation may be varied or adjusted from about 0.1 mg to 1000 mg, more preferably from about 1 mg to 300 mg, according to the particular application.

15 The actual dosage employed may be varied depending upon the requirements of the patient and the severity of the condition being treated. Determination of the proper dosage for a particular situation is within the skill of the art. Generally, treatment is initiated with smaller dosages which are less than the optimum dose of the compound. Thereafter, the dosage is increased by small increments until the
20 optimum effect under the circumstances is reached. For convenience, the total daily dosage may be divided and administered in portions during the day if desired.

The amount and frequency of administration of the compounds of the invention and the pharmaceutically acceptable salts thereof will be regulated according to the judgment of the attending clinician considering such factors as age, condition and
25 size of the patient as well as severity of the symptoms being treated. A typical recommended dosage regimen for compounds of formula I is oral administration of from 10 mg to 2000 mg/day preferably 10 to 1000 mg/day, in two to four divided doses to provide relief from central nervous system diseases such as Parkinson's disease. The compounds are non-toxic when administered within this dosage range.

30 The doses and dosage regimen of the other agents for treating Parkinson's disease will be determined by the attending clinician, for example in view of the approved doses and dosage regimen in the package insert, taking into consideration the age, sex and condition of the patient and the severity of the disease. It is expected that when the combination of a compound of formula I and another agent is
35 administered, lower doses of the components will be effective compared to the doses of the components administered as monotherapy.

The following are examples of pharmaceutical dosage forms which contain a compound of the invention. Those skilled in the art will recognize that dosage forms

- 54 -

can be modified to contain both a compound of formula I and another agent. The scope of the invention in its pharmaceutical composition aspect is not to be limited by the examples provided.

Pharmaceutical Dosage Form Examples

EXAMPLE A-Tablets

No.	Ingredients	mg/tablet	mg/tablet
1.	Active compound	100	500
2.	Lactose USP	122	113
3.	Corn Starch, Food Grade, as a 10% paste in Purified Water	30	40
4.	Corn Starch, Food Grade	45	40
5.	Magnesium Stearate	<u>3</u>	<u>7</u>
Total		300	700

5

Method of Manufacture

Mix Item Nos. 1 and 2 in a suitable mixer for 10–15 minutes. Granulate the mixture with Item No. 3. Mill the damp granules through a coarse screen (e.g., 1/4", 0.63 cm) if necessary. Dry the damp granules. Screen the dried granules if necessary and mix with Item No. 4 and mix for 10–15 minutes. Add Item No. 5 and mix for 1–3 minutes. Compress the mixture to appropriate size and weigh on a suitable tablet machine.

10

EXAMPLE B-Capsules

No.	Ingredient	mg/capsule	mg/capsule
1.	Active compound	100	500
2.	Lactose USP	106	123
3.	Corn Starch, Food Grade	40	70
4.	Magnesium Stearate NF	<u>7</u>	<u>7</u>
Total		253	700

Method of Manufacture

Mix Item Nos. 1, 2 and 3 in a suitable blender for 10-15 minutes. Add Item No. 4 and mix for 1-3 minutes. Fill the mixture into suitable two-piece hard gelatin capsules on a suitable encapsulating machine.

15

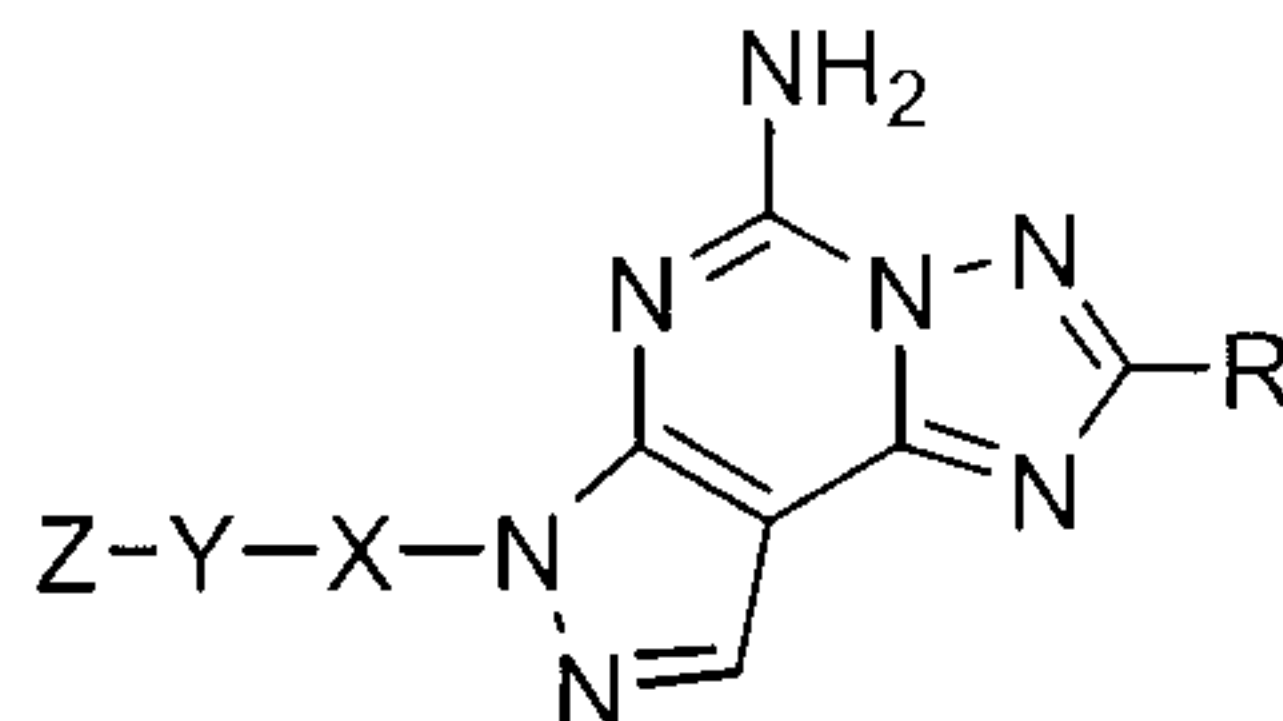
While the present invention has been described in conjunction with the specific embodiments set forth above, many alternatives, modifications and variations thereof will be apparent to those of ordinary skill in the art. All such alternatives, modifications and variations are intended to fall within the spirit and scope of the present invention.

20

- 55 -

Claims:

1. A compound having the structural formula

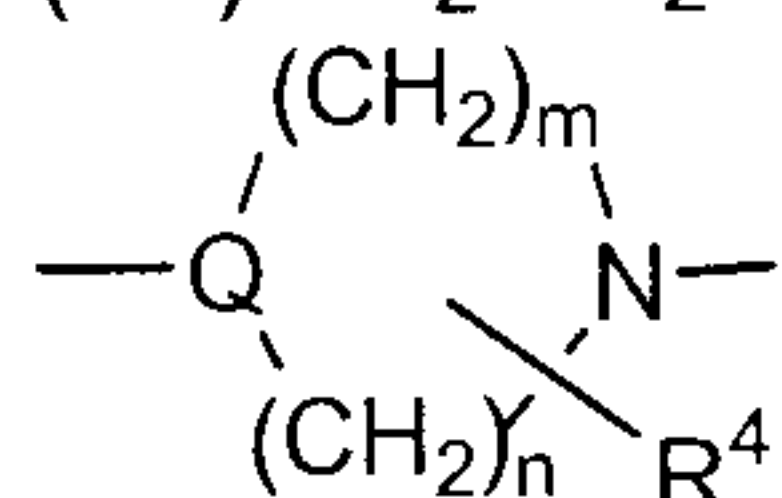


5 or a pharmaceutically acceptable salt thereof, wherein

R is R¹-furanyl, R¹-thienyl, R¹-pyridyl, R¹-pyridyl N-oxide, R¹-oxazolyl, R¹⁰-phenyl, R¹-pyrrolyl or C₄-C₆ cycloalkenyl;

X is C₂-C₆ alkylene or -C(O)CH₂-;

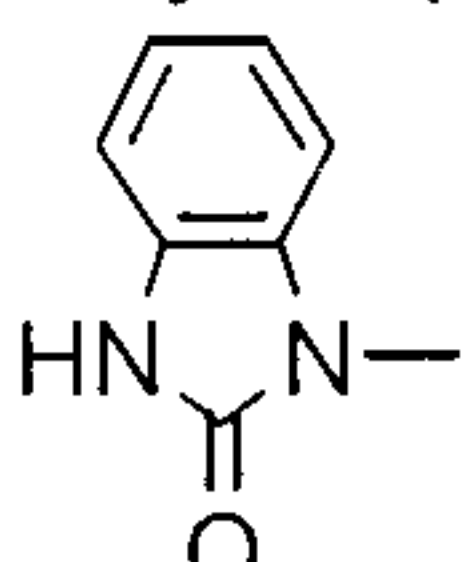
Y is -N(R²)CH₂CH₂N(R³)-, -OCH₂CH₂N(R²)-, -S-, -CH₂S-, -(CH₂)₂-NH-, or

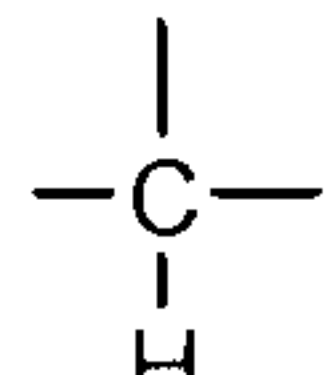


10

and

Z is R⁵-phenyl, R⁵-phenyl(C₁-C₆)alkyl, R⁵-heteroaryl, diphenylmethyl, R⁶-C(O)-,

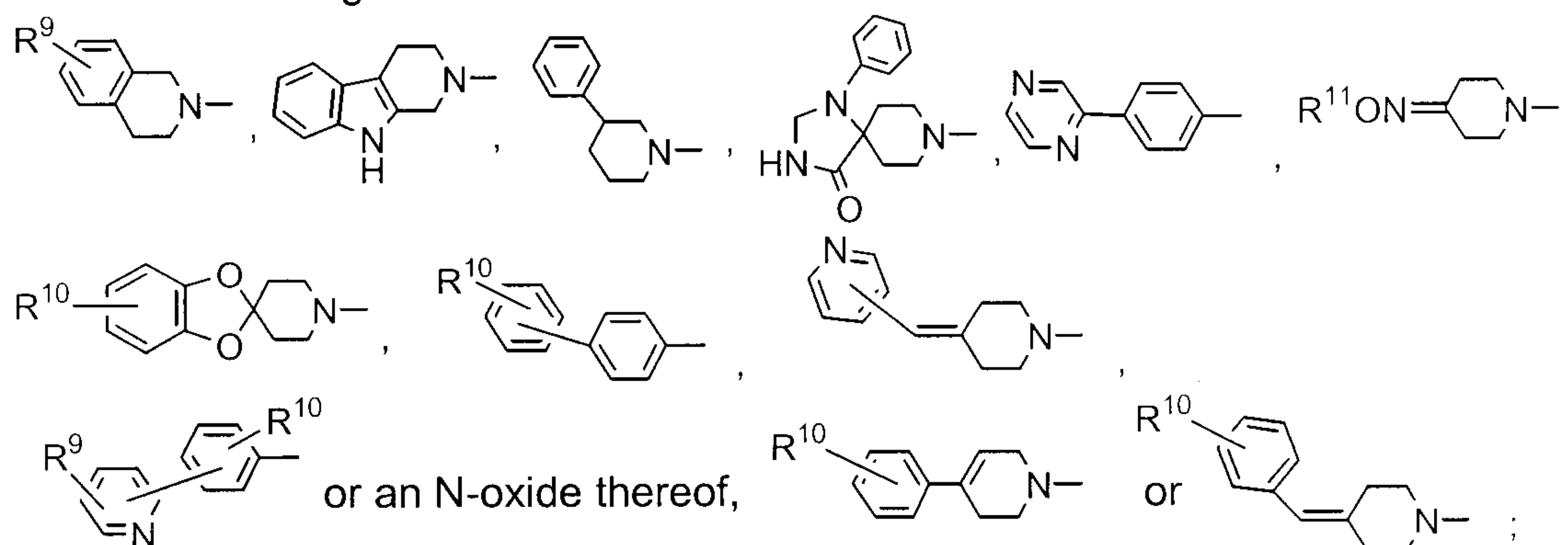
R⁶-SO₂-, R⁶-OC(O)-, R⁷-N(R⁸)-C(O)-, R⁷-N(R⁸)-C(S)-, , phenyl-CH(OH)-, or

phenyl-C(=NOR²)-; or when Q is , Z is also phenylamino or pyridylamino;

15

or

Z and Y together are



R¹ is 1 to 3 substituents independently selected from hydrogen, C₁-C₆-alkyl, -CF₃, halogen, -NO₂, -NR¹²R¹³, C₁-C₆ alkoxy, C₁-C₆ alkylthio, C₁-C₆ alkylsulfinyl, and C₁-C₆ alkylsulfonyl;

20

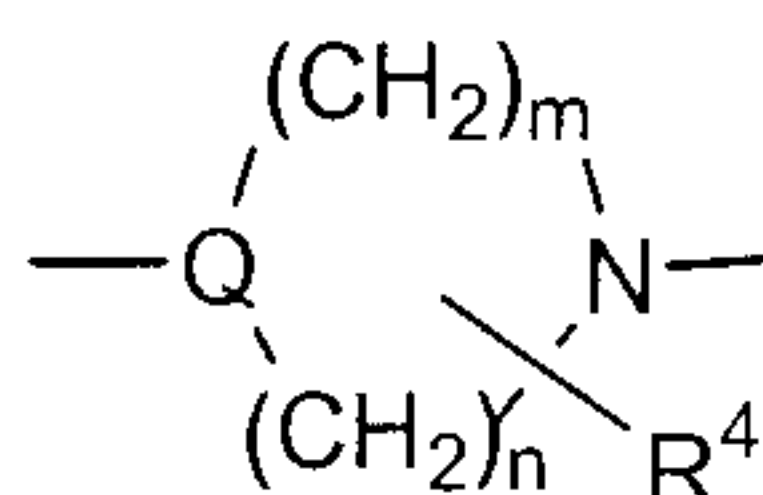
R² and R³ are independently selected from the group consisting of hydrogen and C₁-C₆ alkyl;

- 57 -

2. The compound of claim 1, or a pharmaceutically acceptable salt thereof, wherein R is R¹-furyl.

3. The compound of claim 1 or 2, or a pharmaceutically acceptable salt thereof,
5 wherein X is C₂-C₆ alkylene.

4. The compound of any one of claims 1 to 3, or a pharmaceutically acceptable salt thereof, wherein Y is



10

and R⁴, m and n are as defined in claim 1.

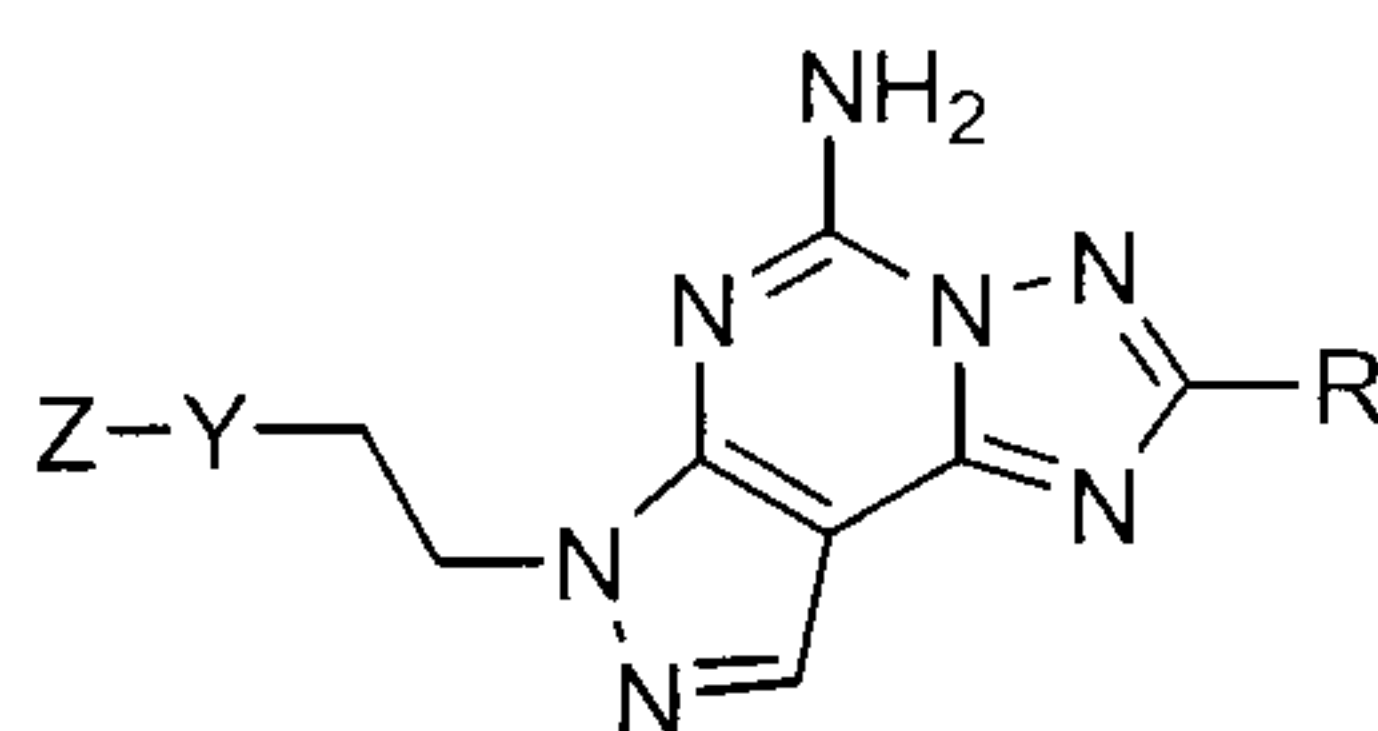
5. The compound of claim 4, or a pharmaceutically acceptable salt thereof,
15 wherein Q is $\begin{array}{c} | \\ \text{---N---} \\ | \end{array}$ or $\begin{array}{c} | \\ \text{---CH---} \\ | \end{array}$, m and n are each 2, and R⁴ is H.

6. The compound of any one of claims 1 to 5, or a pharmaceutically acceptable salt thereof, wherein Z is R⁵-phenyl, R⁵-heteroaryl, R⁶-C(O)- or
20 R⁶-SO₂-.

20

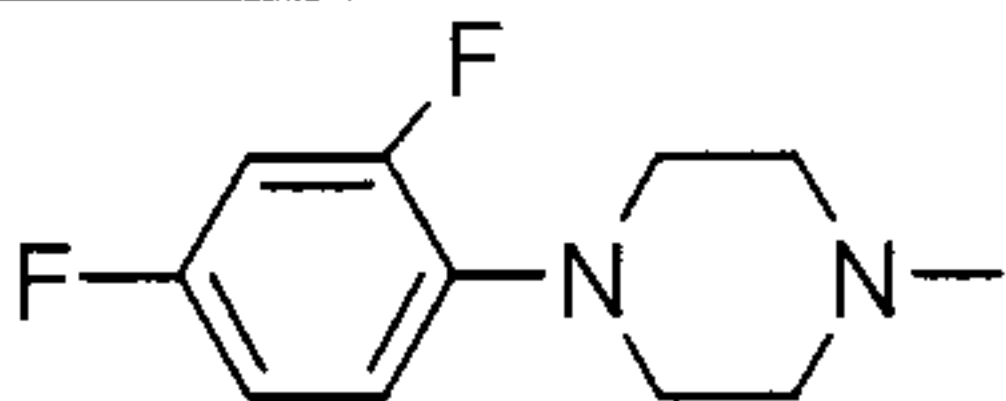
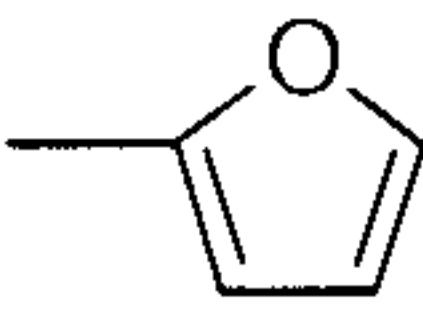
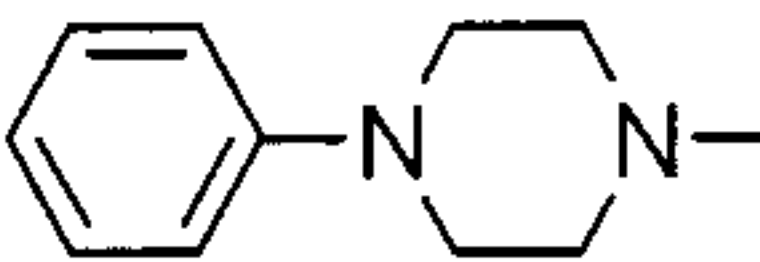
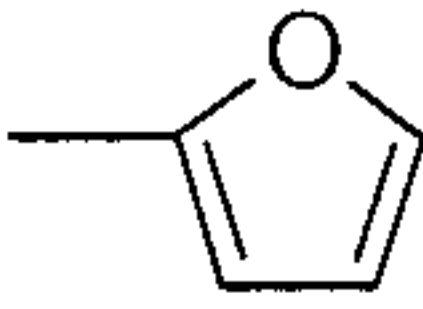
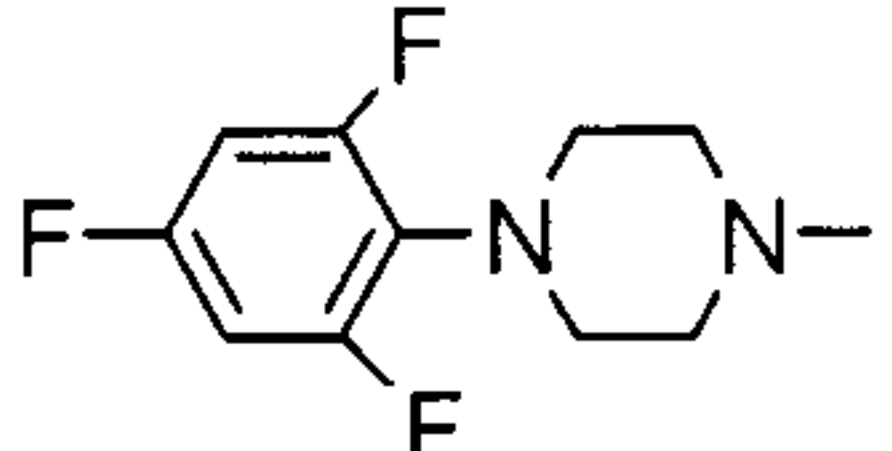
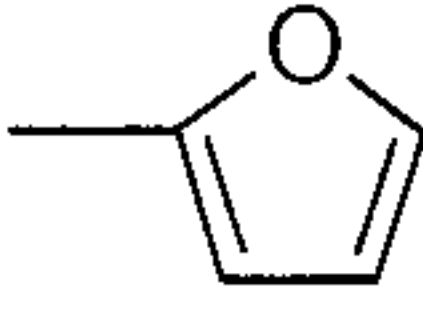
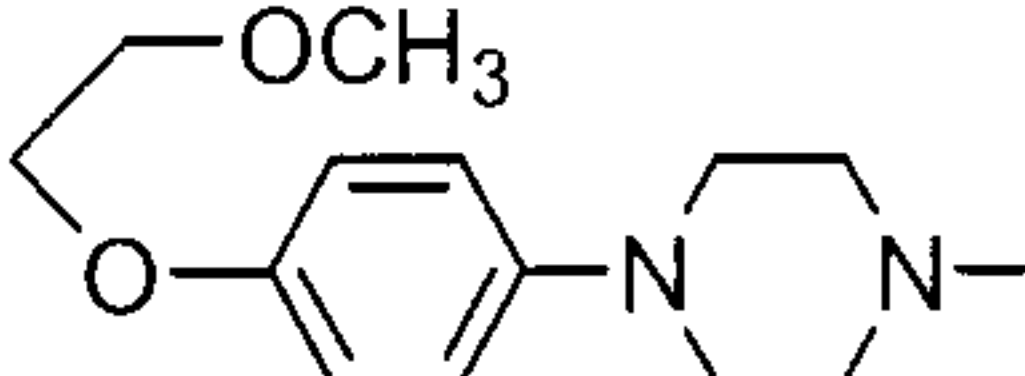
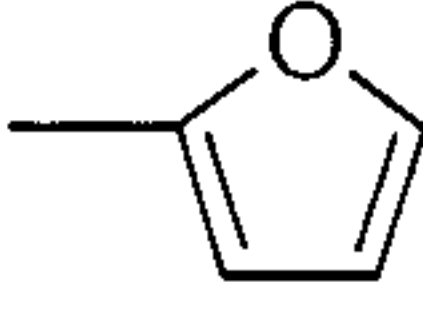
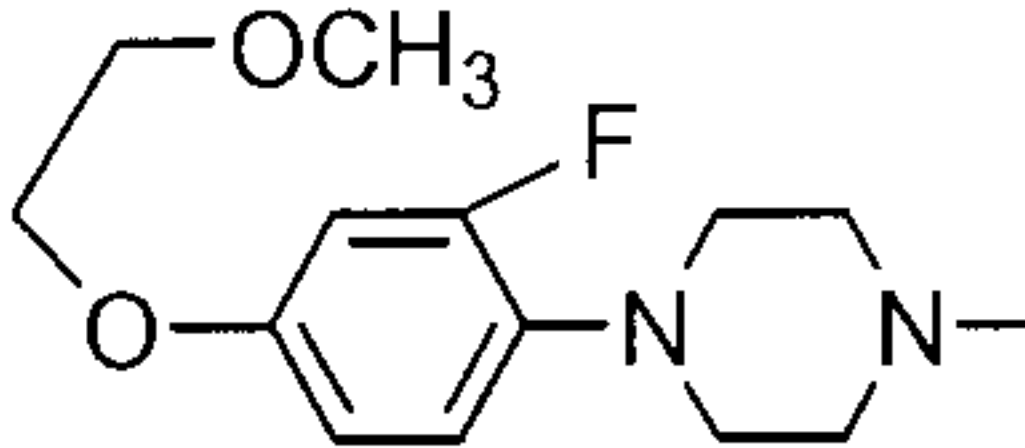
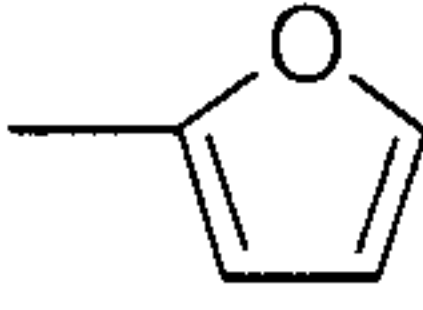
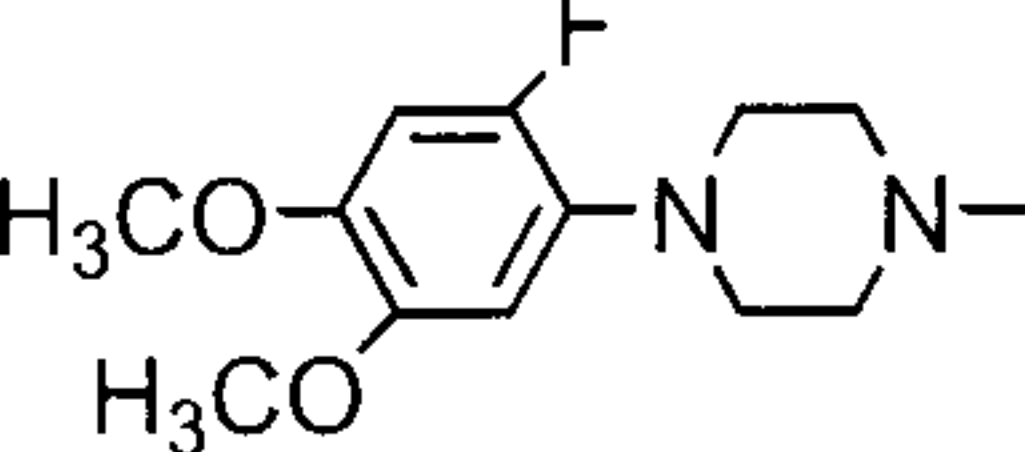
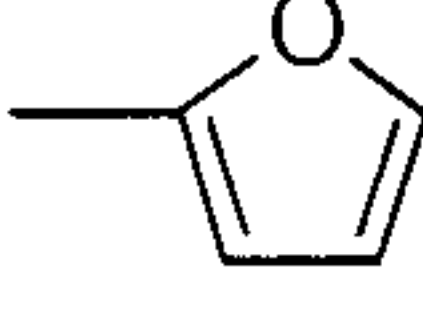
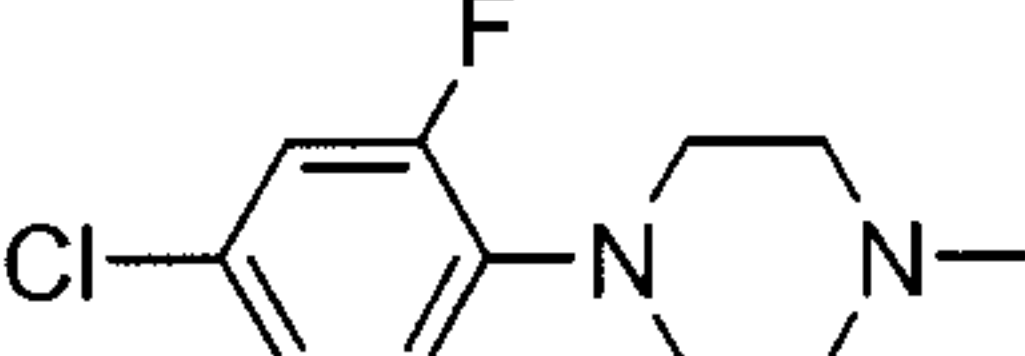
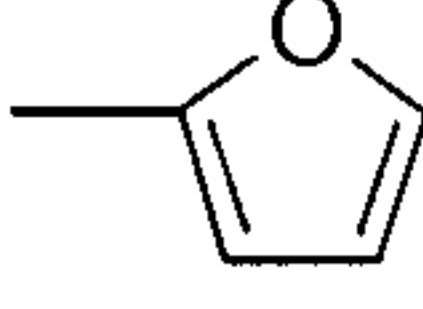
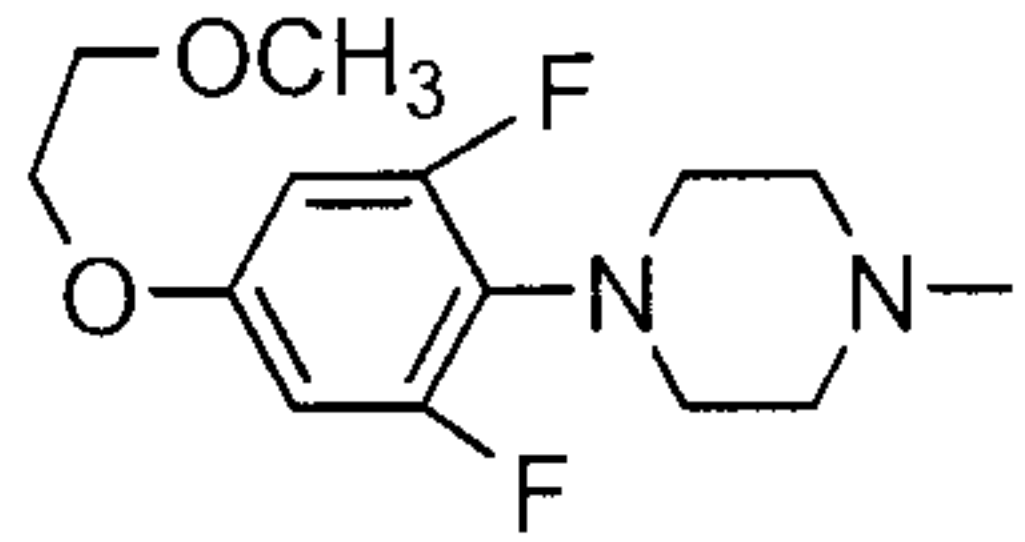
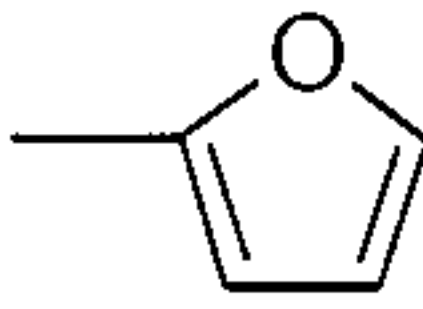
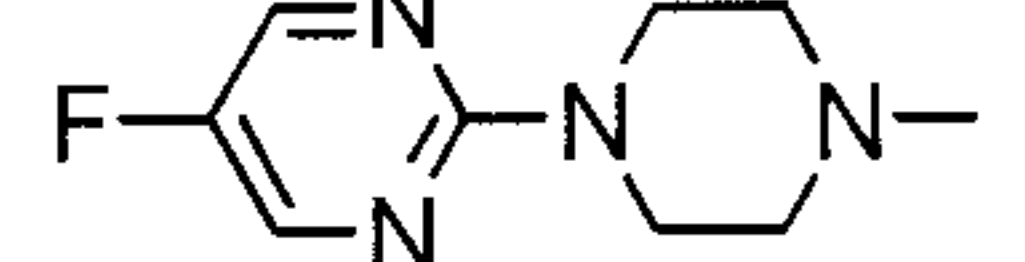
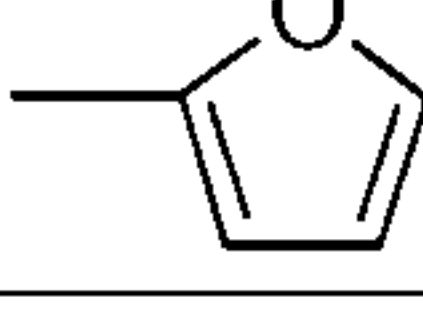
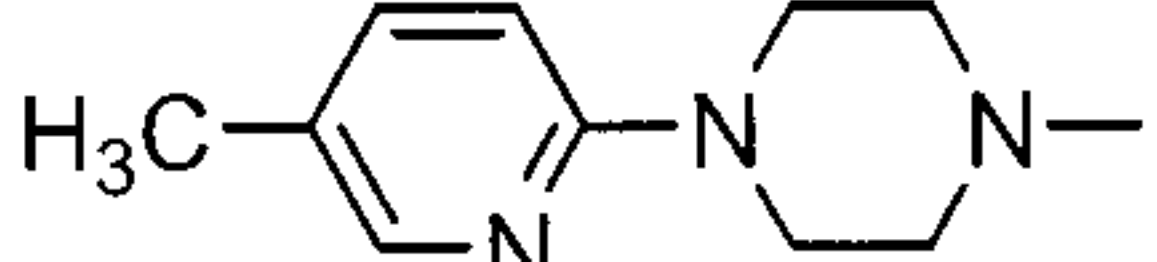
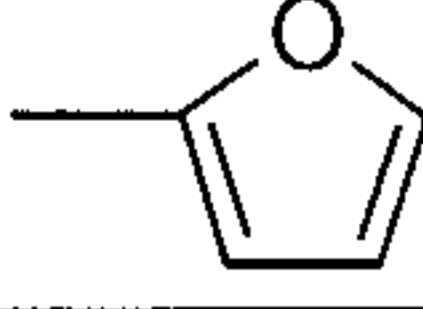
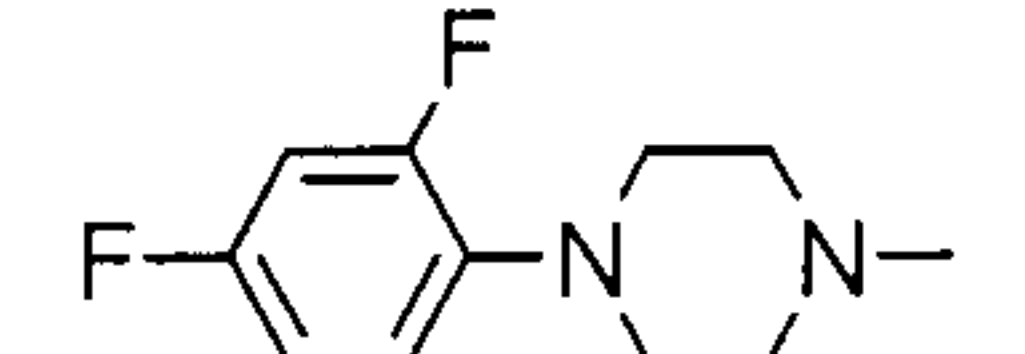
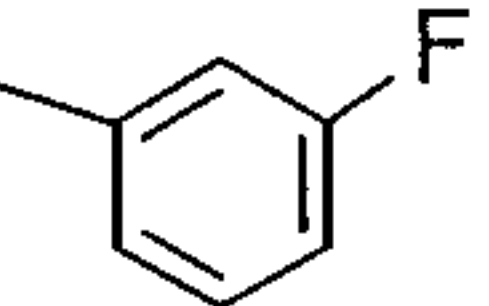
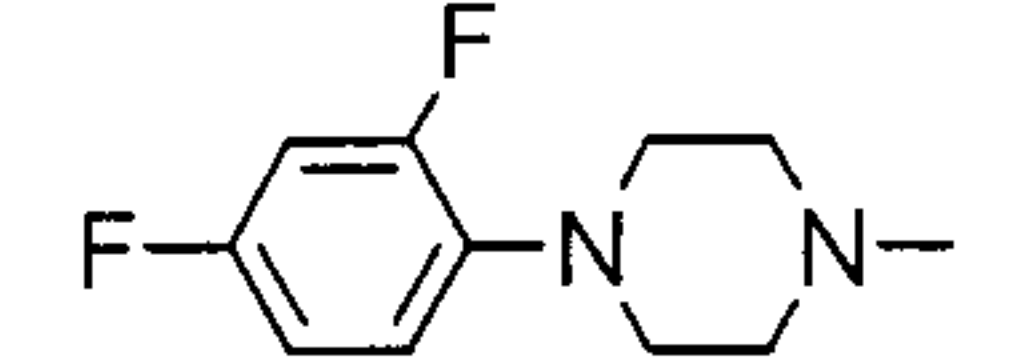
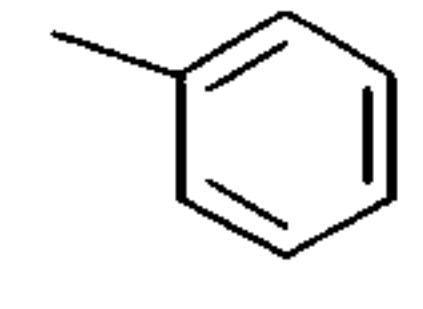
7. The compound of claim 6, or a pharmaceutically acceptable salt thereof, wherein R⁵ is H, halogen, C₁-C₆ alkyl, C₁-C₆ alkoxy, hydroxy(C₁-C₆)alkoxy or (C₁-C₆)alkoxy(C₁-C₆)alkoxy, and R⁶ is R⁵-phenyl.

25 8. The compound of claim 1 selected from the group consisting of compounds of the formula:



- 58 -

wherein R and Z-Y are as defined in the following table:

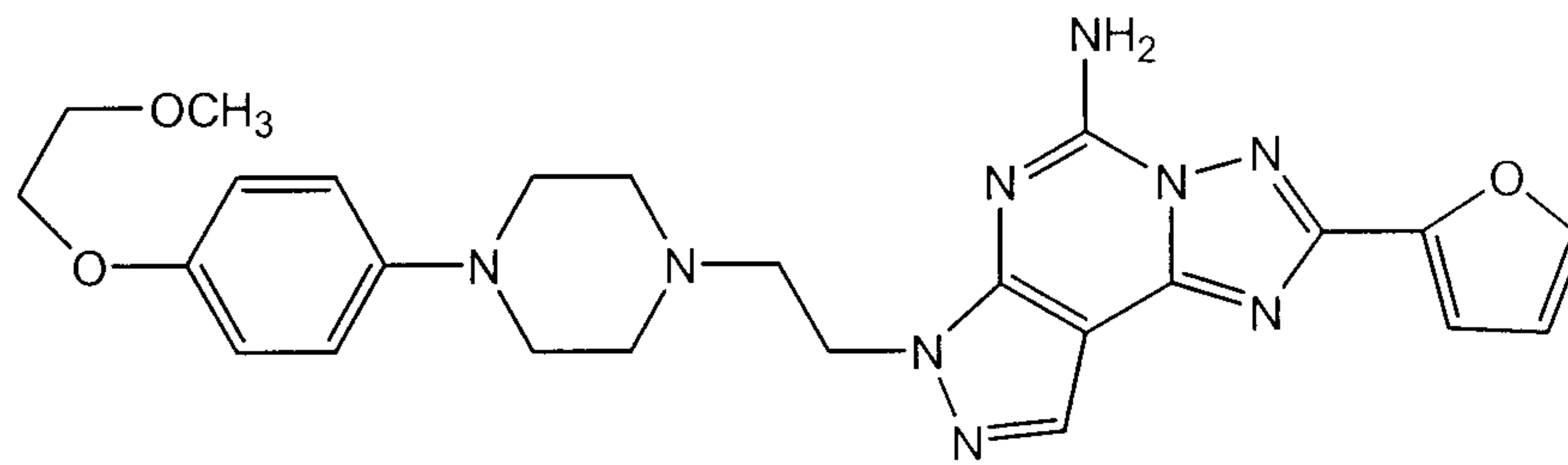
Z-Y-	R
	
	
	
	
	
	
	
	
	
	
	
	

or a pharmaceutically acceptable salt thereof.

5

9. The compound of formula:

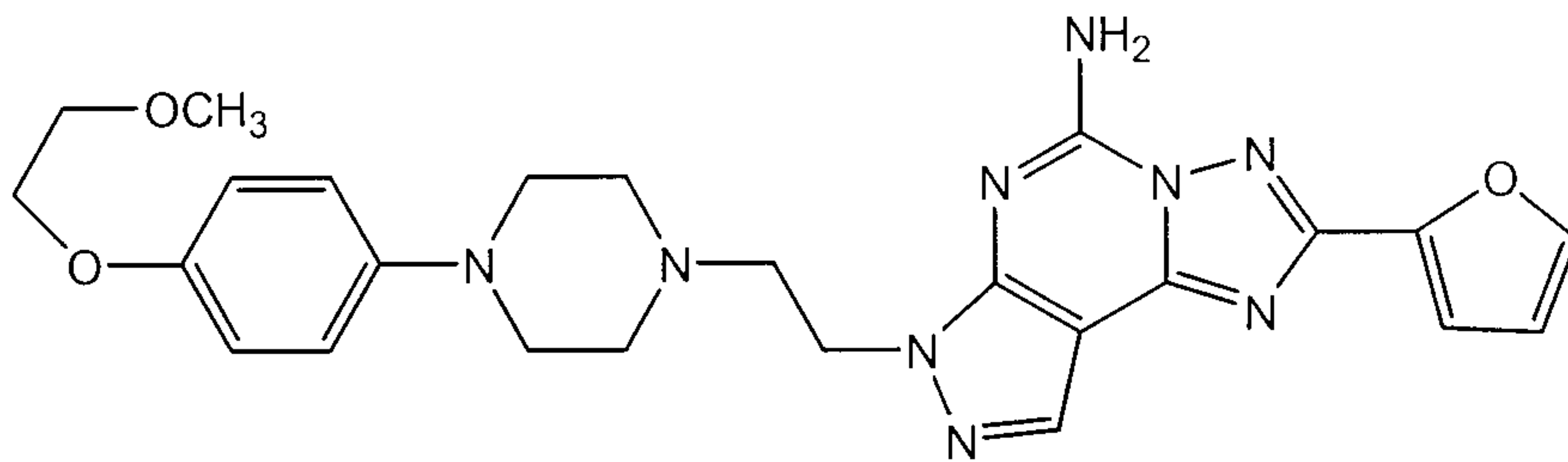
- 59 -



or a pharmaceutically acceptable salt thereof.

5

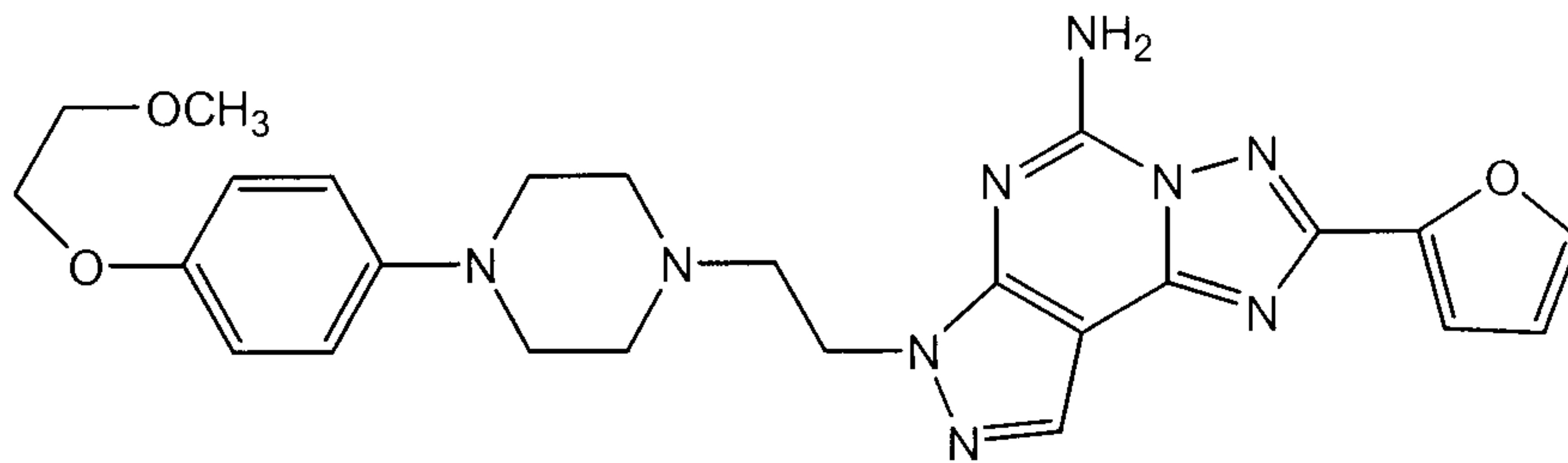
10. The compound of formula:



10

11. A pharmaceutically acceptable salt of the compound having the structural formula:

15



20 12. A pharmaceutical composition comprising a compound of any one of claims 1 to 8, or a pharmaceutically acceptable salt thereof, in a pharmaceutically acceptable carrier.

25 13. A pharmaceutical composition comprising the compound of claim 10, in a pharmaceutically acceptable carrier.

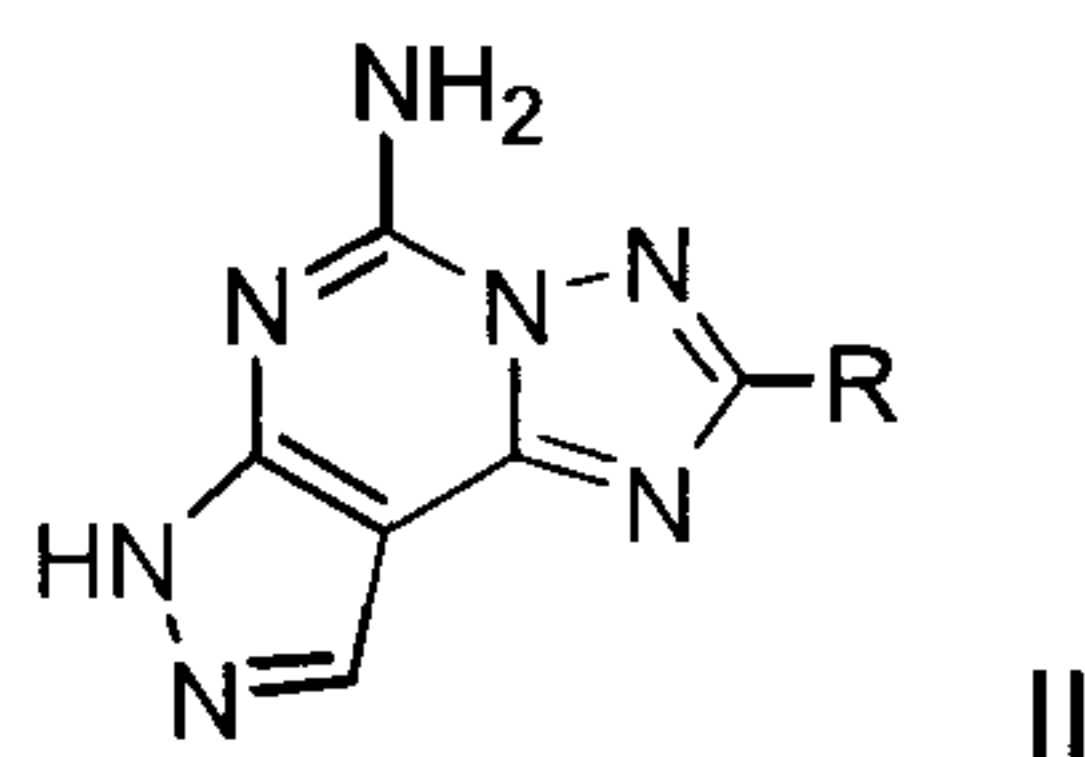
14. A pharmaceutical composition comprising the pharmaceutically acceptable salt of claim 11, in a pharmaceutically acceptable carrier.

30 15. A pharmaceutical composition of any one of claims 9 to 14, for treating depression, cognitive diseases, neurodegenerative diseases, or stroke.

- 60 -

16. The use of the compound of any one of claims 1 to 8, or a pharmaceutically acceptable salt thereof, for the preparation of a medicament for treating depression, cognitive diseases, neurodegenerative diseases, or stroke.
- 5
17. The use of the compound of claim 10, for the preparation of a medicament for treating depression, cognitive diseases, neurodegenerative diseases, or stroke.
18. The use of the pharmaceutically acceptable salt of claim 11, for the preparation
10 of a medicament for treating depression, cognitive diseases, neurodegenerative diseases, or stroke.
19. The compound of any one of claims 1 to 8, or a pharmaceutically acceptable salt thereof, for use in treating depression, cognitive diseases, neurodegenerative
15 diseases, or stroke.
20. The compound of claim 10, for use in treating depression, cognitive diseases, neurodegenerative diseases, or stroke.
- 20 21. The pharmaceutically acceptable salt of claim 11, for use in treating depression, cognitive diseases, neurodegenerative diseases, or stroke.
22. A pharmaceutical composition comprising a therapeutically effective amount of a compound of any one of claims 1 to 9, or a pharmaceutically acceptable salt
25 thereof, in combination with 1 to 3 other agents useful in the treatment of Parkinson's disease, in association with a pharmaceutically acceptable carrier.
23. The use of a compound of any one of claims 1 to 9, or a pharmaceutically acceptable salt thereof, in combination with 1 to 3 other agents useful in the treatment
30 of Parkinson's disease for the preparation of a medicament for treating Parkinson's disease.
24. An adenosine A_{2a} receptor antagonist pharmaceutical composition comprising a compound of any one of claims 1 to 9, or a pharmaceutically acceptable salt thereof,
35 in association with a pharmaceutically acceptable carrier.
25. A process of preparing a compound of formula II

- 61 -



wherein R is R¹-furanyl, R¹-thienyl, R¹-pyridyl, R¹-pyridyl N-oxide, R¹-oxazolyl, R¹⁰-phenyl, R¹-pyrrolyl or C₄-C₆ cycloalkenyl; and

R¹ is 1 to 3 substituents independently selected from hydrogen, C₁-C₆-alkyl, -CF₃, halogen, -NO₂, -NR¹²R¹³, C₁-C₆ alkoxy, C₁-C₆ alkylthio, C₁-C₆ alkylsulfinyl, and C₁-C₆ alkylsulfonyl;

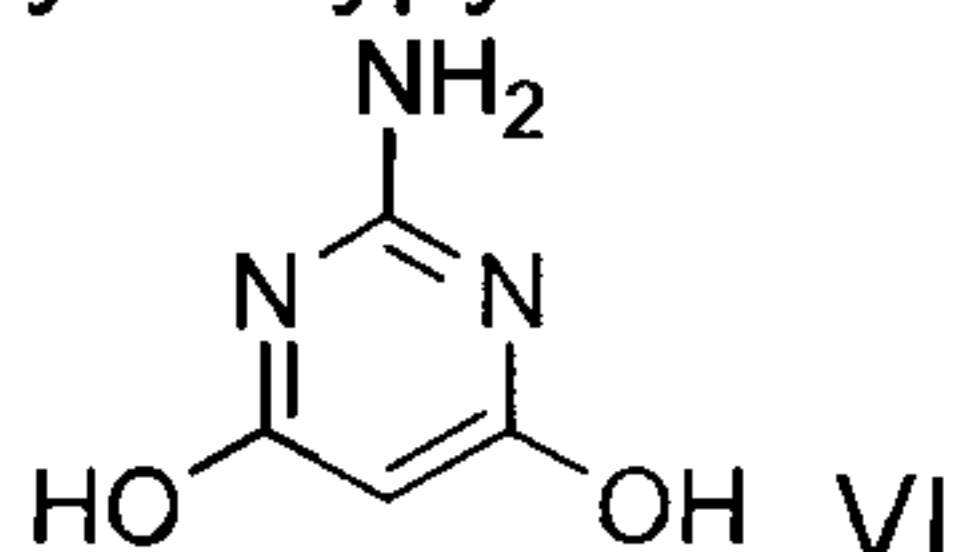
R¹⁰ is 1 to 5 substituents independently selected from the group consisting of hydrogen, halogen, C₁-C₆ alkyl, hydroxy, C₁-C₆ alkoxy, -CN, -NH₂, C₁-C₆alkylamino, di-((C₁-C₆)alkyl)amino, -CF₃, -OCF₃ and -S(O)₀₋₂(C₁-C₆)alkyl;

R¹² is H or C₁-C₆ alkyl; and

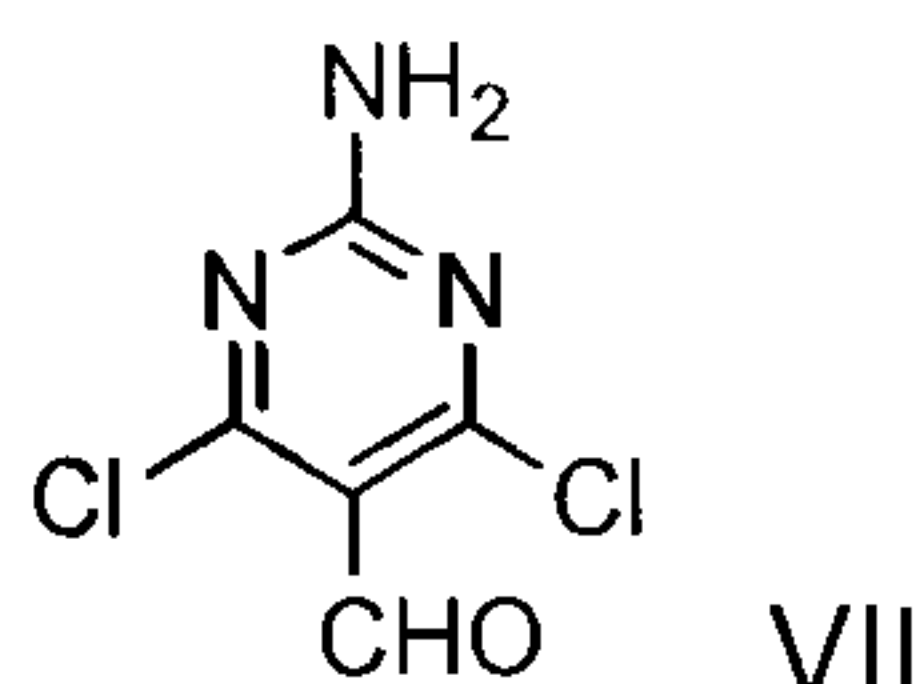
R¹³ is (C₁-C₆)alkyl-C(O)- or (C₁-C₆)alkyl-SO₂-;

comprising

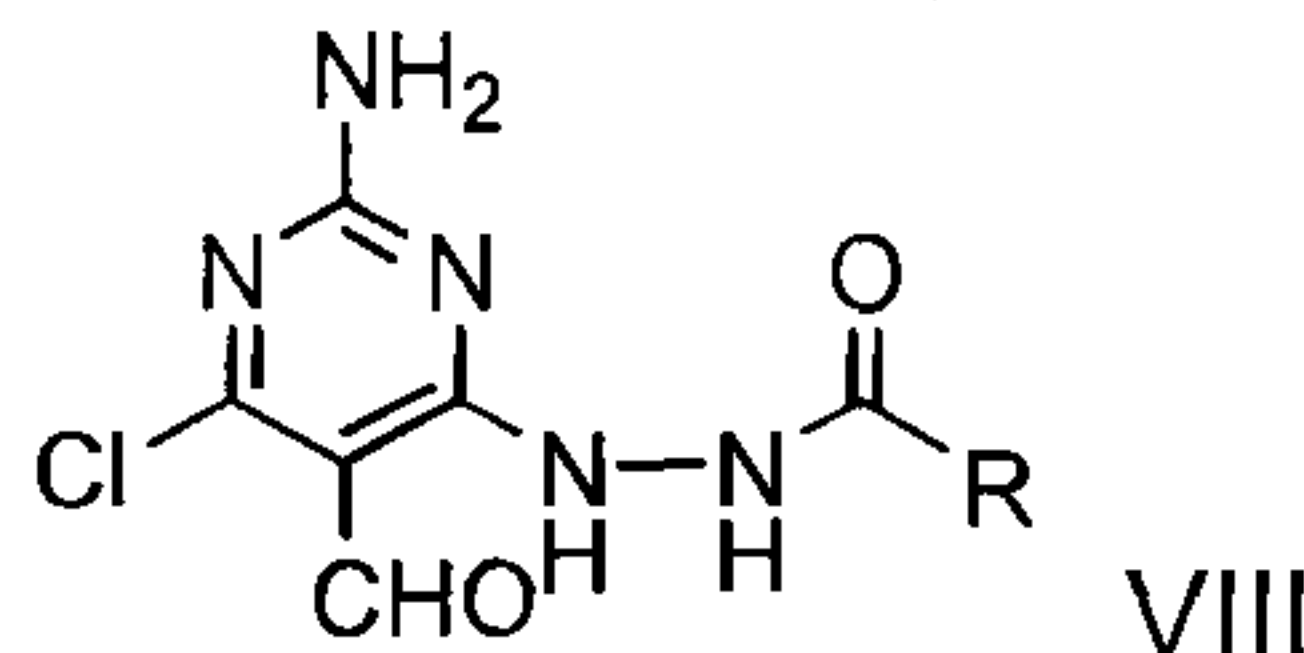
(1) treating 2-amino-4,6-dihydroxypyrimidine



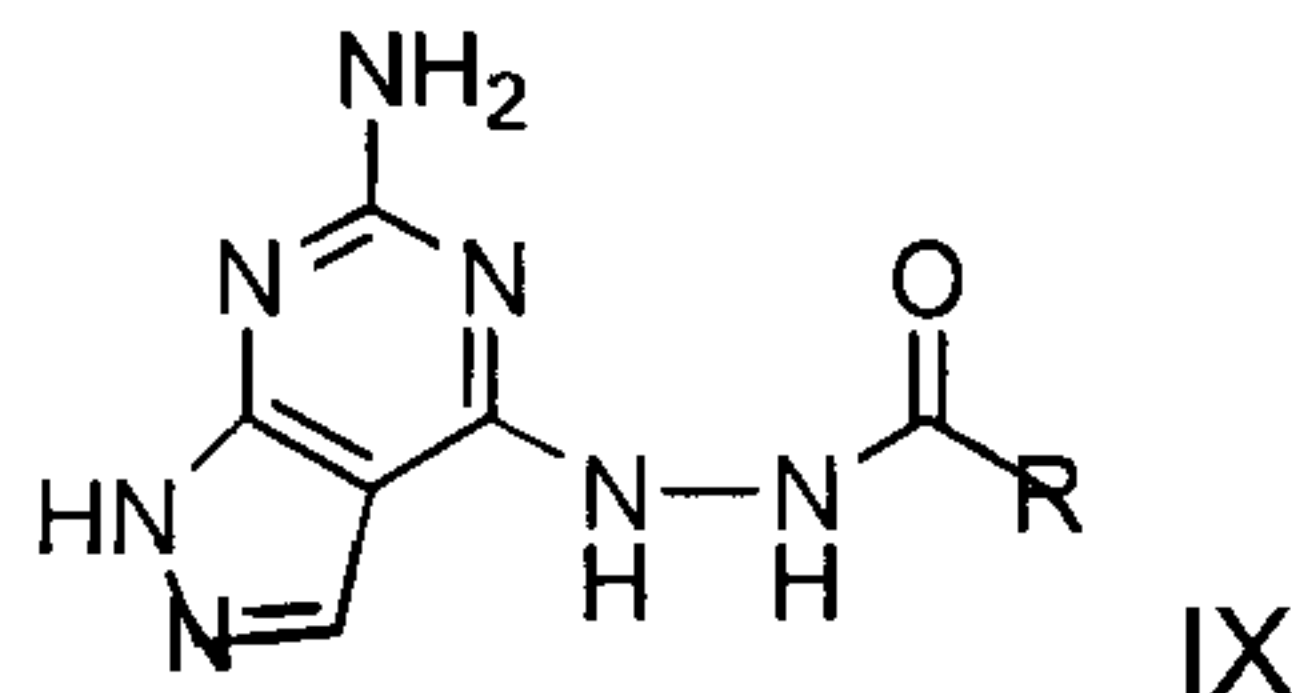
with POCl₃ in dimethylformamide to obtain 2-amino-4,6-dichloropyrimidine-5-carboxaldehyde



(2) treating carboxaldehyde VII with a hydrazide of the formula H₂N-NH-C(O)-R, wherein R is as defined above, to obtain



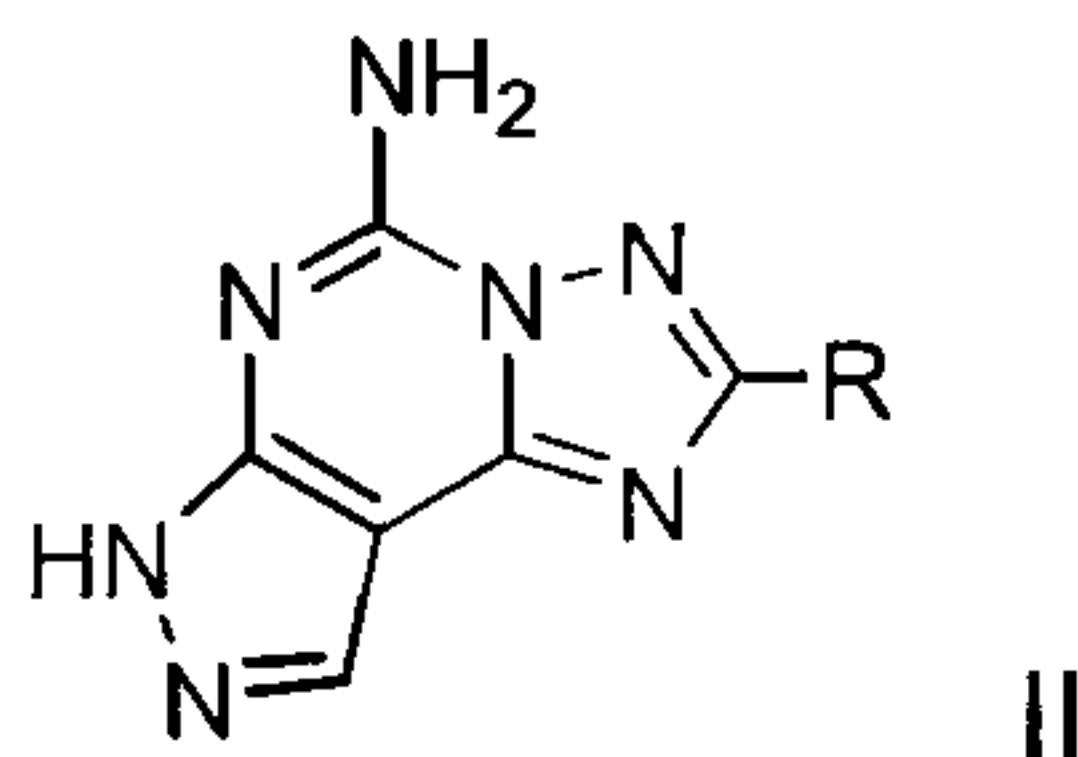
(3) treating the intermediate of formula VIII with hydrazine hydrate to form a pyrazolo ring, thus obtaining the intermediate of formula IX



(4) forming the desired compound of formula II by dehydrative rearrangement.

26. A process for preparing a compound of the formula II

- 62 -



wherein R is R¹-furanyl, R¹-thienyl, R¹-pyridyl, R¹-pyridyl N-oxide, R¹-oxazolyl, R¹⁰-phenyl, R¹-pyrrolyl or C₄-C₆ cycloalkenyl; and

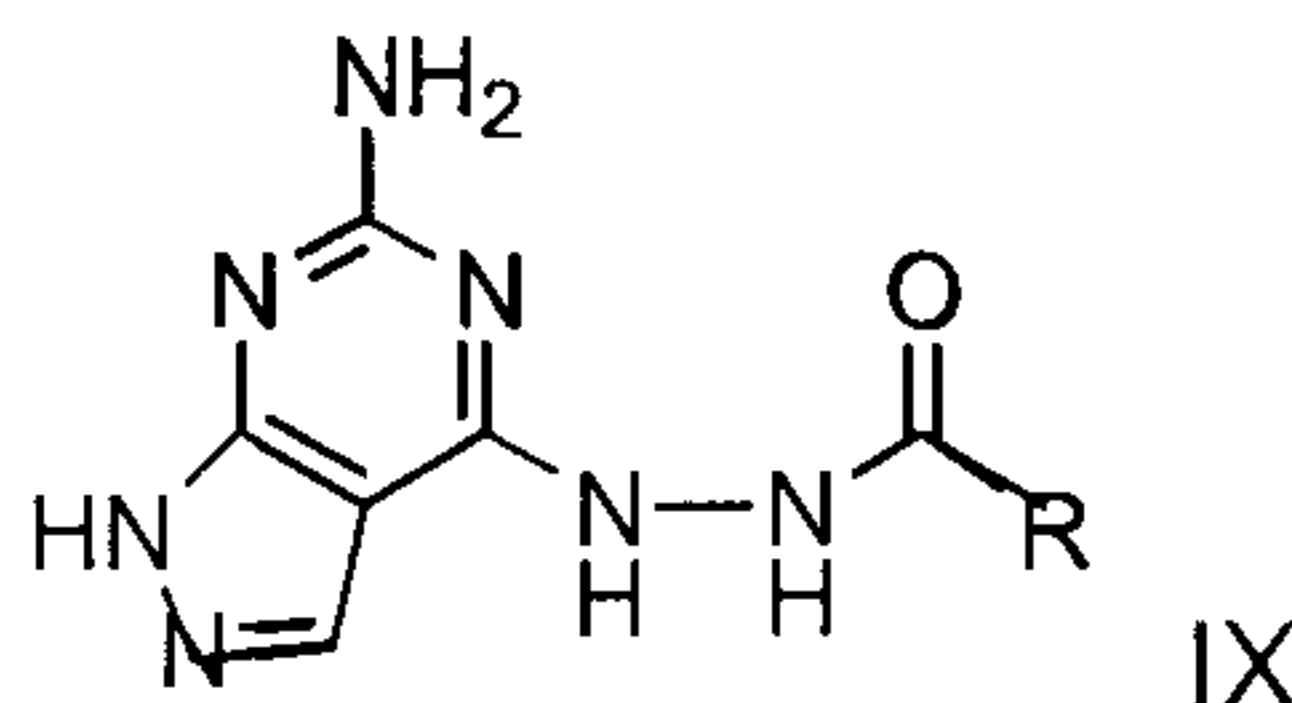
R¹ is 1 to 3 substituents independently selected from hydrogen, C₁-C₆-alkyl, -CF₃, halogen, -NO₂, -NR¹²R¹³, C₁-C₆ alkoxy, C₁-C₆ alkylthio, C₁-C₆ alkylsulfinyl, and C₁-C₆ alkylsulfonyl;

R¹⁰ is 1 to 5 substituents independently selected from the group consisting of hydrogen, halogen, C₁-C₆ alkyl, hydroxy, C₁-C₆ alkoxy, -CN, -NH₂, C₁-C₆alkylamino, di-((C₁-C₆)alkyl)amino, -CF₃, -OCF₃ and -S(O)₀₋₂(C₁-C₆)alkyl;

R¹² is H or C₁-C₆ alkyl; and

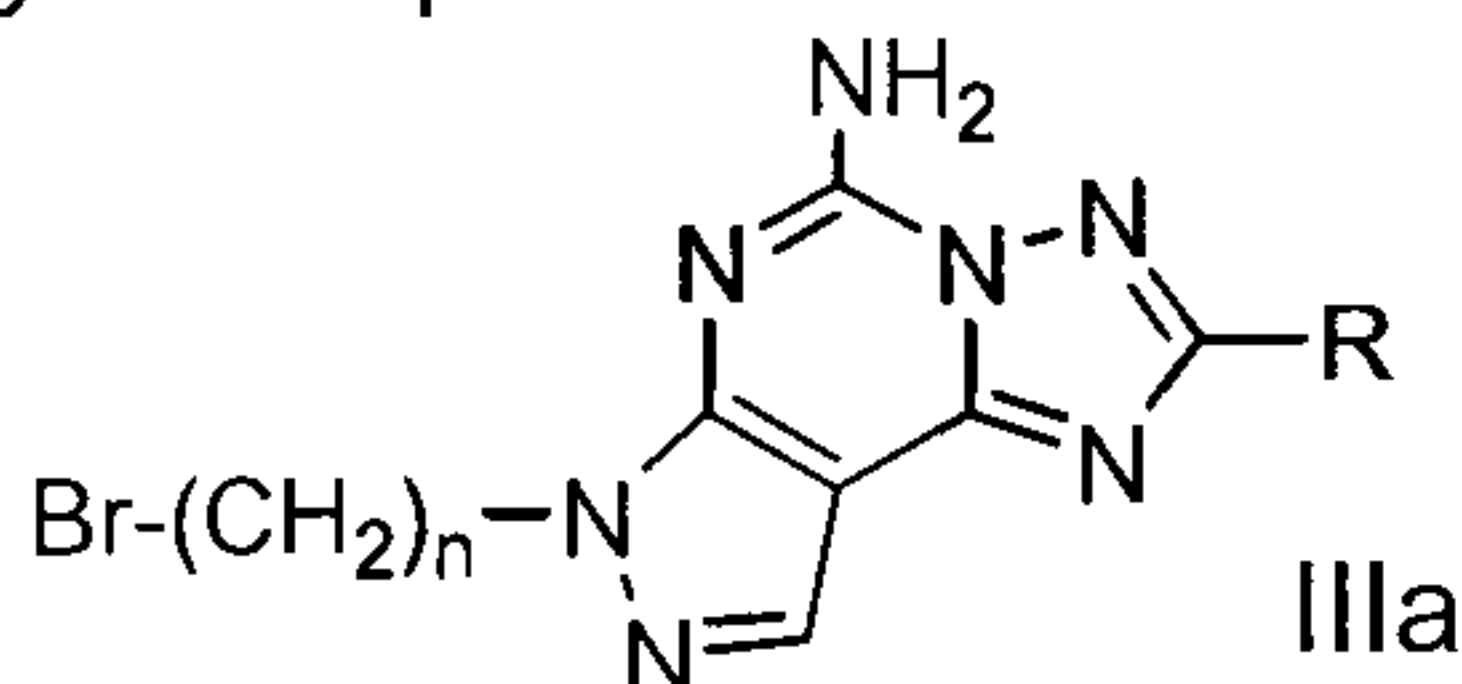
R¹³ is (C₁-C₆)alkyl-C(O)- or (C₁-C₆)alkyl-SO₂-;

comprising converting a compound of formula IX



into the desired compound of formula II by dehydrative rearrangement.

27. A process for preparing a compound of formula IIIa



wherein R is R¹-furanyl, R¹-thienyl, R¹-pyridyl, R¹-pyridyl N-oxide, R¹-oxazolyl, R¹⁰-phenyl, R¹-pyrrolyl or C₄-C₆ cycloalkenyl; and

R¹ is 1 to 3 substituents independently selected from hydrogen, C₁-C₆-alkyl, -CF₃, halogen, -NO₂, -NR¹²R¹³, C₁-C₆ alkoxy, C₁-C₆ alkylthio, C₁-C₆ alkylsulfinyl, and C₁-C₆ alkylsulfonyl;

R¹⁰ is 1 to 5 substituents independently selected from the group consisting of hydrogen, halogen, C₁-C₆ alkyl, hydroxy, C₁-C₆ alkoxy, -CN, -NH₂, C₁-C₆alkylamino, di-((C₁-C₆)alkyl)amino, -CF₃, -OCF₃ and -S(O)₀₋₂(C₁-C₆)alkyl;

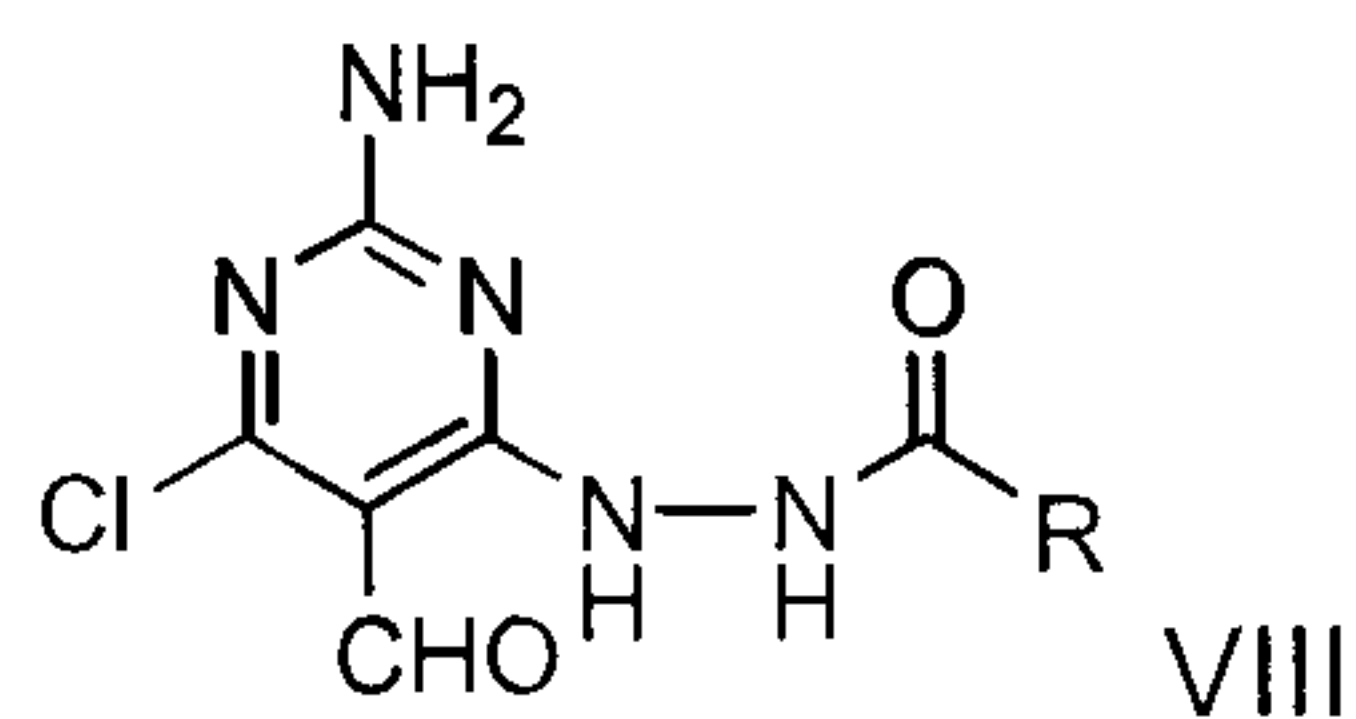
R¹² is H or C₁-C₆ alkyl; and

R¹³ is (C₁-C₆)alkyl-C(O)- or (C₁-C₆)alkyl-SO₂-;

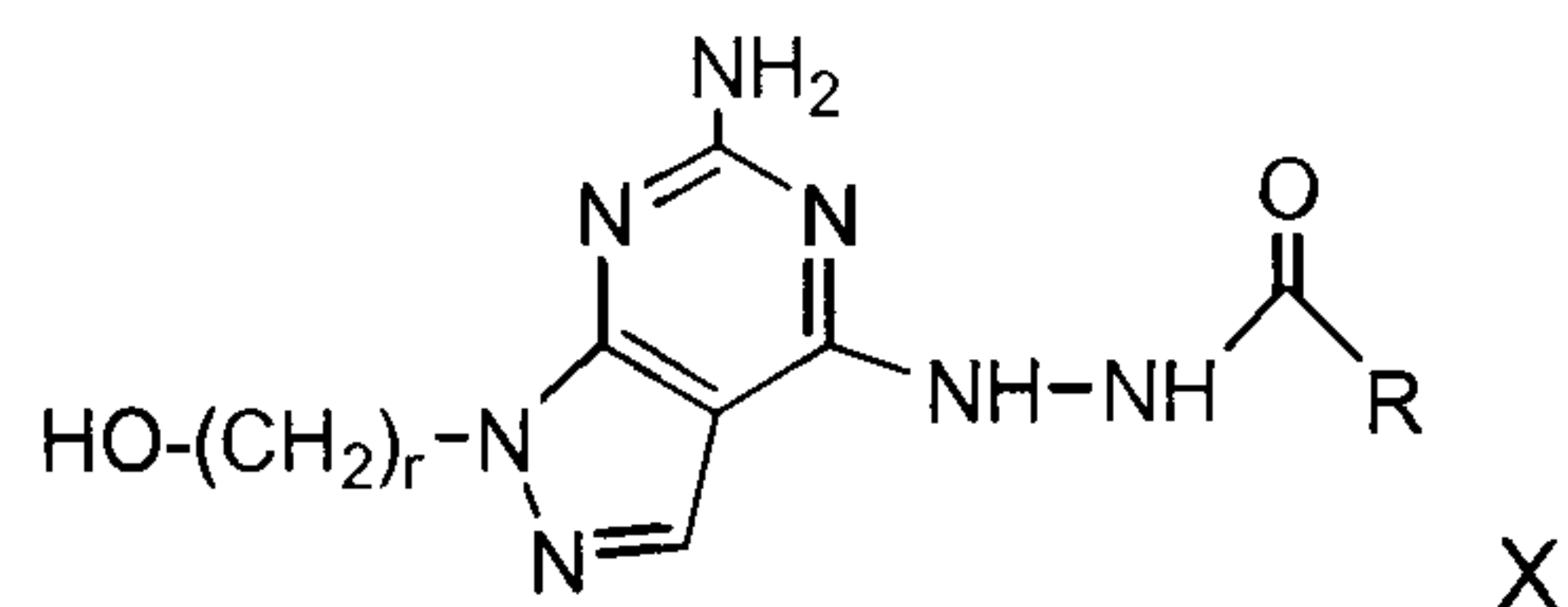
comprising

(1) treating a chloride of formula VIII

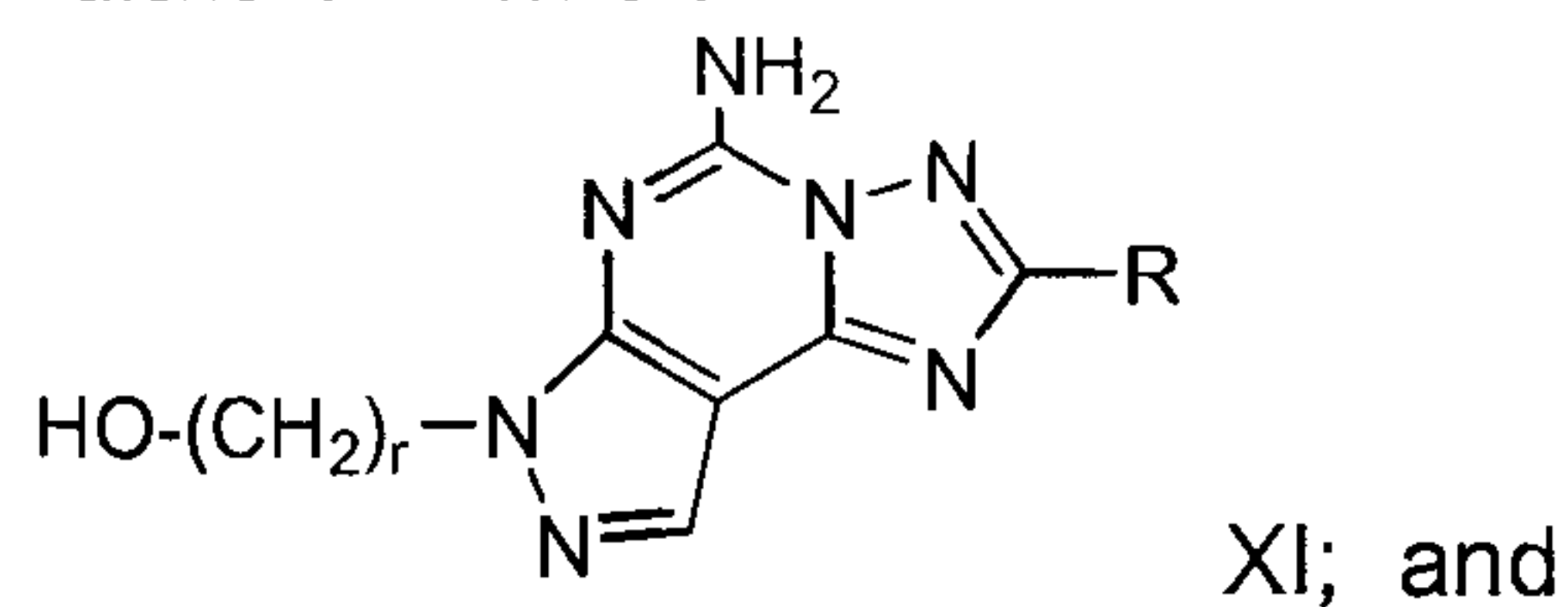
- 63 -



with a hydroxyalkyl hydrazine of the formula $\text{HO}-(\text{CH}_2)_r-\text{NHNH}_2$, wherein r is 2-6, to obtain



- 5 (2) cyclizing the intermediate of formula X by dehydrative rearrangement to obtain the tricyclic intermediate of formula XI



- (3) converting the hydroxy compound of formula XI to the bromide of formula IIIa.

10

