



US00D454266S

(12) **United States Design Patent**
Kelley et al.

(10) **Patent No.:** **US D454,266 S**

(45) **Date of Patent:** **** Mar. 12, 2002**

(54) **MODULAR WALL SYSTEM CORNER UNIT**

D325,137 S * 4/1992 Porter D6/479
D382,733 S * 8/1997 Goetz D6/479

(75) Inventors: **James O. Kelley**, Spring Lake;
Michael D. Warren, Grand Rapids,
both of MI (US)

* cited by examiner

Primary Examiner—Dominic Simone

(73) Assignee: **Sligh Holding Company**, Holland, MI
(US)

(74) *Attorney, Agent, or Firm*—John A. Waters; Waters &
Morse, P.C.

(**) Term: **14 Years**

(57) **CLAIM**

(21) Appl. No.: **29/130,948**

The ornamental design for a modular wall system corner unit, as shown and described.

(22) Filed: **Oct. 12, 2000**

DESCRIPTION

(51) **LOC (7) Cl.** **06-04**

(52) **U.S. Cl.** **D6/477; D6/479**

(58) **Field of Search** D6/449, 477, 479;
108/42, 48, 59, 66

FIG. 1 is a front perspective view of a modular wall system corner unit showing my new design; and, FIG. 2 is an end elevational view thereof.

The broken line showing of the adjacent structure in FIG. 1 is for environmental purposes only and forms no part of the claimed design.

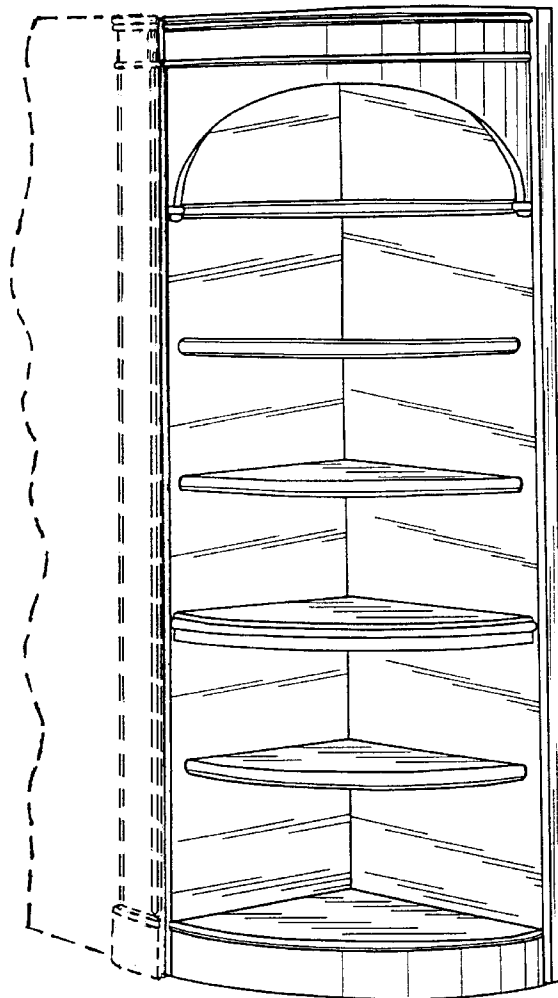
Surface indicia, including wood graining, for example, that may be shown in the drawing figures is disclaimed as not being a part of the claimed ornamental design.

(56) **References Cited**

U.S. PATENT DOCUMENTS

D304,398 S * 11/1989 Goetz D6/479
D314,477 S * 2/1991 Richter D6/479

1 Claim, 1 Drawing Sheet



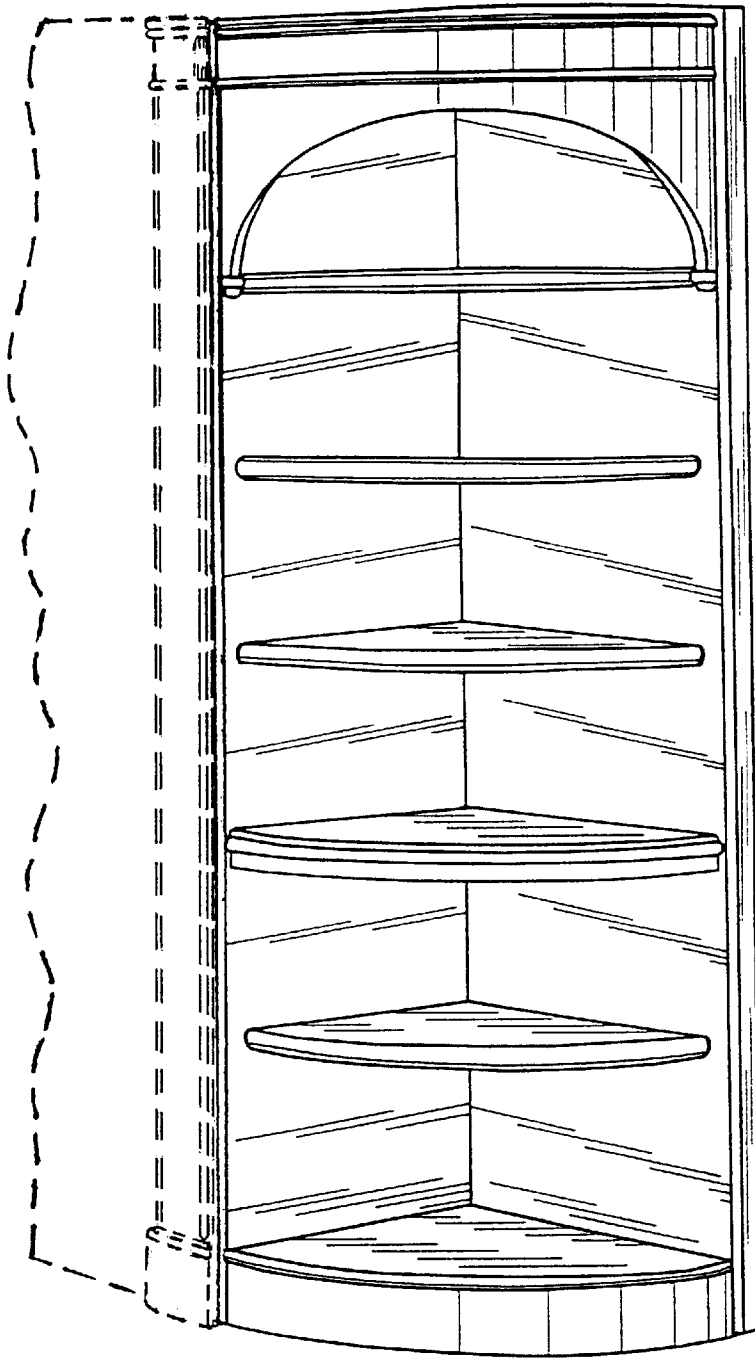


FIG. 1

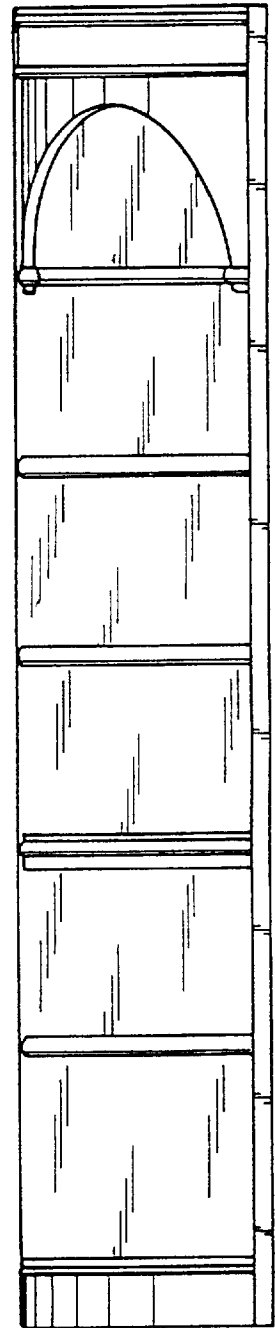


FIG. 2