



US00D352210S

United States Patent [19]

[11] Patent Number: **Des. 352,210**

Cousins et al.

[45] Date of Patent: **** Nov. 8, 1994**

[54] CONTAINER AND SEAL

[75] Inventors: **Morison S. Cousins**, Winter Park;
Douglas M. Laib, Kissimmee, both of Fla.

3,679,088 7/1972 Swett et al. .
3,679,089 7/1972 Swett et al. .
3,692,208 9/1972 Croyle et al. .
3,743,131 7/1973 Croyle et al. .
3,756,480 9/1973 Swett et al. .

[73] Assignee: **Dart Industries Inc.**, Deerfield, Ill.

[**] Term: **14 Years**

[21] Appl. No.: **817,121**

[22] Filed: **Dec. 27, 1991**

[52] U.S. Cl. **D7/612; D7/629; D9/503**

[58] Field of Search **D9/504, 503, 505, 439, D9/332, 333, 441, 451, 435, 452, 454; D7/629, 612, 615, 630; 220/307, 356, 352**

[56] References Cited

U.S. PATENT DOCUMENTS

| | | | |
|------------|---------|------------------------|-----------|
| D. 59,846 | 11/1921 | Ingram . | |
| D. 183,469 | 9/1958 | Ullman | D7/612 |
| D. 236,440 | 8/1975 | Rendahl et al. . | |
| D. 237,136 | 10/1975 | Swett | D7/615 |
| D. 278,680 | 5/1985 | Guzzini . | |
| D. 283,596 | 4/1986 | Fortuna et al. . | |
| D. 292,883 | 11/1987 | Griffin et al. . | |
| D. 302,943 | 8/1989 | Cuzenza . | |
| D. 317,120 | 5/1991 | Schwartzburg . | |
| D. 320,933 | 10/1991 | Courtierre et al. | D9/332 X |
| 412,134 | 10/1889 | Spencer | 220/352 |
| 1,809,067 | 6/1931 | Reeve | 215/1 C |
| 2,776,691 | 1/1957 | Tupper . | |
| 2,777,125 | 1/1957 | Weisse | D7/615 |
| 3,122,264 | 2/1964 | Davis | 220/307 X |
| 3,434,588 | 3/1969 | Kirkpatrick . | |

OTHER PUBLICATIONS

Symbol Sourcebook, Henry TM 1972, p. 220, converging arrow symbols.

Modern Packaging, Nov. 1956, p. 151, Sealtest Cottage Containers.

Modern Packaging, May 1973, p. 13, Yogurt Container.

Primary Examiner—Lucy J. Lieberman

Attorney, Agent, or Firm—John A. Doninger

[57] CLAIM

The ornamental design for a container and seal, as shown and described.

DESCRIPTION

FIG. 1 is a top perspective view of a container and seal showing the new design;

FIG. 2 is a top perspective view thereof with the seal exploded;

FIG. 3 is a side elevational view thereof with the seal exploded, all sides being the same;

FIG. 4 is a top plan view of the seal;

FIG. 5 is a bottom plan view of the seal;

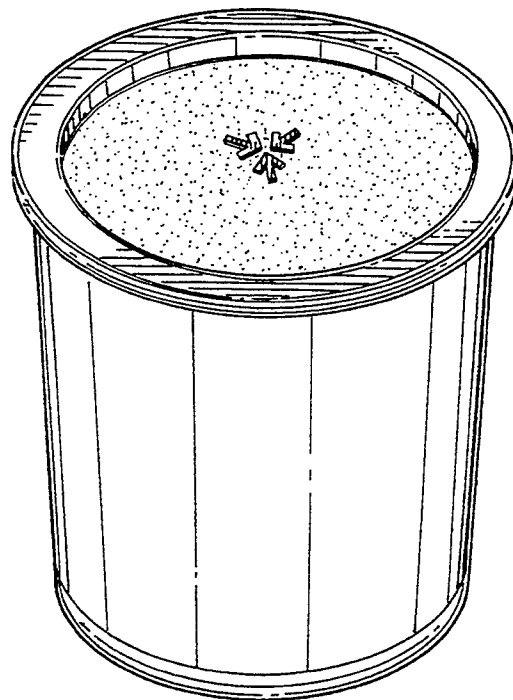
FIG. 6 is a top plan view of the container;

FIG. 7 is a bottom plan view of the container;

FIG. 8 is a vertical cross-sectional view thereof; and,

FIG. 9 is a vertical cross-sectional view thereof with the seal exploded.

The seal of FIGS. 4 and 5 and the container of FIGS. 6 and 7 are shown separately for clarity of illustration.



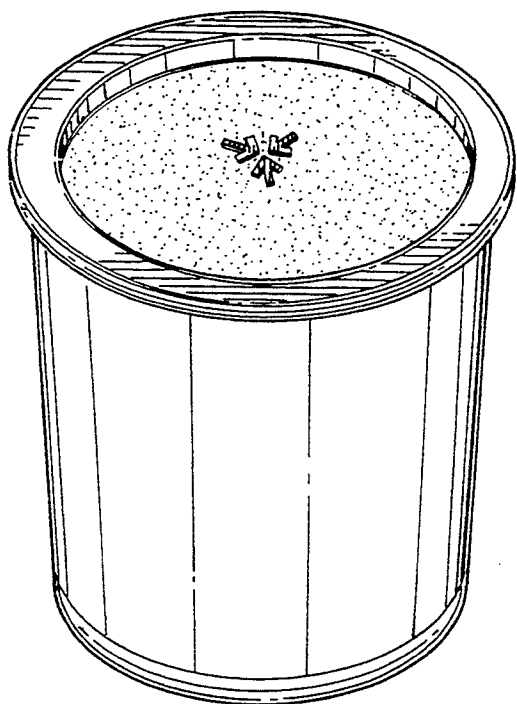


FIG. 1

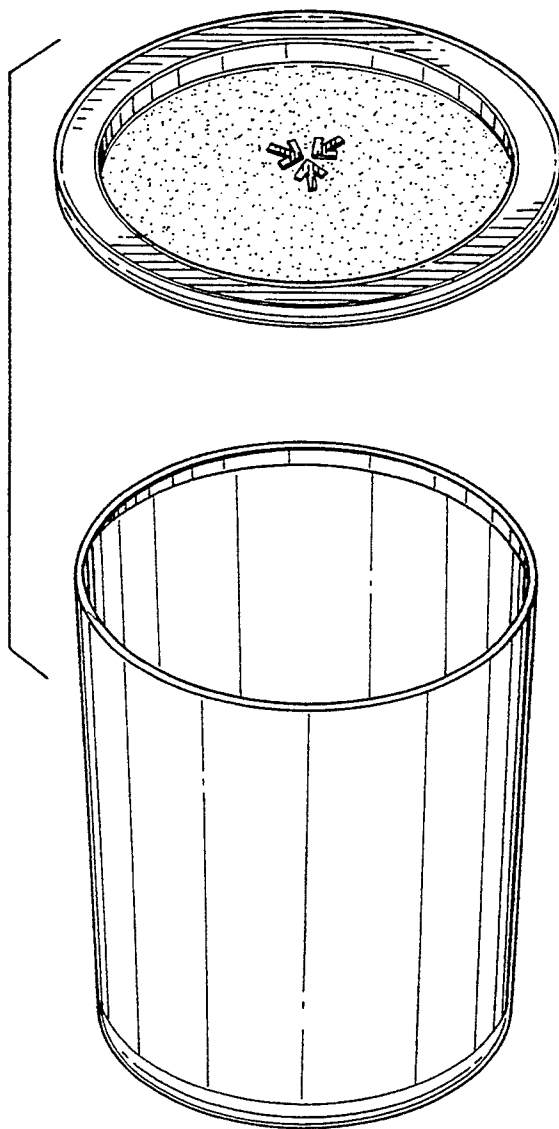


FIG. 2

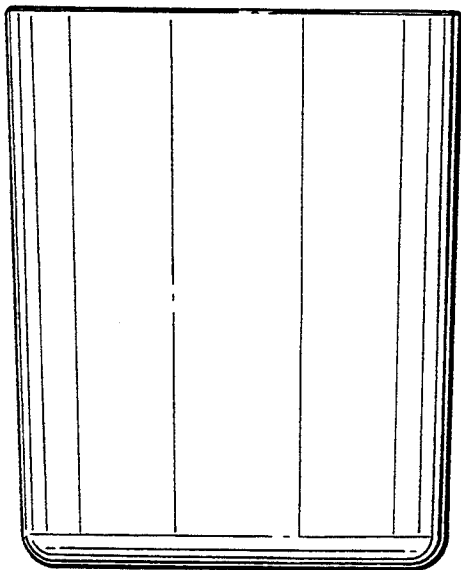
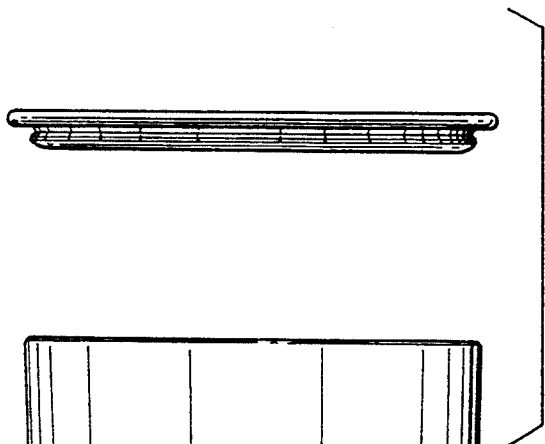


FIG. 3

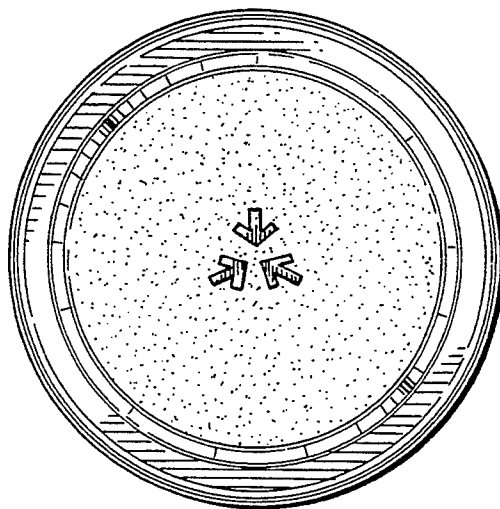


FIG. 4

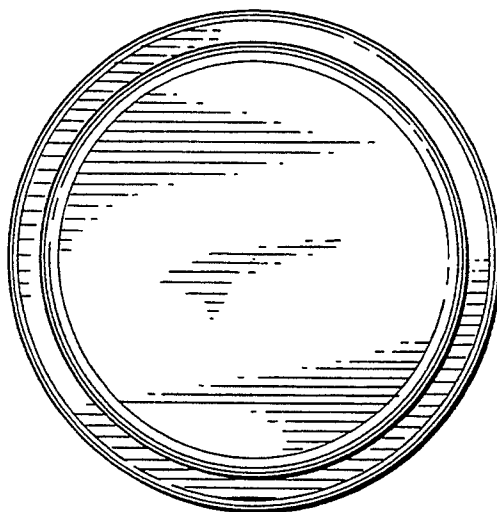


FIG. 5

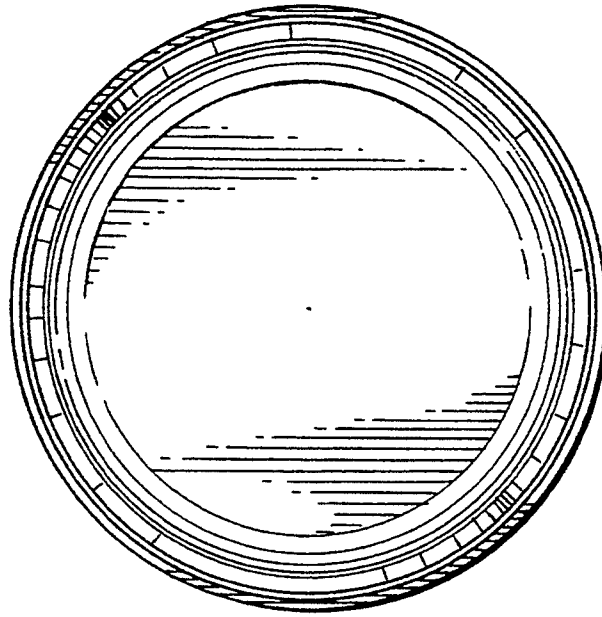


FIG. 6

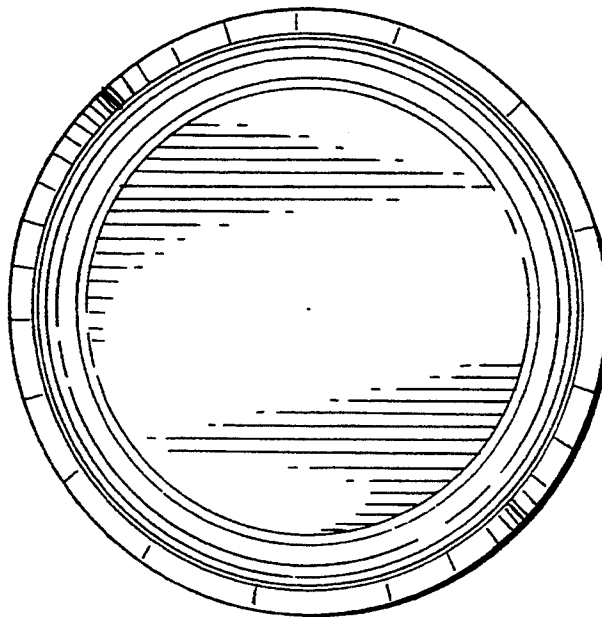


FIG. 7

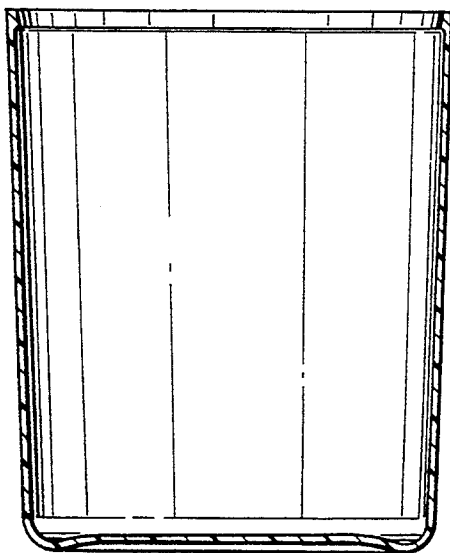


FIG. 9

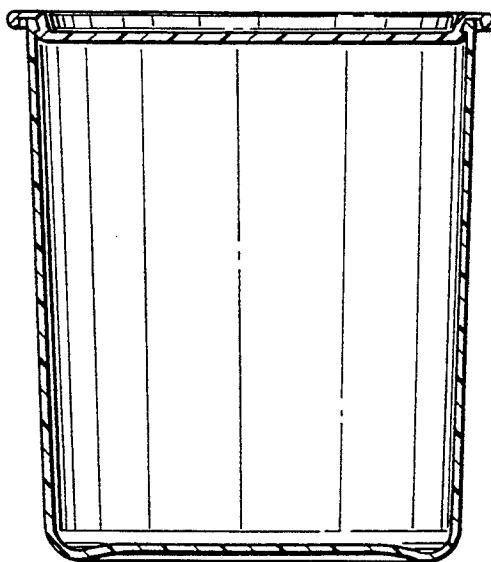


FIG. 8