



US00D767734S

(12) **United States Design Patent**
Rexach

(10) **Patent No.:** **US D767,734 S**

(45) **Date of Patent:** **** Sep. 27, 2016**

(54) **FAUCET**

(71) Applicant: **Kohler Co.**, Kohler, WI (US)

(72) Inventor: **Rafael Alfredo Rexach**, Sheboygan, WI (US)

(73) Assignee: **KOHLER CO.**, Kohler, WI (US)

(**) Term: **15 Years**

(21) Appl. No.: **29/566,091**

(22) Filed: **May 26, 2016**

Related U.S. Application Data

(62) Division of application No. 29/519,939, filed on Mar. 9, 2015.

(51) **LOC (10) Cl.** **23-01**

(52) **U.S. Cl.**

USPC **D23/255**

(58) **Field of Classification Search**

USPC D23/238–243, 249–250, 252, 254–255, D23/257, 253

CPC E03C 1/04; E03C 1/0401; E03C 1/0402; E03C 1/0404; F16K 31/602; F16K 31/605; F16K 31/607

See application file for complete search history.

(56) **References Cited**

U.S. PATENT DOCUMENTS

D466,987 S 12/2002 Smith
D466,988 S 12/2002 Marshall
D475,124 S 5/2003 Citterio
D503,217 S 3/2005 Aubry

D530,790 S 10/2006 Kohler, Jr. et al.
D534,619 S 1/2007 Garner
D534,993 S 1/2007 Kirar
D563,192 S 3/2008 Barry
D588,235 S 3/2009 Rexach
D598,072 S 8/2009 Zetsche
D602,570 S 10/2009 Lammel
D615,162 S 5/2010 Pan
D628,277 S 11/2010 Montgomery
D645,941 S 9/2011 Ando
D689,987 S 9/2013 Kington et al.
D720,432 S 12/2014 Hundley et al.

Primary Examiner — Robert Delehanty

(74) *Attorney, Agent, or Firm* — Foley & Lardner LLP

(57) **CLAIM**

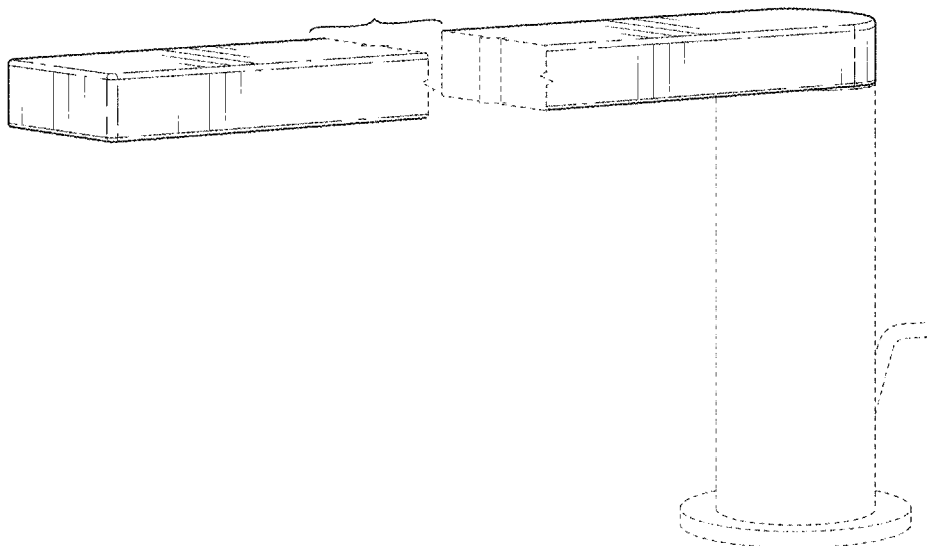
I claim the ornamental design for a faucet, as shown and described.

DESCRIPTION

FIG. 1 is a top, front, right perspective view of an embodiment of the claimed design;
FIG. 2 is a front elevation view thereof;
FIG. 3 is a rear elevation view thereof;
FIG. 4 is a left side elevation view thereof;
FIG. 5 is a right side elevation view thereof;
FIG. 6 is a top plan view thereof; and,
FIG. 7 is a bottom plan view thereof.

The ornamental design which is claimed is shown in solid lines in the drawings. The broken lines in the drawings are for illustrative purposes only and form no part of the claimed design. Broken lines formed by equal length dashes in the drawings illustrate unclaimed portions of the design. Broken away symbols having a jagged element show that no particular length of the portion is claimed.

1 Claim, 4 Drawing Sheets



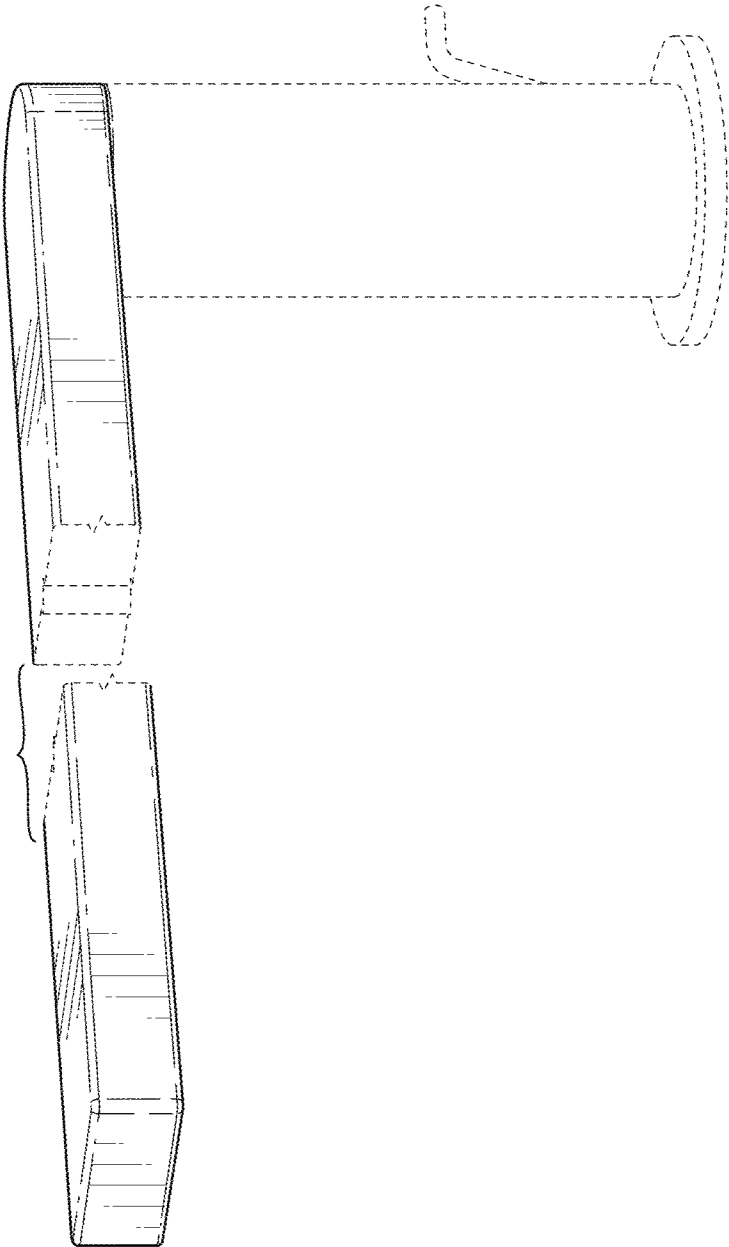


FIG. 1




FIG. 2

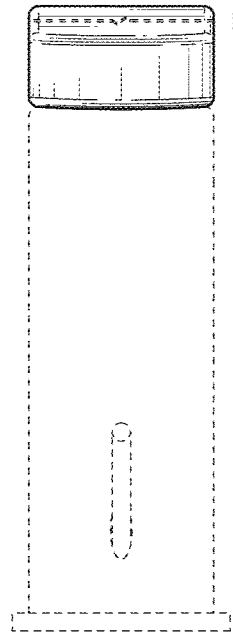


FIG. 3

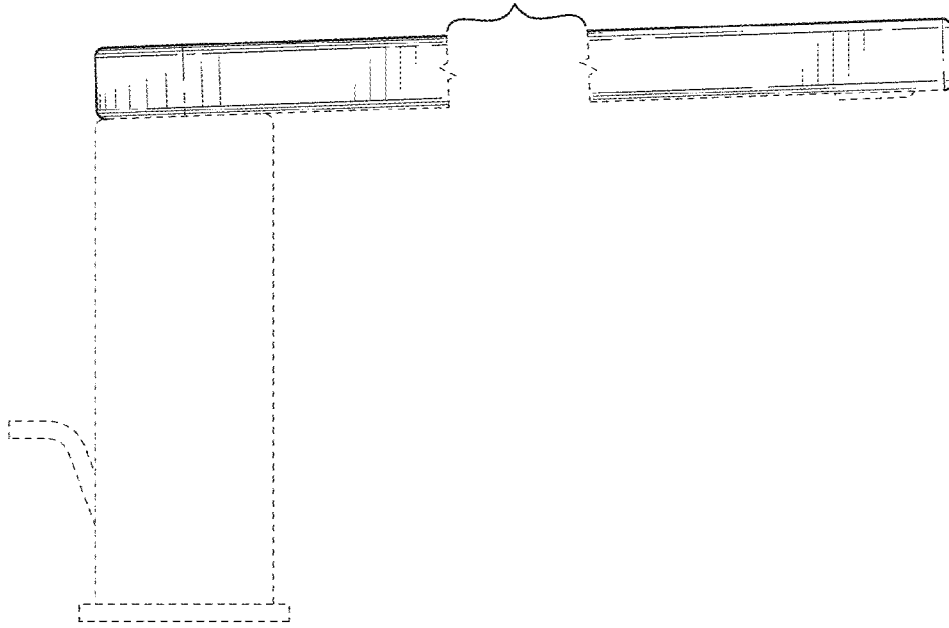


FIG. 4

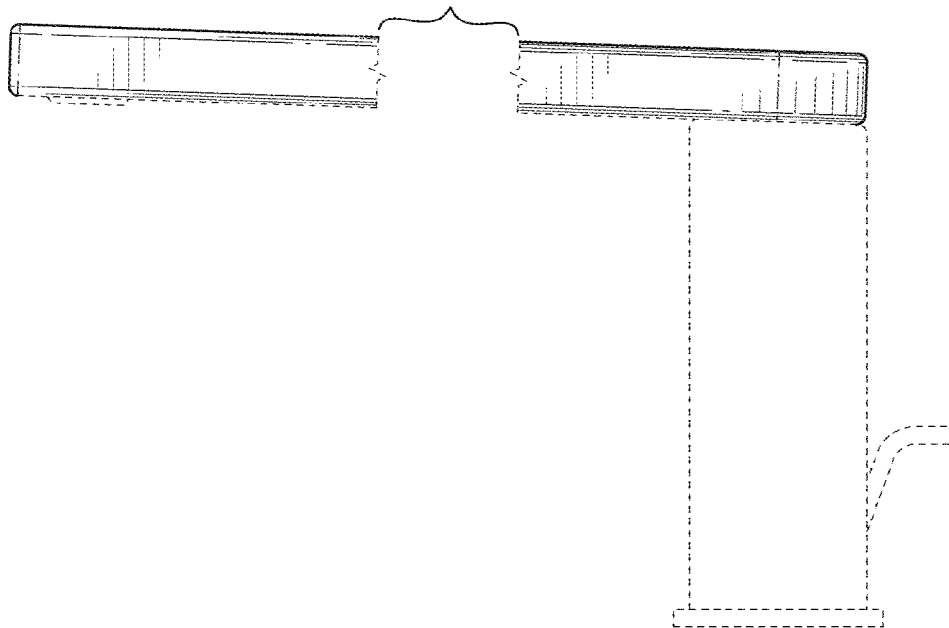


FIG. 5

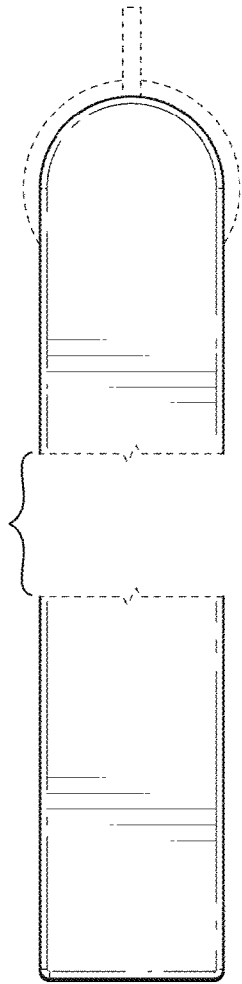


FIG. 6

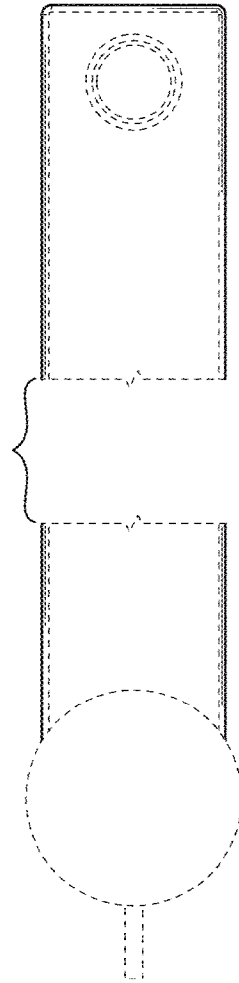


FIG. 7