



US00D851616S

(12) **United States Design Patent**
Cai

(10) **Patent No.:** **US D851,616 S**

(45) **Date of Patent:** **** Jun. 18, 2019**

(54) **SMART PHONE**

(71) Applicant: **LENOVO (BEIJING) CO., LTD.**,
Beijing (CN)

(72) Inventor: **Xiao Cai**, Beijing (CN)

(73) Assignee: **Lenovo (Beijing) Co., Ltd.**, Beijing
(CN)

(**) Term: **15 Years**

(21) Appl. No.: **29/554,592**

(22) Filed: **Feb. 12, 2016**

Related U.S. Application Data

(62) Division of application No. 29/482,002, filed on Feb.
12, 2014, now Pat. No. Des. 753,087.

Foreign Application Priority Data

Aug. 12, 2013 (CN) 2013 3 0385198

(51) **LOC (11) Cl.** **14-03**

(52) **U.S. Cl.**
USPC **D14/138 AA**

(58) **Field of Classification Search**
USPC D14/137, 138 R, 138 AA, 138 C, 138 G,
D14/142, 144, 147, 240, 247, 248, 250,
D14/341-347, 496, 138; D13/168;
D18/7; 455/90.2, 90.3, 550.1, 556.1,
455/556.2; 379/433.01; 348/14.02;
D25/119, 121, 123; D9/701, 420, 423
CPC H04M 1/02; H04M 1/0202; H04M 1/0206;
H04M 1/0208; H04M 1/021; H04M
1/0212; H04M 1/0214; H04M 1/0216;
H04M 1/0241; H04M 1/0264; G06F
1/1626

See application file for complete search history.

(56) **References Cited**

U.S. PATENT DOCUMENTS

4,001,893 A * 1/1977 Yamamoto G11B 25/063
181/155
4,793,478 A * 12/1988 Tudor A24F 15/20
206/256

(Continued)

Primary Examiner — Sandra S Snapp

(74) *Attorney, Agent, or Firm* — Oppedahl Patent Law
Firm LLC

(57) **CLAIM**

The ornamental design for a smart phone, as shown and
described.

DESCRIPTION

FIG. 1 is a front side elevation view of a first embodiment
of our new design for a smart phone, with an end piece in
a rotated position and a stand in an open position.

FIG. 2 is a back side elevation view of FIG. 1.

FIG. 3 is a left side elevation view of FIG. 1.

FIG. 4 is a right side elevation view of FIG. 1.

FIG. 5 is a top side plan view of FIG. 1.

FIG. 6 is a bottom side plan view of FIG. 1.

FIG. 7 is a front side perspective view of FIG. 1.

FIG. 8 is a front side elevation view of the first embodiment
electronic device with end piece not rotated and the stand
in closed position, it being understood that all other surfaces
are the same as the embodiment of FIG. 1.

FIG. 9 is a back side elevation view of FIG. 8.

FIG. 10 is a left side elevation view of FIG. 8.


FIG. 11 is a right side elevation view of FIG. 8.

FIG. 12 is a top side plan view of FIG. 8.

FIG. 13 is a bottom side plan view of FIG. 8; and,

FIG. 14 is a front top side perspective view of FIG. 8.

(Continued)



The features shown in broken lines in the drawings depict environmental subject matter and unclaimed borders and form no part of the claimed design.

1 Claim, 10 Drawing Sheets

(56)

References Cited

U.S. PATENT DOCUMENTS

D303,041 S *	8/1989	Thompson	D27/186	8,382,059 B2 *	2/2013	Le Gette	F16M 11/04 248/163.1
4,862,431 A *	8/1989	Drouin	G04B 37/127 131/270	D678,877 S	3/2013	Groene	
5,224,076 A *	6/1993	Thorp	G04B 47/00 368/10	D679,178 S *	4/2013	Villiers	D9/420
D339,215 S *	9/1993	Spencer, Jr.	D28/66	D681,582 S	5/2013	Park	
D355,275 S *	2/1995	Focke	D27/186	D683,899 S *	6/2013	Liu	D13/108
5,778,062 A *	7/1998	Vanmoor	H04M 1/0202 379/433.01	D691,980 S	10/2013	Park	
D432,263 S *	10/2000	Issa	D27/187	D691,982 S *	10/2013	Hofer	D14/138 AA
D449,521 S *	10/2001	Pinkus	D9/423	D693,786 S *	11/2013	Choi	D14/138 AA
D456,023 S	4/2002	Andre		D698,642 S *	2/2014	Tawada	D9/423
6,510,311 B1 *	1/2003	Stitt	H04M 1/0214 455/557	D707,851 S *	6/2014	Pikman	D25/48.5
D485,640 S *	1/2004	Draghetti	D27/189	D709,849 S *	7/2014	Cho	D14/138 AA
D485,939 S *	1/2004	Draghetti	D27/189	D717,757 S *	11/2014	Cho	D14/138 AA
6,751,487 B1 *	6/2004	Rydbeck	H04M 1/0214 379/433.04	D718,757 S *	12/2014	Jaffee	D14/250
7,197,140 B2 *	3/2007	Asaro	H04M 1/19 379/433.03	D718,758 S *	12/2014	Jaffee	D14/250
D558,460 S	1/2008	Yu		D719,152 S	12/2014	Ahn	
D575,636 S *	8/2008	Krautter	D9/420	D720,325 S *	12/2014	Nuovo	D14/138 AA
D578,385 S *	10/2008	Ancona	D9/423	D720,326 S *	12/2014	Chao	D14/138 AA
D579,325 S *	10/2008	Bray	B65D 85/1045 D9/423	D723,733 S *	3/2015	Liu	D27/189
D582,264 S *	12/2008	Snyder	D9/423	D728,559 S	5/2015	Lim	
D590,386 S	4/2009	Leith		D736,455 S *	8/2015	Liu	D27/189
D590,822 S	4/2009	Leith		D741,002 S *	10/2015	Liu	D27/189
D598,888 S	8/2009	Wei		9,198,305 B2 *	11/2015	Smith	G10K 11/28
D601,353 S	10/2009	Sadler		D760,188 S *	6/2016	Kalyuzhny	D14/204
D609,398 S *	2/2010	Hearn	D27/189	D784,280 S *	4/2017	Kim	D14/138 AA
D610,303 S *	2/2010	Valle	D27/189	D808,791 S *	1/2018	Johnston	D9/420
D617,300 S	6/2010	Tzeng		2003/0106928 A1 *	6/2003	Li Vigni	B65D 85/1045 229/146
D618,544 S *	6/2010	Collins	D9/420	2005/0051443 A1 *	3/2005	Lin	B65D 5/70 206/259
D653,535 S *	2/2012	Tearle	D27/189	2005/0082178 A1 *	4/2005	Draghetti	B65D 85/1045 206/242
D662,411 S *	6/2012	Tearle	D27/189	2005/0224375 A1 *	10/2005	Focke	B65D 85/1045 206/259
D668,142 S *	10/2012	Turner	D9/423	2007/0108074 A1 *	5/2007	Buse	B65D 5/6691 206/268
D673,034 S *	12/2012	Villiers	D9/420	2007/0193892 A1 *	8/2007	Tanbo	B65D 85/1081 206/205
D675,915 S *	2/2013	Villiers	D9/420	2009/0084694 A1 *	4/2009	Agirbas	B65D 5/6691 206/266
D675,916 S *	2/2013	Villiers	D9/420	2011/0303567 A1 *	12/2011	Bray	B65D 75/5838 206/265
D677,001 S *	2/2013	Liu	D27/189	2012/0241247 A1 *	9/2012	Choe	H04M 1/035 181/191
				2013/0048413 A1 *	2/2013	Patzer	H04M 1/04 181/199
				2014/0085777 A1	3/2014	Yoh	
				2014/0251370 A1 *	9/2014	Klopf	A61C 15/043 132/321
				2015/0124328 A1 *	5/2015	Dorros	G06F 1/1603 359/609

* cited by examiner




FIG.1



FIG.2




FIG.3




FIG.4

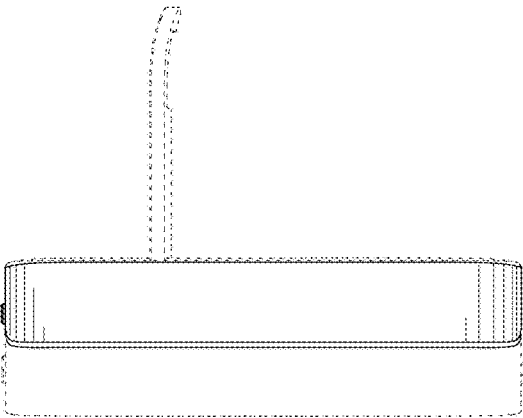


FIG.5

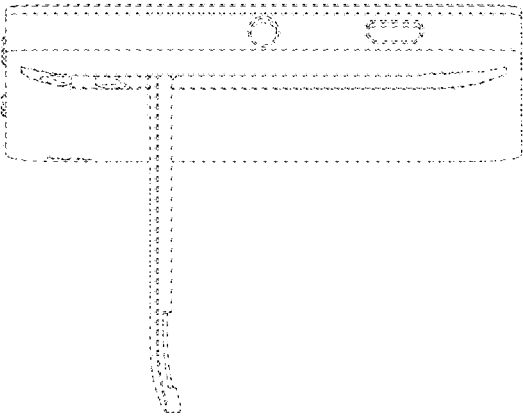


FIG.6




FIG.7



FIG.8



FIG.9




FIG.10




FIG.11



FIG. 12



FIG. 13




FIG.14