



US00D986468S

(12) **United States Design Patent**  
**Velez**

(10) **Patent No.:** **US D986,468 S**

(45) **Date of Patent:** **\*\* May 16, 2023**

(54) **LIGHT FIXTURE**

FOREIGN PATENT DOCUMENTS

(71) Applicant: **HOLLY HUNT ENTERPRISES, INC.**, Chicago, IL (US)

EM 007076161-0003 10/2019

(72) Inventor: **Alberto Velez**, Chicago, IL (US)

OTHER PUBLICATIONS

(73) Assignee: **HOLLY HUNT ENTERPRISES, INC.**

Omni\_LED\_Lindoor.Outdoor\_wall\_sconce (available online) Retrieved from the internet Jul. 6, 2021 from URL: <https://www.lumens.com/omni-led-indoor-outdoor-wall-sconce-by-modern-forms-MFMP90914.html>.

(\*\*) Term: **15 Years**

(Continued)

(21) Appl. No.: **29/830,931**

(22) Filed: **Mar. 21, 2022**

*Primary Examiner* — Richard Kearney

(74) *Attorney, Agent, or Firm* — The Belles Group, P.C.

**Related U.S. Application Data**

(62) Division of application No. 29/688,604, filed on Apr. 23, 2019, now Pat. No. Des. 950,823.

(51) **LOC (14) Cl.** ..... **26-05**

(52) **U.S. Cl.**  
USPC ..... **D26/72**

(58) **Field of Classification Search**

USPC ..... D10/111–115; D26/24, 26, 34, 44, 51, D26/60, 61, 63, 67, 72, 75, 76, 78, 80, D26/84–88, 89, 113, 118, 119, 121, 135, D26/141, 142

CPC ..... F21S 8/00; F21S 8/02; F21S 8/03; F21S 8/04; F21S 8/033; F21S 8/08; F21S 8/036; F21S 8/037; F21S 8/043

See application file for complete search history.

(56) **References Cited**

**U.S. PATENT DOCUMENTS**

D127,823 S 6/1941 Biller  
D130,059 S 10/1941 Herr  
2,631,225 A 3/1953 Gadomski  
D332,502 S 1/1993 Roos  
D403,457 S 12/1998 Walz  
D443,945 S 6/2001 Littman  
D457,679 S 5/2002 Littman

(Continued)

(57) **CLAIM**

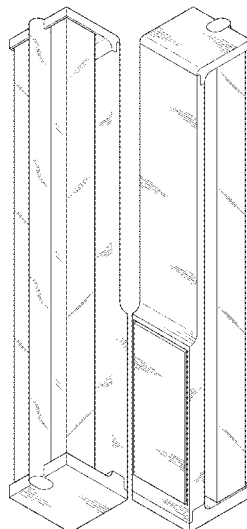
The ornamental design for a light fixture, as shown and described.

**DESCRIPTION**

FIG. 1 is a front perspective view of a light fixture according to a first embodiment of the new design; FIG. 2 is a rear perspective view thereof; FIG. 3 is a front view thereof; FIG. 4 is a rear view thereof; FIG. 5 is a right side view thereof; FIG. 6 is a left side view thereof; FIG. 7 is a top view thereof; FIG. 8 is a bottom view thereof; FIG. 9 is a front perspective view of a light fixture according to a second embodiment of the new design; FIG. 10 is a rear perspective view thereof; FIG. 11 is a front view thereof; FIG. 12 is a rear view thereof; FIG. 13 is a right side view thereof; FIG. 14 is a left side view thereof; FIG. 15 is a top view thereof; and, FIG. 16 is a bottom view thereof.

The broken lines in the drawings illustrate portions of the light fixture that form no part of the claimed design.

**1 Claim, 14 Drawing Sheets**



(56)

**References Cited**

## U.S. PATENT DOCUMENTS

D498,866 S	11/2004	Keller	
D498,867 S	11/2004	Keller	
D520,667 S	5/2006	Jae-Sung et al.	
D586,493 S	2/2009	Parres	
D589,194 S	3/2009	Sabernig	
D604,447 S	11/2009	Klaus	
D689,646 S	9/2013	Nankil	
D689,647 S	9/2013	Brott et al.	
D750,308 S	2/2016	Rodgers et al.	
D760,417 S	6/2016	Benensohn	
D783,879 S	4/2017	Dolan	
D796,107 S	8/2017	Boorum et al.	
D855,238 S	7/2019	Stanley	
D901,061 S	11/2020	Stanley	
D926,345 S *	7/2021	Gallo, Jr.	D26/72
11,060,708 B2 *	7/2021	Chen	F21V 21/15
D930,888 S *	9/2021	Sonneman	D26/113
11,313,525 B2 *	4/2022	Hollander	F21V 19/04
D950,823 S *	5/2022	Velez	D26/72

## OTHER PUBLICATIONS

Double Axis LED Wall Sconce (available online) Retrieved from the internet Jul. 6, 2021 from URL [https://www.lumens.com/sconce&dwvar\\_uu563444\\_AttrValue1=Vintage%20Platinum#q=sconce&sz=96&srule=&start=760&tiledIndex=86](https://www.lumens.com/sconce&dwvar_uu563444_AttrValue1=Vintage%20Platinum#q=sconce&sz=96&srule=&start=760&tiledIndex=86)[Jul. 6, 2021.

Kori Sconce (available online) Retrieved from the internet Jul. 6, 2021 from URL: <https://www.hollyhunt.com/product/kori-sconce>.

U.S. Appl. No. 29/688,604, filed Apr. 23, 2019.

\* cited by examiner

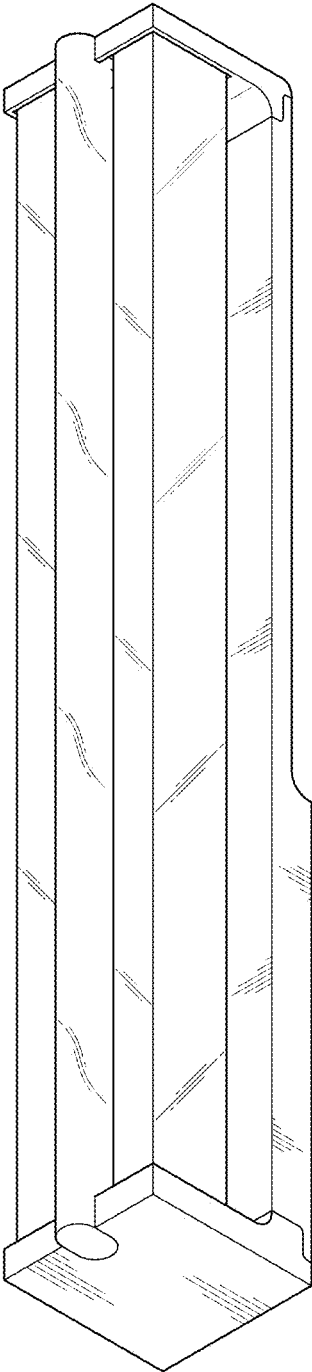


FIG. 1

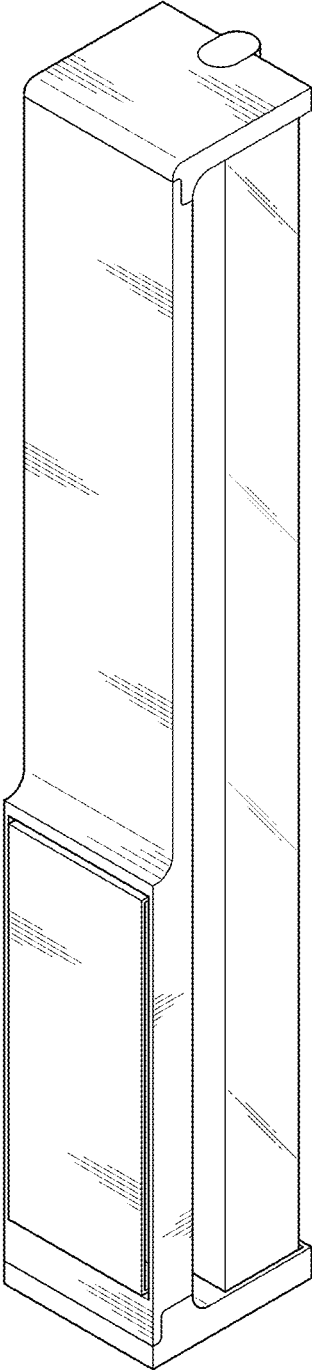


FIG. 2

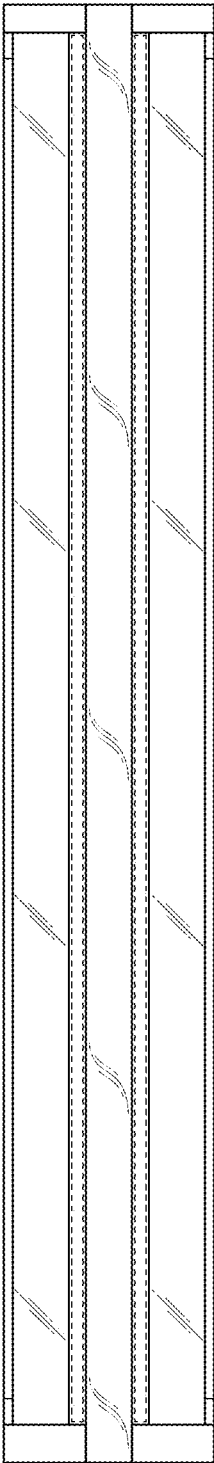


FIG. 3




FIG. 4

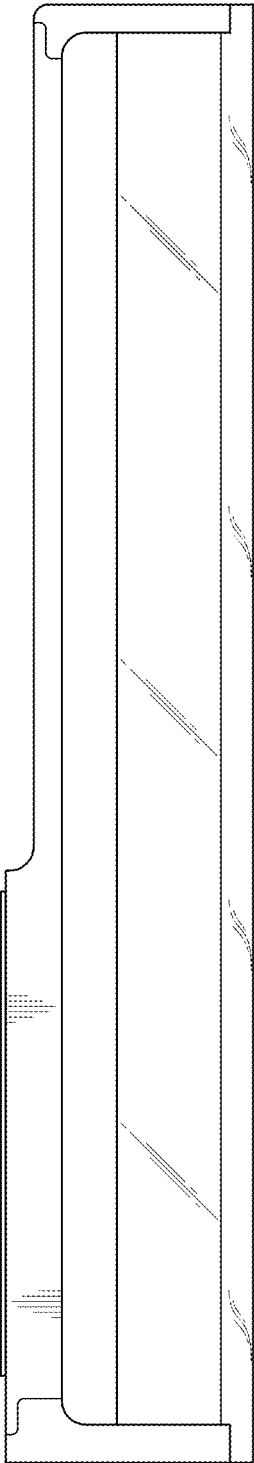


FIG. 5

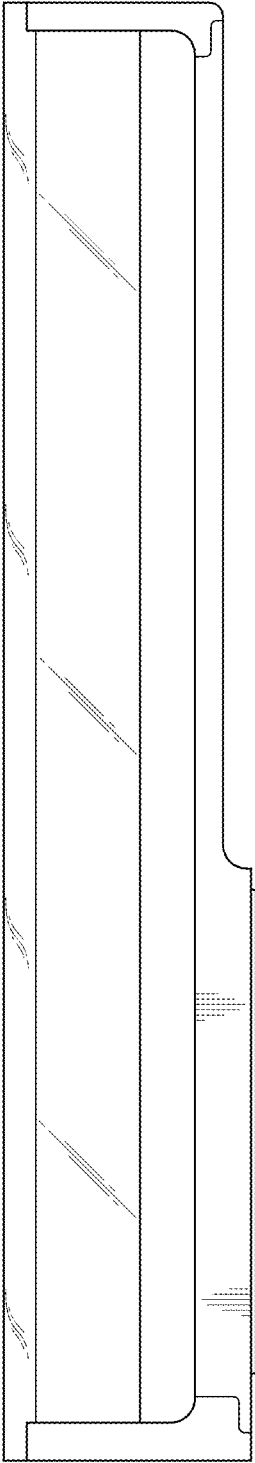


FIG. 6



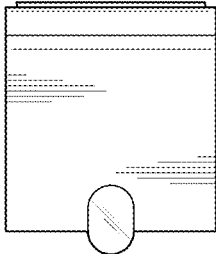


FIG. 7

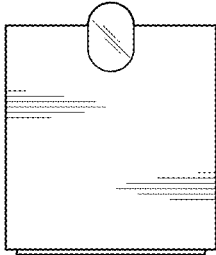


FIG. 8

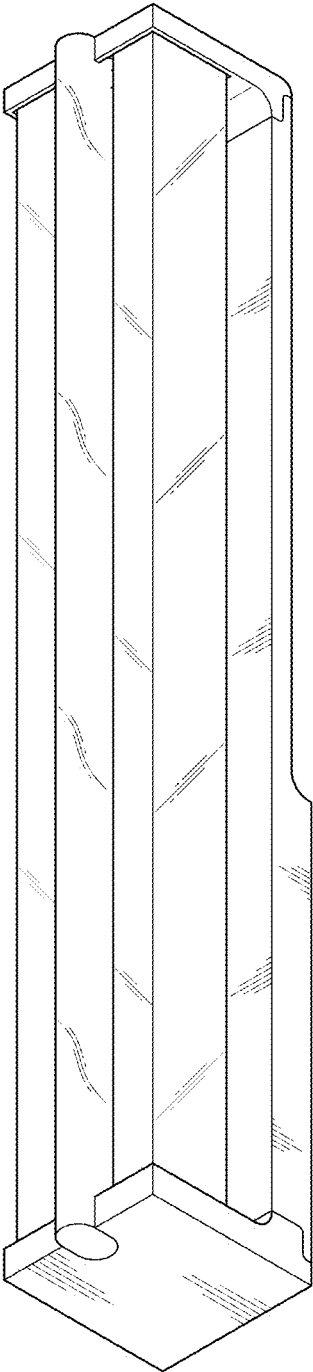


FIG. 9

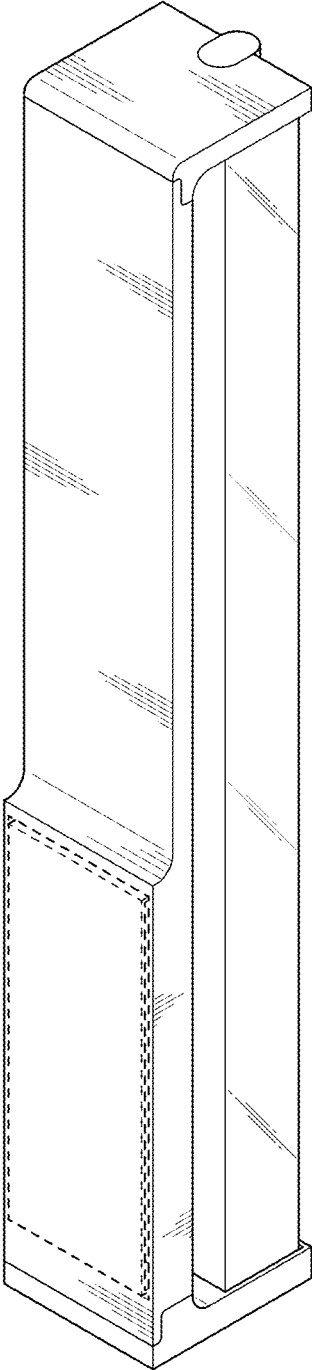


FIG. 10

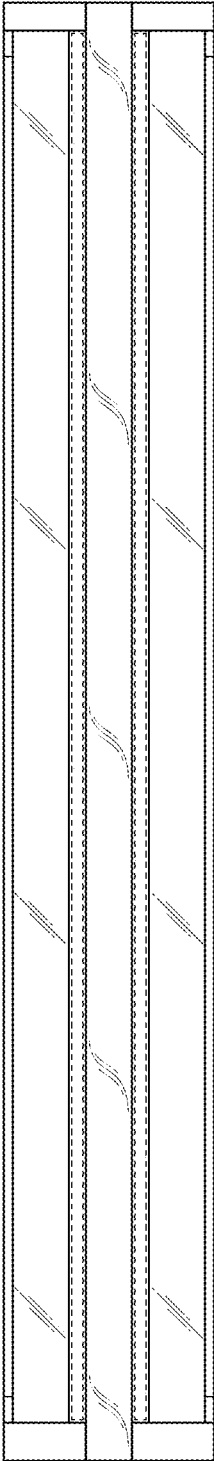


FIG. 11




FIG. 12

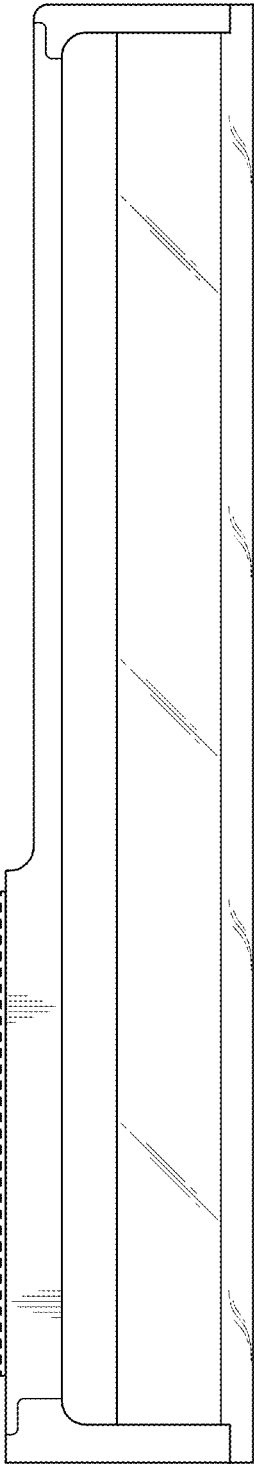


FIG. 13

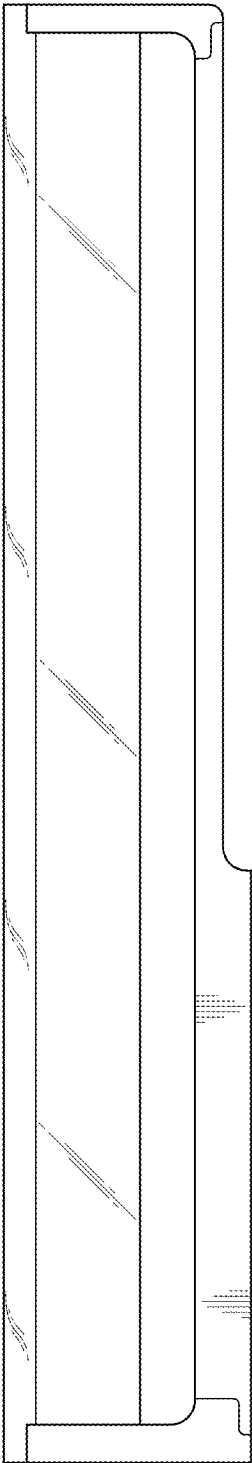


FIG. 14

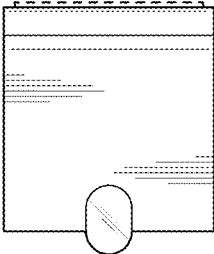


FIG. 15

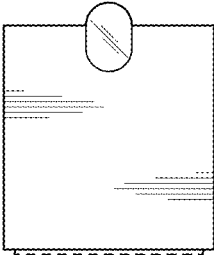


FIG. 16