



US00D774761S

(12) **United States Design Patent**
McCain

(10) **Patent No.:** **US D774,761 S**

(45) **Date of Patent:** **** Dec. 27, 2016**

(54) **SANITARY TRANSPARENT REMOTE CONTROL ENCLOSURE**

(71) Applicant: **Elizabeth McCain**, Miami, FL (US)

(72) Inventor: **Elizabeth McCain**, Miami, FL (US)

(**) Term: **14 Years**

(21) Appl. No.: **29/521,175**

(22) Filed: **Mar. 20, 2015**

(51) **LOC (10) Cl.** **03-01**

(52) **U.S. Cl.**

USPC **D3/300**

(58) **Field of Classification Search**

USPC D3/234, 255, 271.9, 320, 256, 262, 279, D3/299, 301, 303, 318, 319, 273, 289, D3/292, 294-296, 232, 244; D9/420, 424
CPC A45C 1/00; A45C 1/02; A45C 1/024; A45C 1/08; A45C 3/00; A45C 3/10; A45C 2003/001; A45C 2011/003; A45C 5/00; A45C 7/00; A45C 7/0018; A45C 7/0054; A45C 7/0059; A45C 7/0095; A45C 2200/00; A45C 13/00; A45C 13/001; A45C 13/002; A45C 13/08; A45C 11/24; A45F 3/00; A45F 3/02; A45F 3/04; A45F 3/06; A45F 2003/001; A45F 2003/002; A45F 2003/006; A45F 2200/00; A45F 2200/0525

See application file for complete search history.

(56) **References Cited**

U.S. PATENT DOCUMENTS

4,186,786 A * 2/1980 Kirkpatrick B65D 33/255 383/63
D344,407 S * 2/1994 Derrickson D3/245
D355,302 S * 2/1995 Eva et al.
D375,197 S * 11/1996 Laherty D3/218
D402,196 S * 12/1998 Lynch D24/197
D471,436 S * 3/2003 Robin Marieton D9/705
D489,180 S * 5/2004 Kramer D3/303

D497,543 S * 10/2004 Buckley D9/703
6,817,470 B1 11/2004 Goldberg
D531,051 S * 10/2006 Dlugolecki D9/720
7,147,105 B2 12/2006 Gammons
7,290,654 B2 11/2007 Hodges
8,376,614 B2 * 2/2013 Pawloski B65D 33/01 383/100
D681,328 S * 5/2013 Robinson D3/269
8,605,892 B1 12/2013 Owens et al.
D701,125 S * 3/2014 Propper D9/709

(Continued)

OTHER PUBLICATIONS

Plymor, 3"x6", 2 Mil Clear Zipper Reclosable Storage Bags, "https://www.amazon.com/gp/product/B003ZZY8NW/ref=pd_sim_229_4?ie=UTF8&pd_rd_i=B003ZZY8NW&pd_rd_r=8YPQB35R1JGQCSH0R9YN&pd_rd_w=Kw2ty&pd_rd_wg=f01EK&refRID=8YPQB35R1JGQCSH0R9YN&th=1" available online Aug. 17, 2010 (retrieved Oct. 13, 2016).*

Primary Examiner — Sandra Snapp
Assistant Examiner — Holly E Thurman

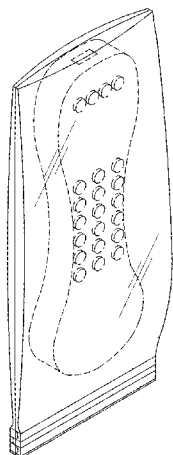

(57) **CLAIM**

The ornamental design for a sanitary transparent remote control enclosure, as shown and described.

DESCRIPTION

FIG. 1 is a front view of a sanitary transparent remote control enclosure showing my new design, a rear view thereof being identical;
FIG. 2 is a left side view of the sanitary transparent remote control enclosure, a right side view being a mirror image thereof;
FIG. 3 is a top view of the sanitary transparent remote control enclosure;
FIG. 4 is a bottom view of the sanitary transparent remote control enclosure; and,
FIG. 5 is a top front side perspective view of the sanitary transparent remote control enclosure in use.

(Continued)



The broken line showing of the remote control depicts unclaimed environment and forms no part of the claimed design.

1 Claim, 4 Drawing Sheets

(56)

References Cited

U.S. PATENT DOCUMENTS

D749,427	S	*	2/2016	Sorbatti	D9/707
2004/0234173	A1	*	11/2004	Saad	B29C 47/0021 383/63
2004/0252915	A1	*	12/2004	Nelson	B65B 31/00 383/63
2007/0183692	A1	*	8/2007	Pawloski	B65D 33/2508 383/61.2
2009/0022432	A1	*	1/2009	Unda	H04B 1/3888 383/67
2010/0102084	A1		4/2010	Clark		

* cited by examiner




FIG. 1




FIG. 2



FIG. 3




FIG. 4

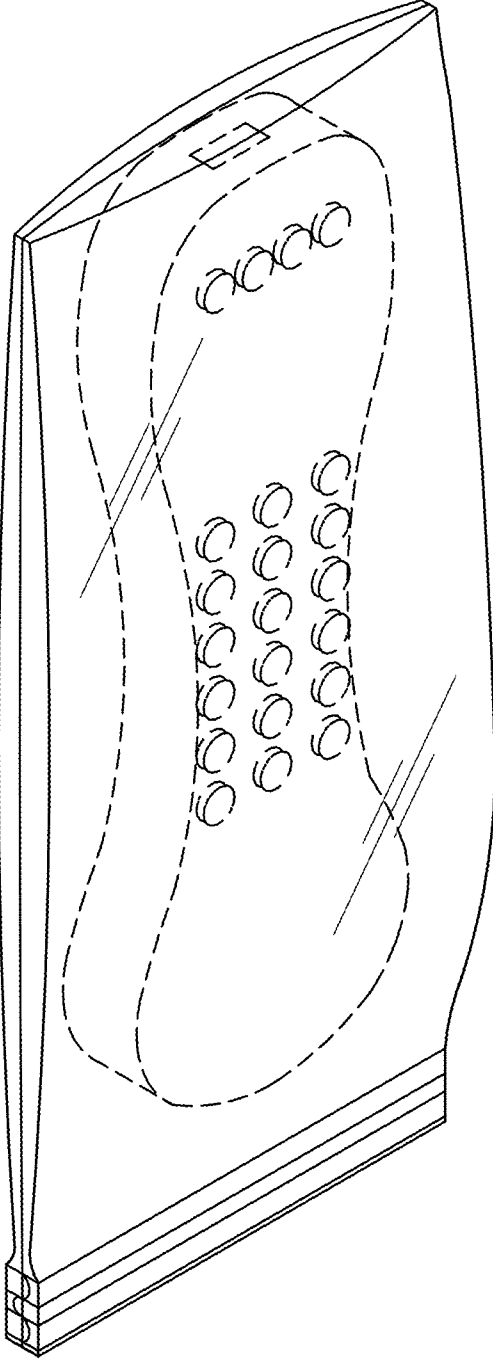


FIG. 5