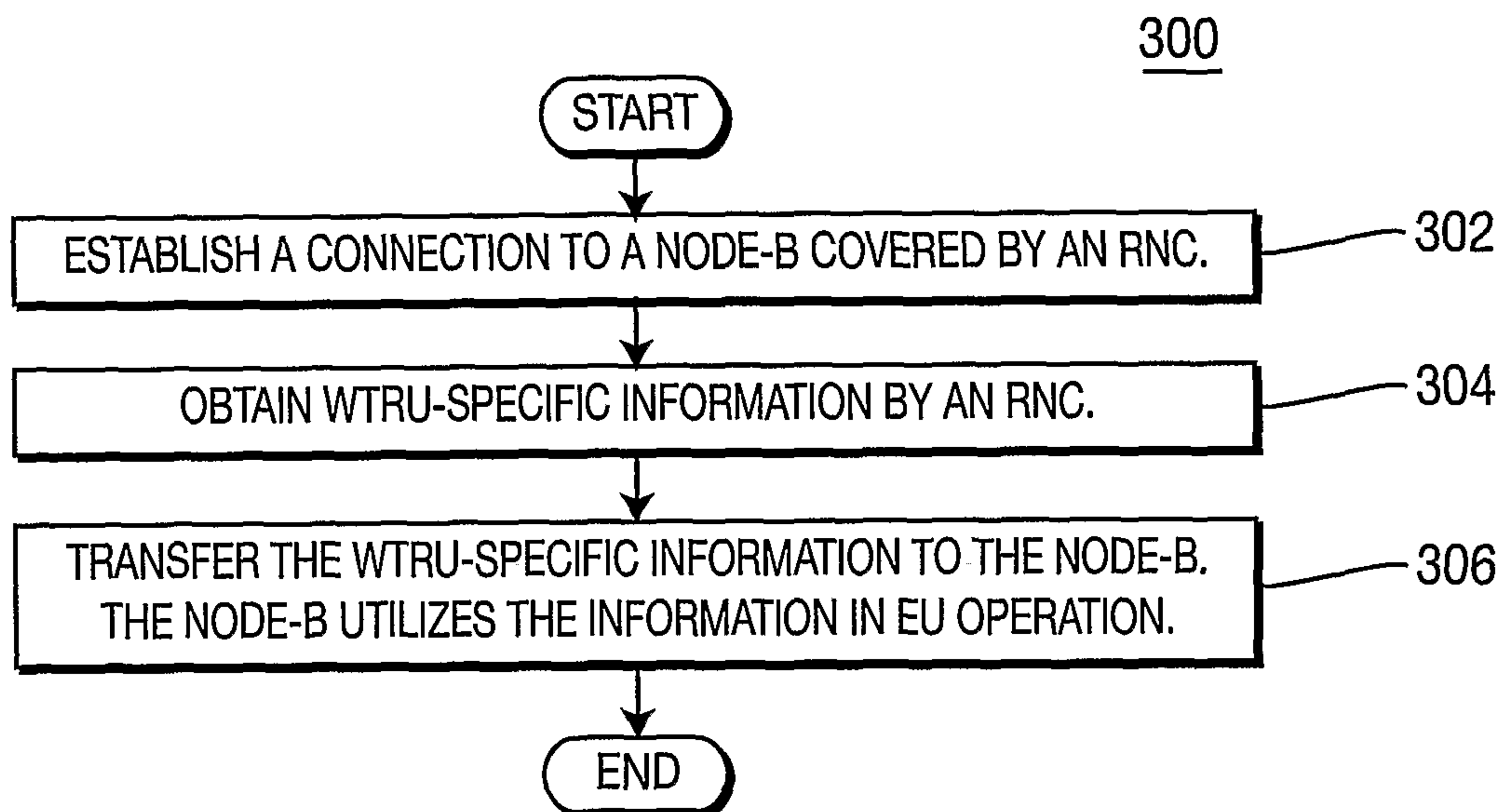




(86) Date de dépôt PCT/PCT Filing Date: 2004/11/09
 (87) Date publication PCT/PCT Publication Date: 2005/06/02
 (85) Entrée phase nationale/National Entry: 2006/05/10
 (86) N° demande PCT/PCT Application No.: US 2004/037524
 (87) N° publication PCT/PCT Publication No.: 2005/050850
 (30) Priorité/Priority: 2003/11/12 (US60/519,436)

(51) Cl.Int./Int.Cl. *H04Q 7/20* (2006.01),
H04B 7/005 (2006.01), *H04Q 7/22* (2006.01),
H04Q 7/38 (2006.01)
 (71) Demandeur/Applicant:
INTERDIGITAL TECHNOLOGY CORPORATION, US
 (72) Inventeurs/Inventors:
TERRY, STEPHEN E., US;
DICK, STEPHEN G., US;
RUDOLF, MARIAN, CA
 (74) Agent: RIDOUT & MAYBEE LLP

(54) Titre : PROCÉDE ET SYSTÈME PERMETTANT DE TRANSFÉRER DES INFORMATIONS D'ÉMISSION ET
RECEPTION SANS FIL SPÉCIFIQUES D'UNITÉ
 (54) Title: METHOD AND SYSTEM FOR TRANSFERRING WIRELESS TRANSMIT/RECEIVE UNIT-SPECIFIC
INFORMATION



(57) **Abrégé/Abstract:**

The present invention is related to a method and system for transferring wireless transmit/receive unit (WTRU)-specific information to support enhanced uplink (EU) operation in a wireless communication system. A radio network controller (RNC) obtains WTRU-specific information, and transfers the WTRU-specific information to the Node-Bs. Each Node-B is configured to schedule uplink transmissions from a WTRU and utilizes the WTRU-specific information in operation of EU transmissions.

(12) INTERNATIONAL APPLICATION PUBLISHED UNDER THE PATENT COOPERATION TREATY (PCT)

(19) World Intellectual Property
Organization
International Bureau



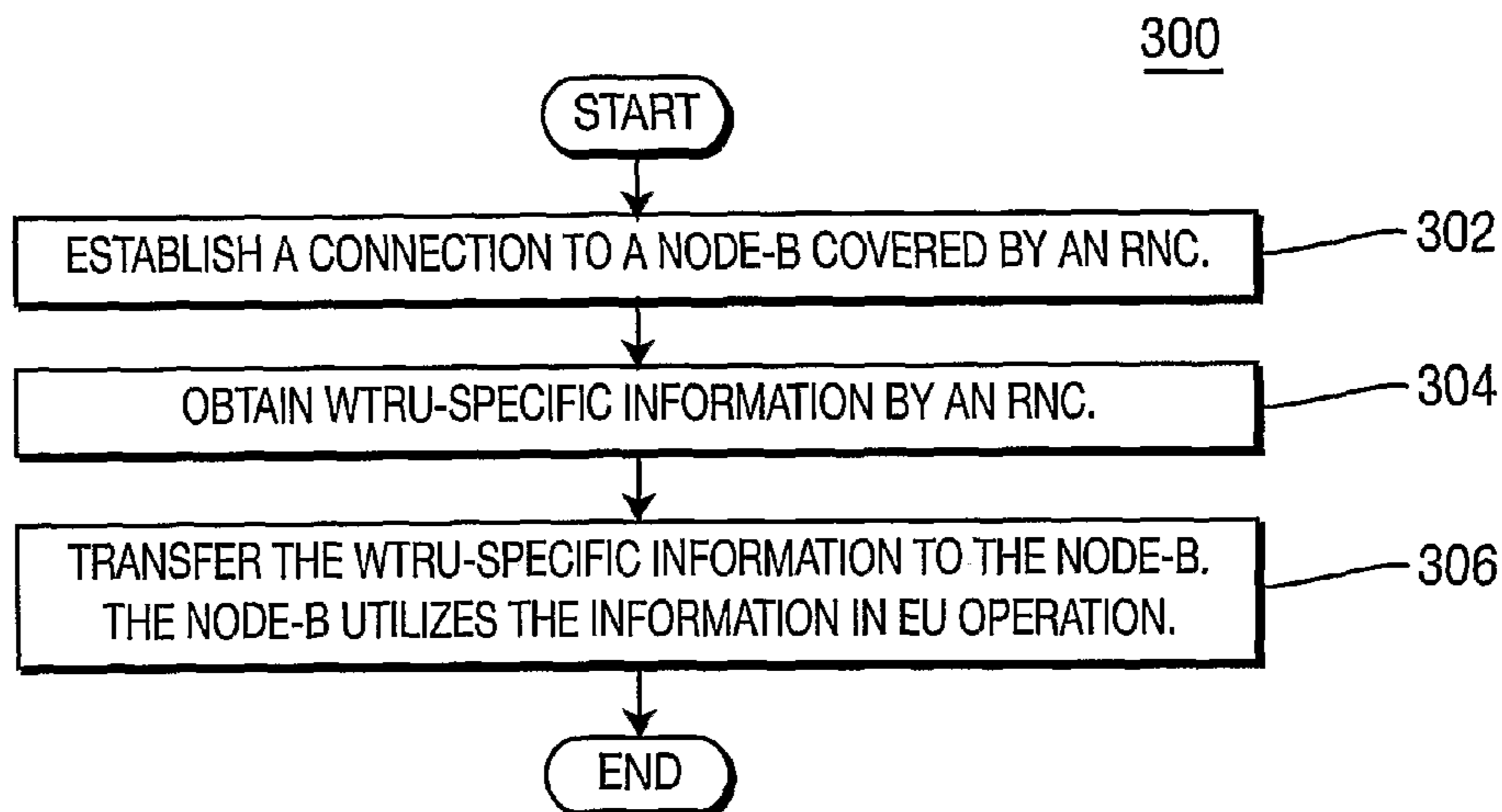
(43) International Publication Date
2 June 2005 (02.06.2005)

PCT

(10) International Publication Number
WO 2005/050850 A2

- (51) International Patent Classification⁷: **H04B**
- (21) International Application Number:
PCT/US2004/037524
- (22) International Filing Date:
9 November 2004 (09.11.2004)
- (25) Filing Language: English
- (26) Publication Language: English
- (30) Priority Data:
60/519,436 12 November 2003 (12.11.2003) US
- (71) Applicant (for all designated States except US): **INTER-DIGITAL TECHNOLOGY CORPORATION** [US/US]; 300 Delaware Avenue, Suite 527, Wilmington, Delaware 19801 (US).
- (72) Inventors; and
- (75) Inventors/Applicants (for US only): **RUDOLF, Marian** [DE/CA]; 2046 Rue de la Visitation, Montreal, Québec H2L 3C7 (CA). **TERRY, Stephen, E.** [US/US]; 15 Summit Avenue, Northport, New York 11768 (US). **DICK, Stephen, G.** [US/US]; 61 Bobann Drive, Nesconset, New York 11767 (US).
- (74) Agent: **BALLARINI, Robert, J.**; United Plaza, Suite 1600, 30 S. 17th Street, Philadelphia, Pennsylvania 19103 (US).
- (81) Designated States (unless otherwise indicated, for every kind of national protection available): AE, AG, AL, AM, AT, AU, AZ, BA, BB, BG, BR, BW, BY, BZ, CA, CH, CN, CO, CR, CU, CZ, DE, DK, DM, DZ, EC, EE, EG, ES, FI, GB, GD, GE, GH, GM, HR, HU, ID, IL, IN, IS, JP, KE, KG, KP, KR, KZ, LC, LK, LR, LS, LT, LU, LV, MA, MD, MG, MK, MN, MW, MX, MZ, NA, NI, NO, NZ, OM, PG, PH, PL, PT, RO, RU, SC, SD, SE, SG, SK, SL, SY, TJ, TM, TN, TR, TT, TZ, UA, UG, US, UZ, VC, VN, YU, ZA, ZM, ZW.
- (84) Designated States (unless otherwise indicated, for every kind of regional protection available): ARIPO (BW, GH, GM, KE, LS, MW, MZ, NA, SD, SL, SZ, TZ, UG, ZM, ZW), Eurasian (AM, AZ, BY, KG, KZ, MD, RU, TJ, TM), European (AT, BE, BG, CH, CY, CZ, DE, DK, EE, ES, FI, FR, GB, GR, HU, IE, IS, IT, LU, MC, NL, PL, PT, RO, SE, SI, SK, TR), OAPI (BF, BJ, CF, CG, CI, CM, GA, GN, GQ, GW, ML, MR, NE, SN, TD, TG).
- Published:**
— without international search report and to be republished upon receipt of that report
- For two-letter codes and other abbreviations, refer to the "Guidance Notes on Codes and Abbreviations" appearing at the beginning of each regular issue of the PCT Gazette.

(54) Title: METHOD AND SYSTEM FOR TRANSFERRING WIRELESS TRANSMIT/RECEIVE UNIT-SPECIFIC INFORMATION



(57) Abstract: The present invention is related to a method and system for transferring wireless transmit/receive unit (WTRU)-specific information to support enhanced uplink (EU) operation in a wireless communication system. A radio network controller (RNC) obtains WTRU-specific information, and transfers the WTRU-specific information to the Node-Bs. Each Node-B is configured to schedule uplink transmissions from a WTRU and utilizes the WTRU-specific information in operation of EU transmissions.

[0001] METHOD AND SYSTEM FOR TRANSFERRING WIRELESS
TRANSMIT/RECEIVE UNIT-SPECIFIC INFORMATION

[0002] FIELD OF INVENTION

[0003] The present invention is related to a wireless communication system. More particularly, the present invention is a method and system for transferring wireless transmit/receive unit (WTRU)-specific information.

[0004] BACKGROUND

[0005] In wireless communication systems implementing the Third Generation Partnership Project (3GPP) standards, the Radio Network Controller (RNC) maintains overall control of transmissions to WTRUs and knows the capabilities of each WTRU. However, the current scheme often incurs problems with throughput and transmission latency. In order to improve upon the current scheme, the Node-Bs may be relied upon to schedule and assign uplink (UL) radio resources to WTRUs. Node-Bs can make more efficient decisions and manage UL radio resources on a short-term basis better than an RNC, even if the RNC retains overall control over Node-Bs.

[0006] In order for a Node-B to assign UL radio resources to WTRUs in enhanced uplink (EU) operation, the Node-B must know several WTRU-specific parameters. Under the current 3GPP standard, only the RNC knows the WTRU-specific parameters. The RNC obtains this information via radio resource control (RRC) messages conveying WTRU-specific information. Therefore, it is necessary to forward the information to the Node-B for proper scheduling of radio resources in EU transmissions.

[0007] SUMMARY

[0008] The present invention is a method and system for transferring WTRU-specific information to the Node-Bs to support EU operation in a wireless communication system. An RNC obtains WTRU-specific information and transfers the WTRU-specific information to the Node-Bs. Each Node-B is configured to schedule UL transmissions from a WTRU and utilizes the WTRU-specific information in operation of EU transmissions.

[0009] BRIEF DESCRIPTION OF THE DRAWINGS

[0010] Figure 1 is a diagram of a wireless communication system.

[0011] Figure 2 is a block diagram for transferring WTRU-specific information among network entities in accordance with the present invention.

[0012] Figure 3 is a flow diagram of a process for transferring WTRU-specific information in accordance with the present invention.

[0013] DETAILED DESCRIPTION OF THE PREFERRED EMBODIMENTS

[0014] The present invention will be described with reference to the drawing figures wherein like numerals represent like elements throughout.

[0015] Hereafter, the terminology "WTRU" includes but is not limited to a user equipment, a mobile station, a fixed or mobile subscriber unit, a pager, or any other type of device capable of operating in a wireless environment. When referred to hereafter, the terminology "Node-B" includes but is not limited to a base station, a site controller, an access point or any other type of interfacing device in a wireless environment.

[0016] Figure 1 is a block diagram of a wireless communication system 100 in which an RNC 106 controls a plurality of Node-Bs 104, (only one being shown), and each Node-B 104 covers one or more cells 108a, 108b, 108c. There is typically one "serving cell" that serves the WTRU 102, but the WTRU 102 may be in soft handover with several cells at one time. For example, in EU operation, UL transmissions are scheduled and radio resources are assigned by the Node-B 104 to the WTRU 102 through a "serving" cell, for example cell 108c, to which the WTRU 102 has established a connection. The WTRU 102 may also be connected to other cells in support of soft handover.

[0017] Figure 2 is a block diagram of a system 200 for transferring WTRU-specific information to support EU operation in accordance with the present invention. The system 200 includes at least one WTRU 202, at least one Node-B 204, and at least one RNC 206. Communication links support signaling 208, 210, 212 between the WTRU 202, the Node-B 204 and the RNC 206. Initially, an RNC 206 obtains WTRU-specific information from a WTRU 202 using RRC messaging

208 during the initial connection. The information transferred from the WTRU 202 that is needed by the Node-B 204 is primarily physical transmission and reception capability information. The WTRU-specific information is then forwarded from the RNC 206 to a Node-B 204 to be used in scheduling UL transmissions for the WTRU 202.

[0018] A new signaling procedure may be utilized to transfer the information from the RNC 206 to the Node-B 204. Alternatively, the existing mechanisms, (for example the Radio Link Setup procedure over Iur and Iub interfaces), may be modified in order for the RNC 206 to forward relevant WTRU-specific information to the Node-B 204. Although the specific protocol or format used to transmit the information is not critical to the present invention, by way of the present example, the transfer of the information from the RNC 206 to the Node-B 204 is via Iub interface 210 and Iur interface. The RNC 206 transfers the WTRU-specific information to the Node-B 204 via the Radio Network Subsystem Application Protocol (RNSAP) control procedure (over the Iur interface) and the Node B Application Part (NBAP) control protocol (over the Iur interface). This information may be signaled along with the Radio Link Setup procedure in the UTRAN.

[0019] The forwarding of the WTRU-specific information may occur in response to a discrete event, such as when the WTRU 202 enters or establishes service in the service area covered by the RNC 206, or when the WTRU 202 leaves the service area. Alternatively, the forwarding of the WTRU specific information may occur periodically during the lifetime of a radio link whereby the WTRU 202 updates the WTRU-specific information.

[0020] The transfer of the WTRU-specific information may be initiated by either the RNC 206 or the Node-B 204. If it is initiated by the RNC 206, the WTRU-specific information is transferred at the initiation of the service or at the detection of change of WTRU-specific information from the RNC 206 to the Node-Bs 204. Alternatively, a Node-B 204 may request the information to be forwarded from the RNC 206 to the Node-B 204, and the RNC 206 subsequently transfers the information upon receipt of the request from the Node-B 204.

[0021] WTRU-specific information includes, but is not limited to: WTRU

capabilities with respect to EU; information affecting data rates and throughput; and information regarding physical and transport channel characteristics allocated to a WTRU and relevant to a Node-B.

[0022] Information affecting data rates and throughput includes, but is not limited to: the number of multi-codes supported for UL physical channels; modulation schemes and coding rates supported for UL physical channels; automatic repeat request (ARQ) buffer or memory sizes in the WTRU; WTRU power class; number of hybrid ARQ (H-ARQ) processes supported in the WTRU; the form of available WTRU memory for EU; supported bit rates and bits receivable per transmit time interval (TTI) at layer 1 (L1) or layer 2 (L2) level; and capability for simultaneous reception of other than EU-specific channels by the WTRU.

[0023] Information on physical and transport channel characteristics includes, but is not limited to: maximum or minimum power settings of UL or DL physical channels; shared or dedicated physical channels allocated by that WTRU (spreading and scrambling codes, periodicity or enumerations of time intervals when the WTRU can be allocated shared channel usage); and information on HSDPA WTRU capability class for DL services.

[0024] The present invention is applicable to both frequency division duplex (FDD) and time division duplex (TDD) modes. Because of the commonality of higher layer (RRC or via Iur/Iub) signaling for FDD and TDD modes, all parameters listed above also apply to a TDD mode. For a TDD application, some TDD-only parameters should also be included, such as number of EU TDD service timeslots per WTRU, number of EU TDD spreading codes per WTRU and per time slot, and allowable and configurable power settings of physical channels of EU TDD WTRU per timeslot and per WTRU.

[0025] High Speed Data Packet Architecture (HSDPA) WTRU capabilities for DL data transmissions have several common attributes to EU WTRU capabilities for UL data transmissions. Since a Node-B provides scheduling of both DL HSDPA and UL EU services, the Node-B has the ability to dynamically distribute capabilities between UL and DL services, potentially on a TTI basis, and to better determine UL and DL transmissions for improved quality of service

(QoS) and more efficient use of radio resources.

[0026] Figure 3 is a flow diagram of a process 300 for transferring WTRU-specific information in accordance with the present invention. A WTRU 202 establishes a connection 212 to a Node-B 204 in a region covered by an RNC 206 (step 202). The RNC 206 obtains WTRU-specific information from the WTRU 202 using RRC messaging (step 204). The RNC 206 transfers the WTRU-specific information to the Node-B 204 (step 206). The transfer of WTRU-specific information may be initiated by the Node-B 204. The Node-B 204 is configured to schedule UL transmissions from the WTRU 202, and utilize the WTRU-specific information in operation of EU transmission.

[0027] Although the features and elements of the present invention are described in the preferred embodiments in particular combinations, each feature or element can be used alone (without the other features and elements of the preferred embodiments) or in various combinations with or without other features and elements of the present invention.

*

*

*

CLAIMS

What is claimed is:

1. A method for transferring wireless transmit/receive unit (WTRU)-specific information to support enhanced uplink (EU) operation in a wireless communication system comprising a radio network controller (RNC), a plurality of Node-Bs, and a WTRU wherein each Node-B is configured to schedule uplink (UL) transmissions from the WTRU, the method comprising:

obtaining WTRU-specific information by the RNC; and,

transferring the WTRU-specific information from the RNC to at least one of the Node-Bs, whereby the at least one Node-Bs utilizes the WTRU-specific information in operation of EU transmission.

2. The method of claim 1 wherein the RNC updates the WTRU-specific information each time the WTRU-specific information changes.

3. The method of claim 1 wherein the WTRU-specific information includes at least one of WTRU capability with respect to EU, information regarding high speed downlink packet access (HSDPA) capability, information affecting data rates and throughput, and information on physical and transport channel characteristics allocated to the WTRU and relevant to the Node-B.

4. The method of claim 3 wherein the information affecting data rates and throughput includes one of the number of multi-codes supported for UL physical channels, modulation schemes and coding rates supported for UL physical channels, automatic repeat request (ARQ) buffer or memory sizes in a WTRU, WTRU power class, number of hybrid ARQ (H-ARQ) processes supported in the WTRU, any form of available WTRU memory for EU or HSDPA service, supported bit rates and bits receivable per transmit time interval (TTI) at layer 1 (L1) or layer 2 (L2) level, and capability for simultaneous reception of other than EU specific channels by the WTRU.

5. The method of claim 3 wherein the information on physical and transport channel characteristics includes at least one of maximum or minimum power settings of UL or downlink (DL) physical channels, shared or dedicated physical channels allocated by that WTRU, and information on HSDPA WTRU capability class for DL services.

6. The method of claim 3 wherein the WTRU-specific information further includes at least one of the number of EU time division duplex (TDD) service timeslots per WTRU, number of EU TDD spreading codes per WTRU and per time slot, and allowable and configurable power settings of physical channels of EU TDD WTRU per timeslot and per WTRU.

7. A wireless communication system for transferring wireless transmit/receive unit (WTRU)-specific information to support enhanced uplink (EU) operation, the system comprising:

a WTRU;

a plurality of Node-Bs, each Node-B being configured to schedule uplink (UL) transmissions from the WTRU based on the WTRU-specific information; and,

a radio network controller (RNC) comprising:

means for obtaining WTRU-specific information; and,

means for transferring the WTRU-specific information to the Node-

Bs.

8. The system of claim 7 wherein the RNC updates the WTRU-specific information each time the WTRU-specific information changes.

9. The system of claim 7 wherein the WTRU-specific information includes at least one of WTRU capability with respect to EU, information regarding high speed downlink packet access (HSDPA) capability, information affecting data rates and throughput, and information on physical and transport channel characteristics allocated to the WTRU and relevant to the Node-B.

10. The system of claim 9 wherein the information affecting data rates and throughput includes at least one of the number of multi-codes supported for UL physical channels, modulation schemes and coding rates supported for UL physical channels, WTRU automatic repeat request (ARQ) buffer or memory sizes, power class, number of hybrid ARQ (H-ARQ) processes supported in the WTRU, any form of available WTRU memory for EU or HSDPA service, supported bit rates and bits receivable per transmit time interval (TTI) at layer 1 (L1) or layer 2 (L2) level, and capability for simultaneous reception of other than EU specific channels by the WTRU.

11. The system of claim 9 wherein the information on physical and transport channel characteristics includes at least one of the maximum or minimum power settings of UL or downlink (DL) physical channels, shared or dedicated physical channels allocated by that WTRU, and information on HSDPA WTRU capability class for DL services.

12. The system of claim 9 wherein the WTRU-specific information further includes at least one of the number of EU time division duplex (TDD) service timeslots per WTRU, number of EU TDD spreading codes per WTRU and per time slot, and allowable and configurable power settings of physical channels of EU TDD WTRU per timeslot and per WTRU.

13. A method for transferring wireless transmit/receive unit (WTRU)-specific information to support High Speed Data Packet Architecture (HSDPA) operation in a wireless communication system comprising a radio network controller (RNC), a plurality of Node-Bs, and a WTRU; wherein each Node-B is configured to schedule downlink (DL) transmissions to the WTRU, the method comprising:

obtaining WTRU-specific information by the RNC; and,

transferring the WTRU-specific information from the RNC to at least one of the Node-Bs, whereby the at least one Node-Bs utilizes the WTRU-specific information in operation of EU transmission.

14. The method of claim 1, wherein the system supports enhanced uplink (EU) operation, further comprising the Node B being configured to schedule uplink (UL) transmissions from the WTRU, whereby the at least one Node B utilizes the WTRU – specific information to dynamically schedule both (EU) and (HSDPA) transmissions.

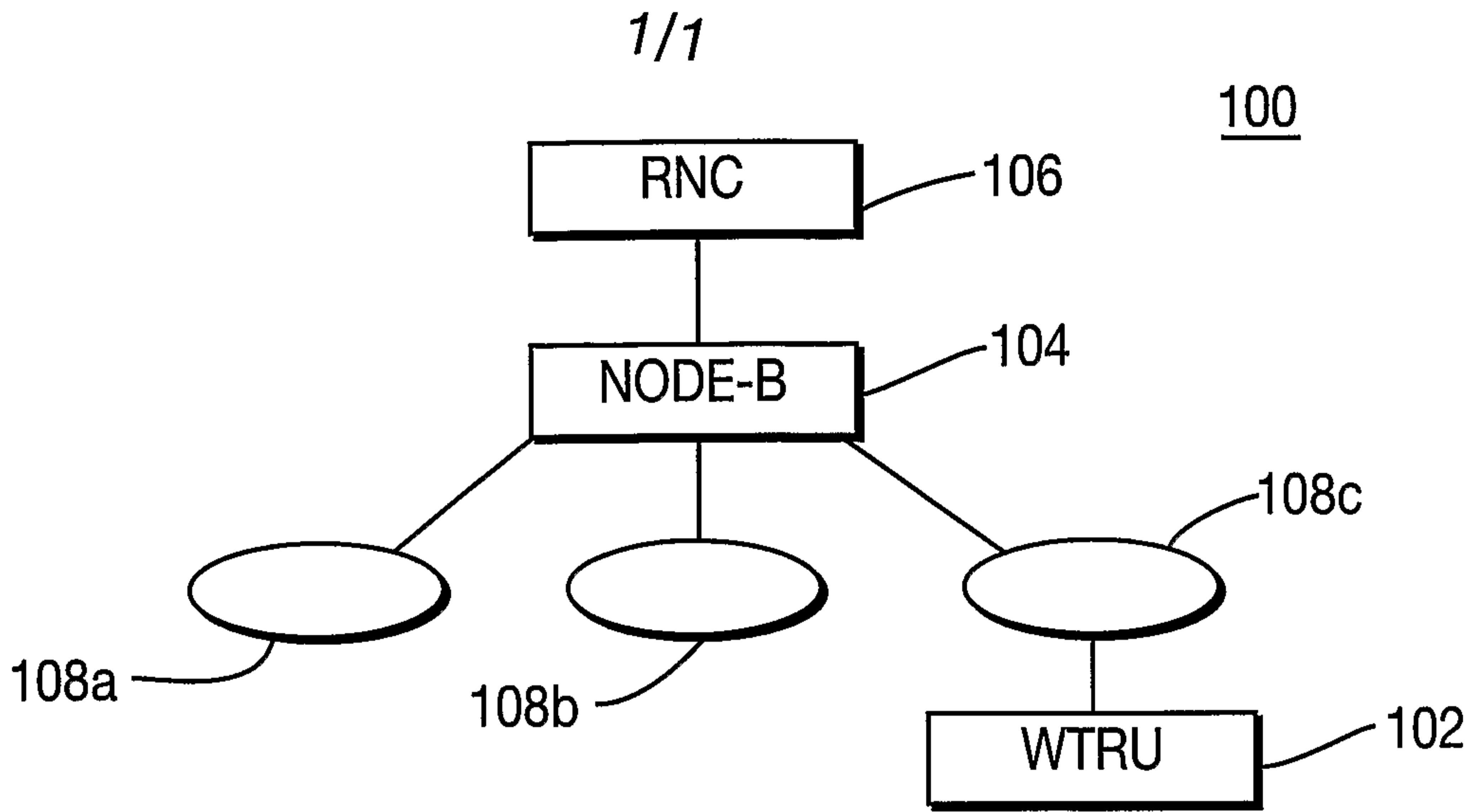
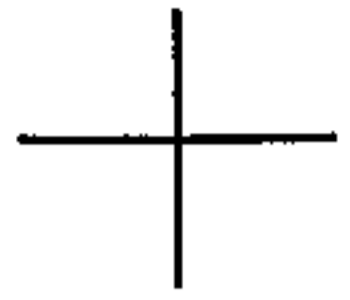


FIG. 1

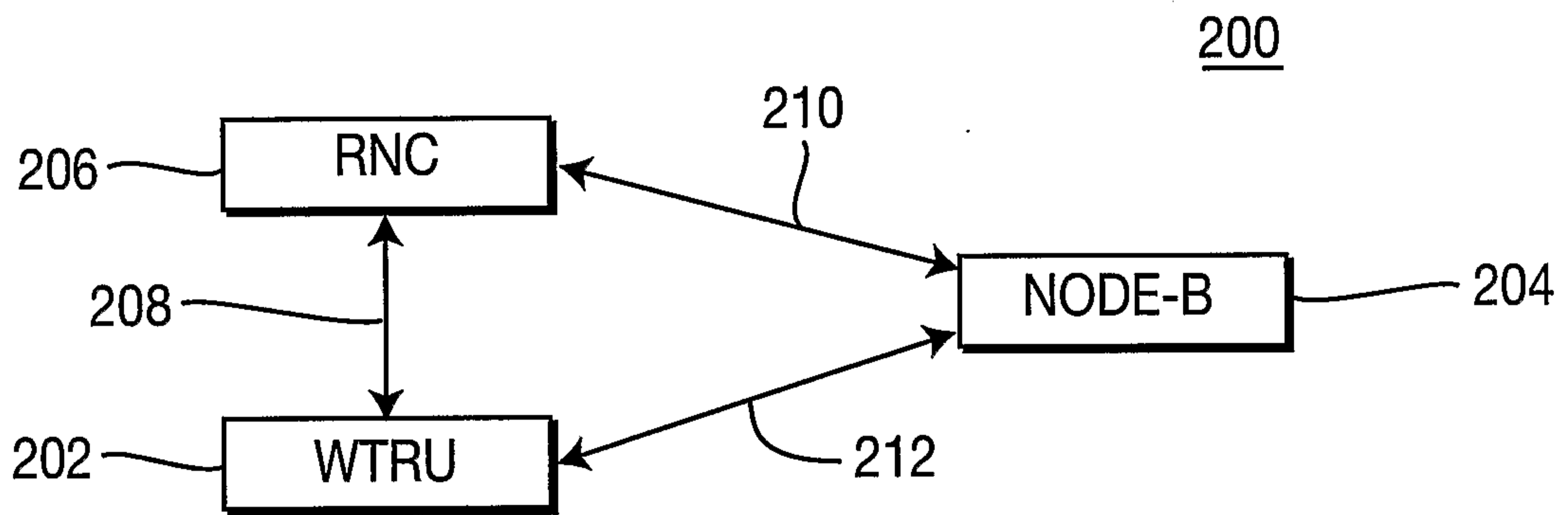


FIG. 2

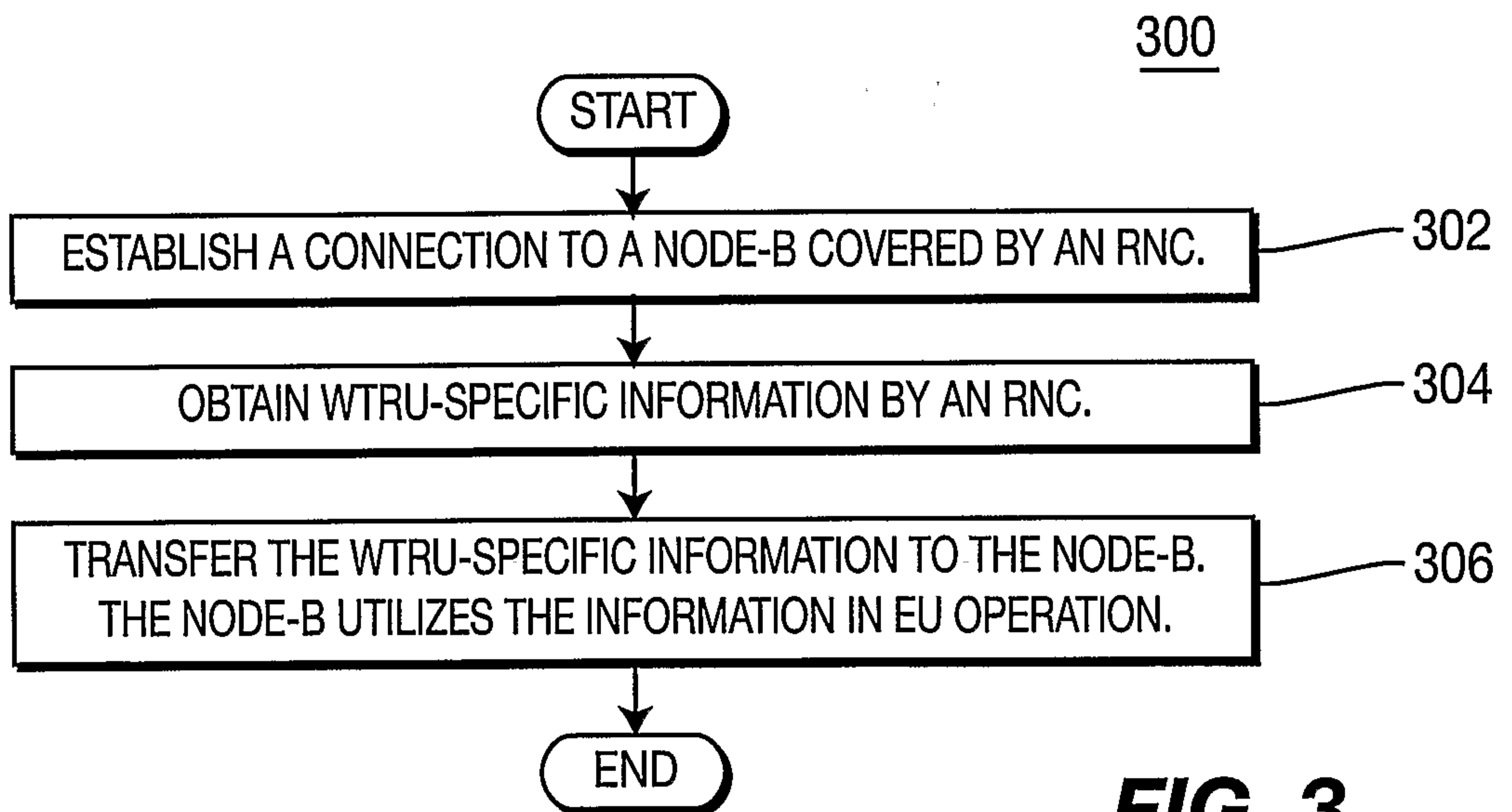
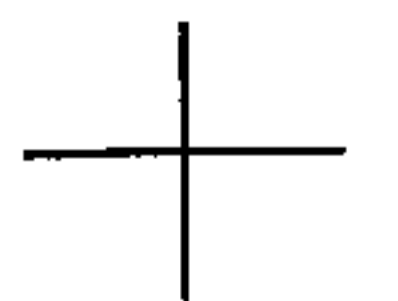


FIG. 3



300

