



US00D826943S

(12) **United States Design Patent**
Shino et al.

(10) **Patent No.:** **US D826,943 S**

(45) **Date of Patent:** **** Aug. 28, 2018**

(54) **PORT REPLICATOR**

(71) Applicant: **Panasonic Intellectual Property Management Co., Ltd., Osaka (JP)**

(72) Inventors: **Keisuke Shino, Osaka (JP); Go Osaki, Tokyo (JP); Shinji Fujita, Osaka (JP); Muneo Iwamoto, Osaka (JP)**

(73) Assignee: **Panasonic Intellectual Property Management Co., Ltd., Osaka (JP)**

(**) Term: **15 Years**

(21) Appl. No.: **29/597,358**

(22) Filed: **Mar. 16, 2017**

(30) **Foreign Application Priority Data**

Feb. 22, 2017 (JP) 2017-003440
Feb. 22, 2017 (JP) 2017-003441

(51) **LOC (11) Cl.** **14-02**

(52) **U.S. Cl.**
USPC **D14/434**

(58) **Field of Classification Search**
USPC D14/434, 440, 447, 251-253, 432, 451, D14/452, 454, 140, 142, 149, 217, 240, D14/299, 496, 356, 358, 357, 433, 359, D14/361, 363, 385; D13/103, 107, 108, D13/118, 119, 184; D21/333; D6/512, D6/672, 682
CPC G06F 1/1632; G06F 1/1635; G06F 1/1637; F16M 11/00; F16M 11/04; F16M 11/041
See application file for complete search history.

(56) **References Cited**

U.S. PATENT DOCUMENTS

4,252,244 A * 2/1981 Christian B21D 51/24 220/586
D331,920 S * 12/1992 Iino D14/434
D356,782 S * 3/1995 Leman D14/434

D359,034 S * 6/1995 Kondo D14/434
D366,034 S * 1/1996 Youens D14/434
D366,468 S * 1/1996 Ryan D14/434

(Continued)

OTHER PUBLICATIONS

Toughbook CF-33 Desktop Docking Station—CF-VEB331U. muggedmobile.com. (online) 1 pg. [Retrieved on Jun. 28, 2018] <https://www.muggedmobile.com/toughbook-cf-33-desktop-dock-CF-VEB331U.aspx> IMG URL: <https://www.muggedmobile.com/images/products/detail/toughbook33infographic14.png>*

Primary Examiner — Susan Bennett Hattan

Assistant Examiner — Marie D. Fast Horse

(74) *Attorney, Agent, or Firm* — Panasonic IP Management; Kerry S. Culpepper

(57) **CLAIM**

We claim the ornamental design for a port replicator, as shown and described.

DESCRIPTION

FIG. 1 is a front perspective view of a first embodiment of a port replicator of the present invention;

FIG. 2 is a front view thereof;

FIG. 3 is a rear view thereof;

FIG. 4 is a first side view thereof;

FIG. 5 is a second side view thereof;

FIG. 6 is a top view thereof;

FIG. 7 is a bottom view thereof;

FIG. 8 is a front perspective view of a second embodiment of a port replicator of the present invention;

FIG. 9 is a front view thereof;

FIG. 10 is a rear view thereof;

FIG. 11 is a first side view thereof;

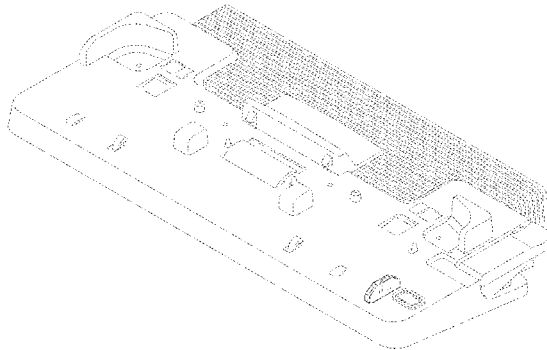
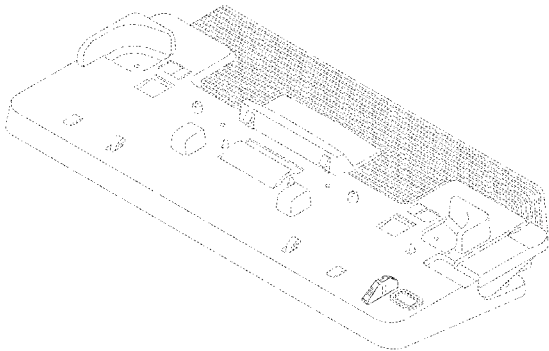
FIG. 12 is a second side view thereof;

FIG. 13 is a top view thereof; and,

FIG. 14 is a bottom view thereof.

The broken lines in the drawings depict portions of the port replicator that form no part of the claimed design.

1 Claim, 14 Drawing Sheets



(56)

References Cited

U.S. PATENT DOCUMENTS

D366,469	S *	1/1996	Youens	D14/434	D716,817	S *	11/2014	Yang	D14/447
D371,545	S *	7/1996	Ojeda	D14/434	D750,509	S *	3/2016	Jones	D10/65
D372,901	S *	8/1996	Chu	D14/434	D767,487	S *	9/2016	Huang	D13/107
D378,676	S *	4/1997	Goodman	D14/447	D776,661	S *	1/2017	Takiguchi	D14/434
D389,819	S *	1/1998	Yamazaki	D14/434	D780,762	S *	3/2017	Ju	D14/434
D391,929	S *	3/1998	Inoue	D14/434	D789,371	S *	6/2017	Iwamoto	D14/433
D391,931	S *	3/1998	Iino	D14/434	9,817,441	B1 *	11/2017	Kuo	G06F 1/1632
D394,247	S *	5/1998	Kondo	D14/434	9,898,041	B2 *	2/2018	Blowers	G06F 1/1632
D396,454	S *	7/1998	Shima	D14/434	2002/0105783	A1 *	8/2002	Kitahara	G06F 1/1632 361/695
D400,515	S *	11/1998	Shima	D14/433	2004/0120112	A1 *	6/2004	Mullen	G06F 1/1632 361/679.41
D402,642	S *	12/1998	Faranda	D14/434	2004/0145864	A1 *	7/2004	Usui	G06F 1/1632 361/679.41
D408,025	S *	4/1999	Tanimura	D14/434	2004/0223293	A1 *	11/2004	Nakano	G06F 1/1632 361/679.43
D412,319	S *	7/1999	Lee	D14/434	2005/0036285	A1 *	2/2005	Lee	G06F 1/1632 361/679.33
D413,108	S *	8/1999	Suzuki	D14/434	2005/0184210	A1 *	8/2005	Ke	G06F 1/1632 248/346.01
D415,740	S *	10/1999	Lee	D14/434	2006/0190653	A1 *	8/2006	Wahler	G06F 1/1632 710/303
D415,741	S *	10/1999	Lee	D14/434	2006/0274495	A1 *	12/2006	Nakamura	G06F 1/1632 361/679.01
D416,547	S *	11/1999	Lee	D14/434	2007/0043959	A1 *	2/2007	Gold	G06F 1/1632 713/300
D416,548	S *	11/1999	Sugano	D14/434	2008/0054769	A1 *	3/2008	Ling	G06F 1/1632 312/223.2
D420,651	S *	2/2000	Lee	D14/434	2008/0055844	A1 *	3/2008	Kobayashi	G06F 1/1632 361/679.43
D421,424	S *	3/2000	Lee	D14/434	2008/0100995	A1 *	5/2008	Ryder	G06F 1/1632 361/601
D423,473	S *	4/2000	Iwamoto	D14/434	2008/0259556	A1 *	10/2008	Tracy	G06F 1/1632 361/679.49
6,072,695	A *	6/2000	Steiger	G06F 1/1632 361/679.41	2009/0213536	A1 *	8/2009	Lewandowski	G06F 1/1632 361/679.43
6,108,200	A *	8/2000	Fullerton	G06F 1/1632 235/145 R	2012/0155014	A1 *	6/2012	Tachibana	G06F 1/1632 361/679.41
6,135,801	A *	10/2000	Helot	G06F 1/1632 439/341	2013/0335915	A1 *	12/2013	Lai	G06F 1/1632 361/679.44
6,239,969	B1 *	5/2001	Howell	G06F 1/1632 361/679.41	2015/0288215	A1 *	10/2015	Zhang	G06F 1/1632 713/323
6,280,212	B1 *	8/2001	Nguyen	G06F 1/1632 439/157	2016/0149428	A1 *	5/2016	Nunami	G06F 1/1632 320/136
D449,304	S *	10/2001	Herath	D14/433	2016/0218472	A1 *	7/2016	Chen	G06F 1/1632
6,331,934	B1 *	12/2001	Helot	G06F 1/1632 361/679.41	2016/0236493	A1 *	8/2016	Lyman	G06F 1/1632
6,353,536	B1 *	3/2002	Nakamura	G06F 1/1632 361/679.41	2016/0349793	A1 *	12/2016	Tsukasaki	G06F 1/1632
6,366,458	B1 *	4/2002	Yoshida	G06F 1/1632 361/679.41	2017/0279293	A1 *	9/2017	Vassilieff	H02J 7/025
D504,893	S *	5/2005	Araki	D14/434	2018/0046216	A1 *	2/2018	Iwamoto	G06F 1/1632
D514,576	S *	2/2006	Sung	D14/434						
D532,368	S *	11/2006	Yamada	D13/108						
D554,582	S *	11/2007	Iseki	D13/108						
D561,186	S *	2/2008	Kawase	D14/434						
7,532,466	B2 *	5/2009	Kobayashi	G06F 1/1632 361/679.41						
D605,233	S *	12/2009	Ashida	D14/434						
D650,448	S *	12/2011	Zenri	D21/333						
D701,509	S *	3/2014	DeGiovine	D14/433						

* cited by examiner

FIG. 1

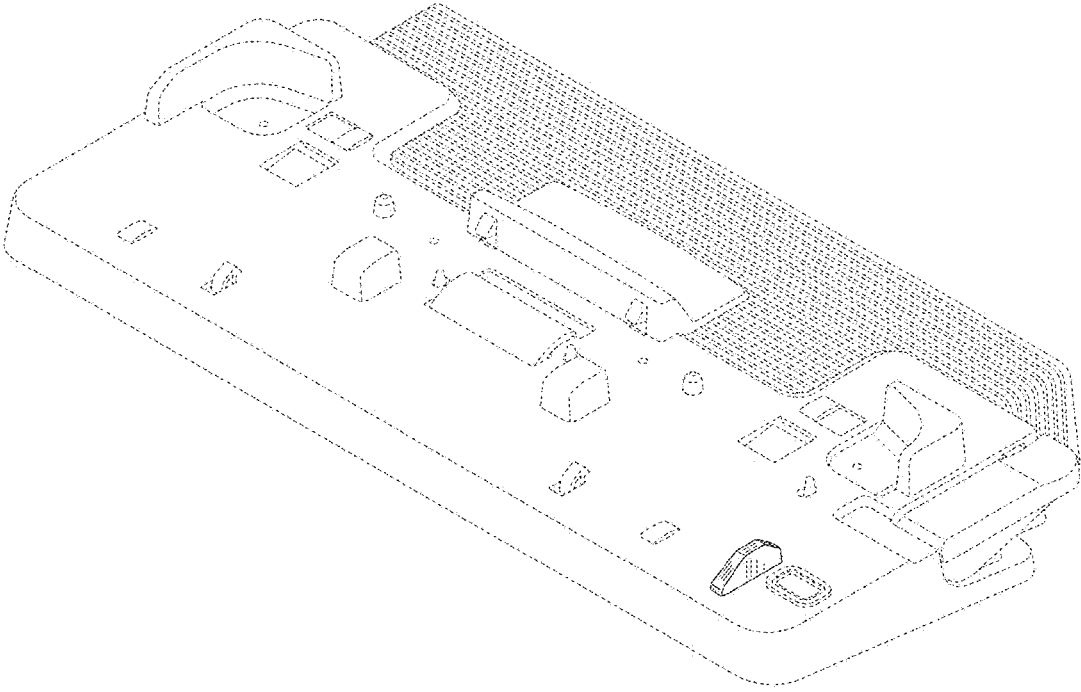


FIG. 2




FIG. 3

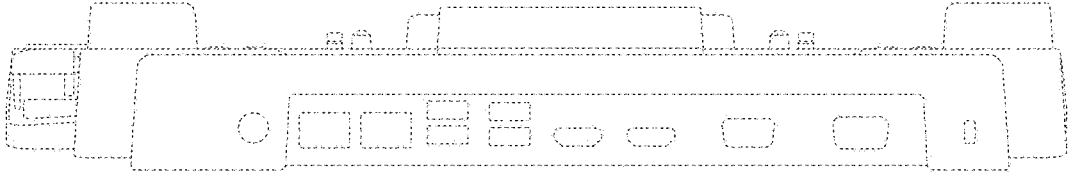


FIG. 4

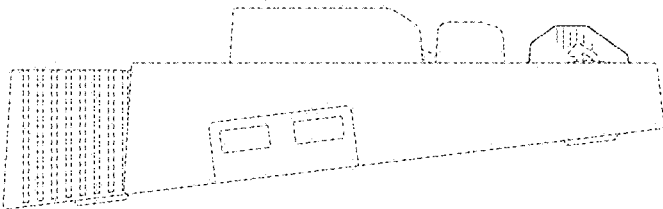


FIG. 5

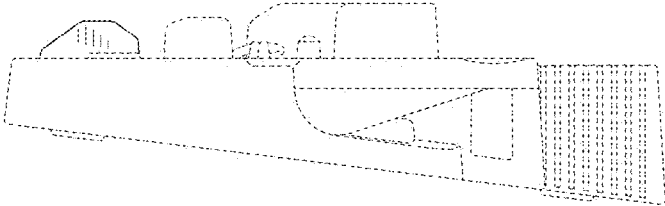


FIG. 6

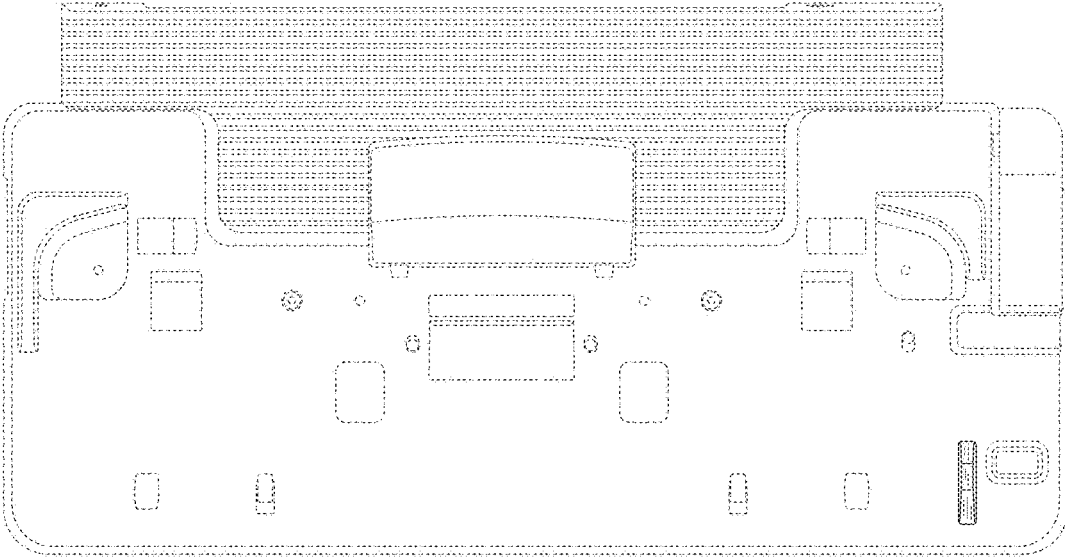


FIG. 7



FIG. 8

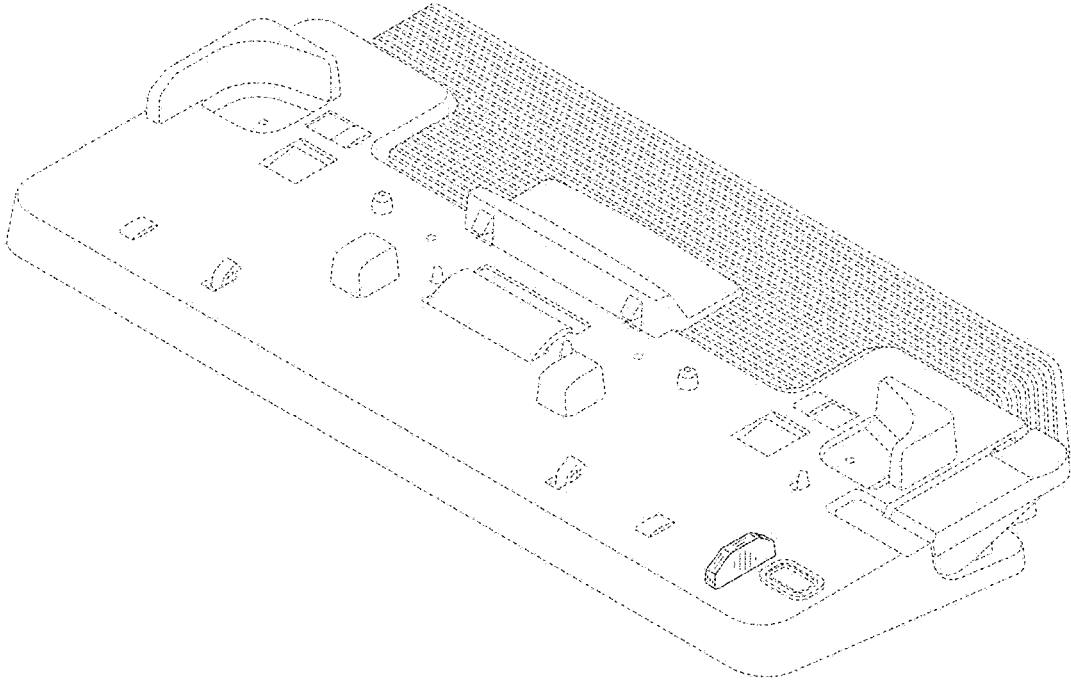


FIG. 9




FIG. 10




FIG. 11

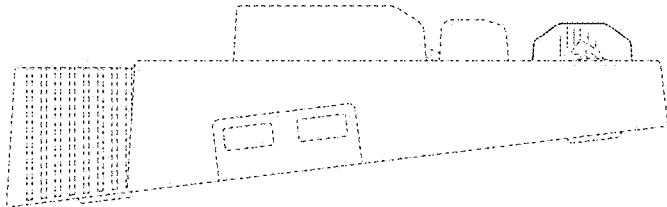


FIG. 12

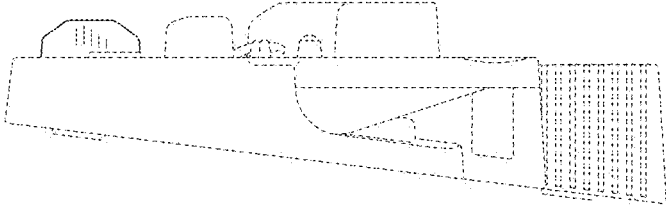


FIG. 13

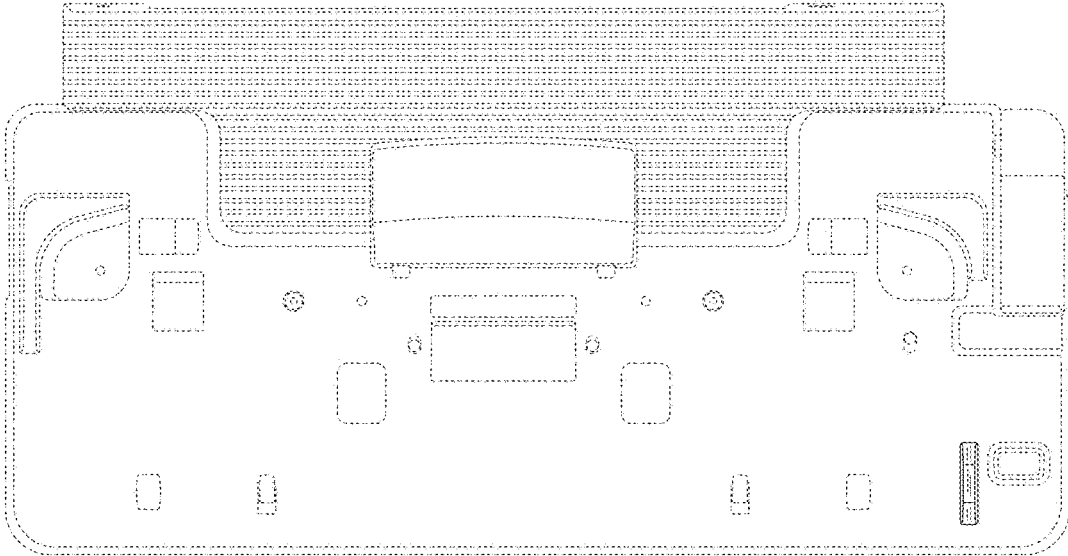


FIG. 14

