

(12) PATENT
(19) AUSTRALIAN PATENT OFFICE

(11) Application No. AU 199725548 B2
(10) Patent No. 706495

(54) Title
Inhibitors of farnesyl-protein transferase

(51)⁶ International Patent Classification(s)
A61K 031/495 C07D 403/06

(21) Application No: **199725548**

(22) Application Date: **1997.03.27**

(87) WIPO No: **WO97/36593**

(30) Priority Data

(31) Number	(32) Date	(33) Country
60/014593	1996.04.03	US
9613460	1996.06.27	GB

(43) Publication Date : **1997.10.22**

(43) Publication Journal Date : **1997.12.18**

(44) Accepted Journal Date : **1999.06.17**

(71) Applicant(s)
Merck and Co., Inc.

(72) Inventor(s)
Dong D. Wei; Theresa M. Williams

(74) Agent/Attorney
SPRUSON and FERGUSON,GPO Box 3898,SYDNEY NSW 2001

OPI DATE 22/10/97 APPLN. ID 25548/97
AOJP DATE 18/12/97 PCT NUMBER PCT/US97/05144



AU9725548

IN

)

(51) International Patent Classification ⁶ :
A61K 31/495, C07D 403/06

A1

(11) International Publication Number: WO 97/36593

(43) International Publication Date: 9 October 1997 (09.10.97)

(21) International Application Number: PCT/US97/05144

(22) International Filing Date: 27 March 1997 (27.03.97)

(30) Priority Data:
60/014,593 3 April 1996 (03.04.96) US
9613460.6 27 June 1996 (27.06.96) GB

(71) Applicant (for all designated States except US): MERCK & CO., INC. [US/US]; 126 East Lincoln Avenue, Rahway, NJ 07065 (US).

(72) Inventors; and

(75) Inventors/Applicants (for US only): WEI, Dong, D. [CN/US]; 126 East Lincoln Avenue, Rahway, NJ 07065 (US). WILLIAMS, Theresa, M. [US/US]; 126 East Lincoln Avenue, Rahway, NJ 07065 (US).

(74) Common Representative: MERCK & CO., INC.; 126 East Lincoln Avenue, Rahway, NJ 07065 (US).

(81) Designated States: AL, AM, AU, AZ, BA, BB, BG, BR, BY, CA, CN, CU, CZ, EE, GE, HU, IL, IS, JP, KG, KR, KZ, LC, LK, LR, LT, LV, MD, MG, MK, MN, MX, NO, NZ, PL, RO, RU, SG, SI, SK, TJ, TM, TR, TT, UA, US, UZ, VN, YU, ARIPO patent (GH, KE, LS, MW, SD, SZ, UG), Eurasian patent (AM, AZ, BY, KG, KZ, MD, RU, TJ, TM), European patent (AT, BE, CH, DE, DK, ES, FI, FR, GB, GR, IE, IT, LU, MC, NL, PT, SE), OAPI patent (BF, BJ, CF, CG, CI, CM, GA, GN, ML, MR, NE, SN, TD, TG).

Published

With international search report.

(54) Title: INHIBITORS OF FARNESYL-PROTEIN TRANSFERASE

(57) Abstract

The present invention is directed to compounds which inhibit farnesyl-protein transferase (FTase) and the farnesylation of the oncogene protein Ras. The invention is further directed to chemotherapeutic compositions containing the compounds of this invention and methods for inhibiting farnesyl-protein transferase and the farnesylation of the oncogene protein Ras.

- 1 -

TITLE OF THE INVENTION

INHIBITORS OF FARNESYL-PROTEIN TRANSFERASE

BACKGROUND OF THE INVENTION

5 The Ras proteins (Ha-Ras, Ki4a-Ras, Ki4b-Ras and N-Ras) are part of a signalling pathway that links cell surface growth factor receptors to nuclear signals initiating cellular proliferation. Biological and biochemical studies of Ras action indicate that Ras functions like a G-regulatory protein. In the inactive state, Ras is bound to GDP.

10 Upon growth factor receptor activation Ras is induced to exchange GDP for GTP and undergoes a conformational change. The GTP-bound form of Ras propagates the growth stimulatory signal until the signal is terminated by the intrinsic GTPase activity of Ras, which returns the protein to its inactive GDP bound form (D.R. Lowy and

15 D.M. Willumsen, *Ann. Rev. Biochem.* 62:851-891 (1993)). Mutated *ras* genes (Ha-*ras*, Ki4a-*ras*, Ki4b-*ras* and N-*ras*) are found in many human cancers, including colorectal carcinoma, exocrine pancreatic carcinoma, and myeloid leukemias. The protein products of these genes are defective in their GTPase activity and constitutively transmit

20 a growth stimulatory signal.

Ras must be localized to the plasma membrane for both normal and oncogenic functions. At least 3 post-translational modifications are involved with Ras membrane localization, and all 3 modifications occur at the C-terminus of Ras. The Ras C-terminus

25 contains a sequence motif termed a "CAAX" or "Cys-Aaa¹-Aaa²-Xaa" box (Cys is cysteine, Aaa is an aliphatic amino acid, the Xaa is any amino acid) (Willumsen *et al.*, *Nature* 310:583-586 (1984)). Depending on the specific sequence, this motif serves as a signal sequence for the enzymes farnesyl-protein transferase or geranylgeranyl-protein

30 transferase, which catalyze the alkylation of the cysteine residue of the CAAX motif with a C₁₅ or C₂₀ isoprenoid, respectively. (S. Clarke., *Ann. Rev. Biochem.* 61:355-386 (1992); W.R. Schafer and J. Rine, *Ann. Rev. Genetics* 30:209-237 (1992)). The Ras protein is one of several proteins that are known to undergo post-translational

- 2 -

farnesylation. Other farnesylated proteins include the Ras-related GTP-binding proteins such as Rho, fungal mating factors, the nuclear lamins, and the gamma subunit of transducin. James, et al., *J. Biol. Chem.* 269, 14182 (1994) have identified a peroxisome associated protein Pxf which is also farnesylated. James, et al., have also suggested that there are farnesylated proteins of unknown structure and function in addition to those listed above.

Inhibition of farnesyl-protein transferase has been shown to block the growth of Ras-transformed cells in soft agar and to modify other aspects of their transformed phenotype. It has also been demonstrated that certain inhibitors of farnesyl-protein transferase selectively block the processing of the Ras oncoprotein intracellularly (N.E. Kohl *et al.*, *Science*, 260:1934-1937 (1993) and G.L. James *et al.*, *Science*, 260:1937-1942 (1993). Recently, it has been shown that an inhibitor of farnesyl-protein transferase blocks the growth of *ras*-dependent tumors in nude mice (N.E. Kohl *et al.*, *Proc. Natl. Acad. Sci U.S.A.*, 91:9141-9145 (1994) and induces regression of mammary and salivary carcinomas in *ras* transgenic mice (N.E. Kohl *et al.*, *Nature Medicine*, 1:792-797 (1995).

Indirect inhibition of farnesyl-protein transferase *in vivo* has been demonstrated with lovastatin (Merck & Co., Rahway, NJ) and compactin (Hancock *et al.*, *ibid*; Casey *et al.*, *ibid*; Schafer *et al.*, *Science* 245:379 (1989)). These drugs inhibit HMG-CoA reductase, the rate limiting enzyme for the production of polyisoprenoids including farnesyl pyrophosphate. Farnesyl-protein transferase utilizes farnesyl pyrophosphate to covalently modify the Cys thiol group of the Ras CAAX box with a farnesyl group (Reiss *et al.*, *Cell*, 62:81-88 (1990); Schaber *et al.*, *J. Biol. Chem.*, 265:14701-14704 (1990); Schafer *et al.*, *Science*, 249:1133-1139 (1990); Manne *et al.*, *Proc. Natl. Acad. Sci USA*, 87:7541-7545 (1990)). Inhibition of farnesyl pyrophosphate biosynthesis by inhibiting HMG-CoA reductase blocks Ras membrane localization in cultured cells. However, direct inhibition of farnesyl-protein transferase would be more specific and attended by fewer side

- 3 -

effects than would occur with the required dose of a general inhibitor of isoprene biosynthesis.

Inhibitors of farnesyl-protein transferase (FPTase) have been described in two general classes. The first are analogs of farnesyl diphosphate (FPP), while the second class of inhibitors is related to the protein substrates (e.g., Ras) for the enzyme. The peptide derived inhibitors that have been described are generally cysteine containing molecules that are related to the CAAX motif that is the signal for protein prenylation. (Schaber *et al.*, *ibid*; Reiss *et. al.*, *ibid*; Reiss *et al.*, *PNAS*, 88:732-736 (1991)). Such inhibitors may inhibit protein prenylation while serving as alternate substrates for the farnesyl-protein transferase enzyme, or may be purely competitive inhibitors (U.S. Patent 5,141,851, University of Texas; N.E. Kohl *et al.*, *Science*, 260:1934-1937 (1993); Graham, et al., *J. Med. Chem.*, 37, 725 (1994)). In general, deletion of the thiol from a CAAX derivative has been shown to dramatically reduce the inhibitory potency of the compound. However, the thiol group potentially places limitations on the therapeutic application of FPTase inhibitors with respect to pharmacokinetics, pharmacodynamics and toxicity. Therefore, a functional replacement for the thiol is desirable.

It has recently been reported that farnesyl-protein transferase inhibitors are inhibitors of proliferation of vascular smooth muscle cells and are therefore useful in the prevention and therapy of arteriosclerosis and diabetic disturbance of blood vessels (JP H7-112930).

It has recently been disclosed that certain tricyclic compounds which optionally incorporate a piperidine moiety are inhibitors of FPTase (WO 95/10514, WO 95/10515 and WO 95/10516). Imidazole-containing inhibitors of farnesyl protein transferase have also been disclosed (WO 95/09001 and EP 0 675 112 A1).

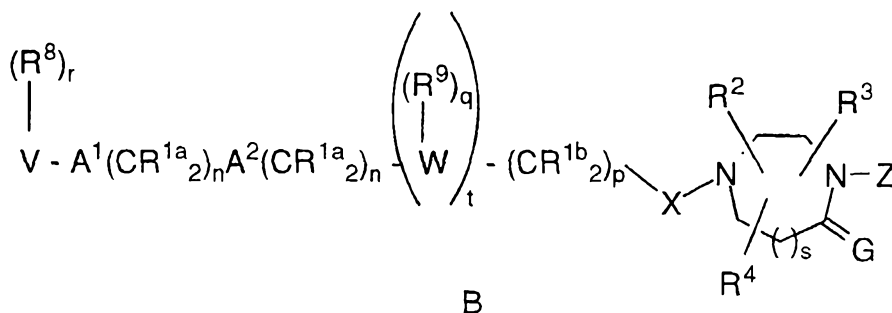
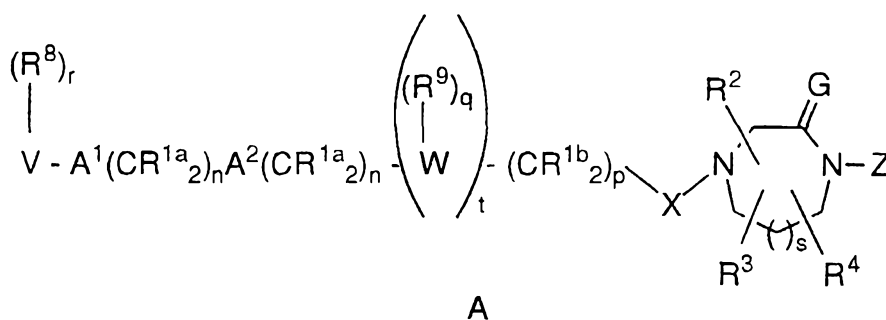
It is, therefore, an object of this invention to develop peptidomimetic compounds that do not have a thiol moiety, and that will inhibit farnesyl-protein transferase and thus, the post-translational farnesylation of proteins. It is a further object of this invention to

develop chemotherapeutic compositions containing the compounds of this invention and methods for producing the compounds of this invention.

5 SUMMARY OF THE INVENTION

The present invention comprises peptidomimetic piperazine- or piperazinone-containing compounds which inhibit the farnesyl-protein transferase. The instant compounds lack a thiol moiety and thus offer unique advantages in terms of improved pharmacokinetic
 10 behavior in animals, prevention of thiol-dependent chemical reactions, such as rapid autoxidation and disulfide formation with endogenous thiols, and reduced systemic toxicity. Further contained in this invention are chemotherapeutic compositions containing these farnesyl transferase inhibitors and methods for their production.

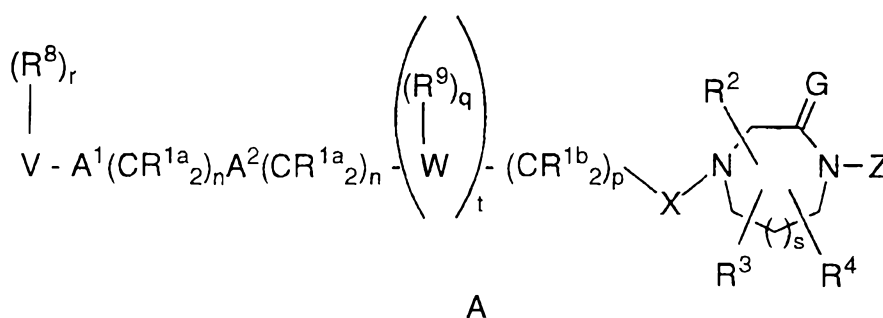
15 The compounds of this invention are illustrated by the formulae A and B:



- 5 -

DETAILED DESCRIPTION OF THE INVENTION

The compounds of this invention are useful in the inhibition of farnesyl-protein transferase and the farnesylation of the oncogene protein Ras. In a first embodiment of this invention, the inhibitors of farnesyl-protein transferase are illustrated by the formula A:



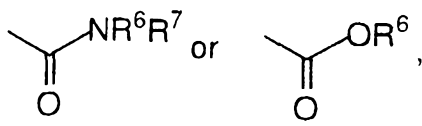
wherein:

- 10 R^{1a} and R^{1b} are independently selected from:
- a) hydrogen,
 - b) aryl, heterocycle, C₃-C₁₀ cycloalkyl, C₂-C₆ alkenyl, C₂-C₆ alkynyl, R¹⁰O-, R¹¹S(O)_m-, R¹⁰C(O)NR¹⁰-, CN(R¹⁰)₂NC(O)-, R¹⁰₂N-C(NR¹⁰)-, CN, NO₂, R¹⁰C(O)-, N₃, -N(R¹⁰)₂, or R¹¹OC(O)NR¹⁰-,
 - 15 c) unsubstituted or substituted C₁-C₆ alkyl wherein the substituent on the substituted C₁-C₆ alkyl is selected from unsubstituted or substituted aryl, heterocyclic, C₃-C₁₀ cycloalkyl, C₂-C₆ alkenyl, C₂-C₆ alkynyl, R¹⁰O-, R¹¹S(O)_m-, R¹⁰C(O)NR¹⁰-, (R¹⁰)₂NC(O)-, R¹⁰₂N-C(NR¹⁰)-, CN, R¹⁰C(O)-, N₃, -N(R¹⁰)₂, and R¹¹OC(O)NR¹⁰-;
 - 20

25 R² and R³ are independently selected from: H; unsubstituted or substituted C₁-8 alkyl, unsubstituted or substituted C₂-8 alkenyl,

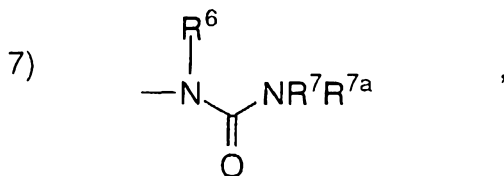
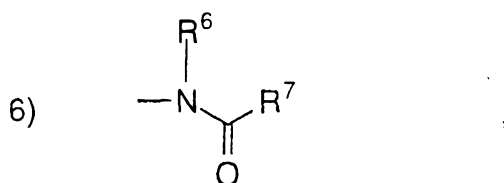
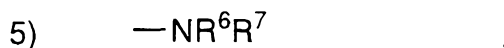
- 6 -

unsubstituted or substituted C₂-8 alkynyl, unsubstituted or substituted aryl,

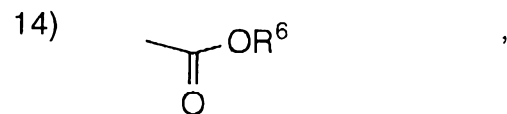
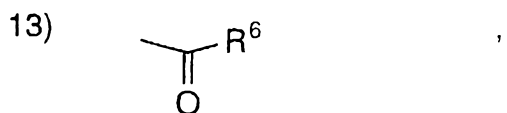
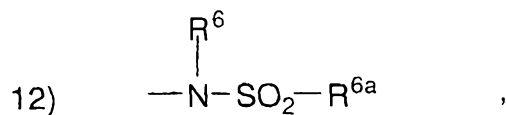
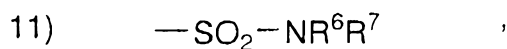
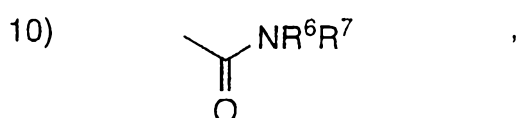
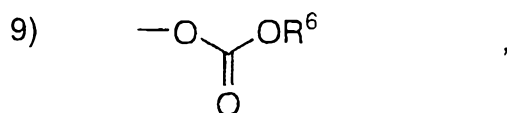
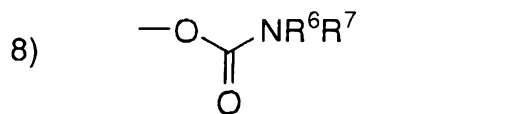
unsubstituted or substituted heterocycle, 

wherein the substituted group is substituted with one or more of:

- 5 1) aryl or heterocycle, unsubstituted or substituted with:
- a) C₁-4 alkyl,
- b) (CH₂)_pOR⁶,
- c) (CH₂)_pNR⁶R⁷,
- d) halogen,
- e) CN,
- 10 f) aryl or heteroaryl,
- g) perfluoro-C₁-4 alkyl,
- h) SR^{6a}, S(O)R^{6a}, SO₂R^{6a},
- 15 2) C₃-6 cycloalkyl,
- 3) OR⁶,
- 4) SR^{6a}, S(O)R^{6a}, or SO₂R^{6a},



- 7 -



5 R² and R³ are attached to the same C atom and are combined to form - (CH₂)_u - wherein one of the carbon atoms is optionally replaced by a moiety selected from: O, S(O)_m, -NC(O)-, and -N(COR¹⁰)- ;

R⁴ is selected from H and CH₃;

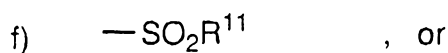
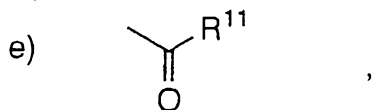
10

and any two of R², R³ and R⁴ are optionally attached to the same carbon atom;

- 8 -

R⁶, R⁷ and R^{7a} are independently selected from: H; C₁₋₄ alkyl, C₃₋₆ cycloalkyl, heterocycle, aryl, aroyl, heteroaroyl, arylsulfonyl, heteroarylsulfonyl, unsubstituted or substituted with:

- 5 a) C₁₋₄ alkoxy,
 b) aryl or heterocycle,
 c) halogen,
 d) HO,



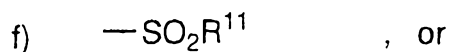
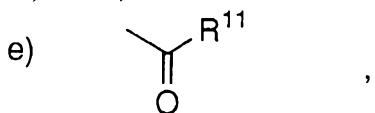
- 10 g) N(R¹⁰)₂; or

R⁶ and R⁷ may be joined in a ring;

R⁷ and R^{7a} may be joined in a ring;

- 15 R^{6a} is selected from: C₁₋₄ alkyl, C₃₋₆ cycloalkyl, heterocycle, aryl, unsubstituted or substituted with:

- 20 a) C₁₋₄ alkoxy,
 b) aryl or heterocycle,
 c) halogen,
 d) HO,



R⁸ is independently selected from:

- 25 a) hydrogen,
 b) aryl, heterocycle, C_{3-C10} cycloalkyl, C_{2-C6} alkenyl, C_{2-C6} alkynyl, perfluoroalkyl, F, Cl, Br, R¹⁰O-, R¹¹S(O)_m-,

- 9 -

$R^{10}C(O)NR^{10}$ -, $(R^{10})_2NC(O)$ -, $R^{10}_2N-C(NR^{10})$ -, CN, NO₂, $R^{10}C(O)$ -, N₃, -N(R¹⁰)₂, or $R^{11}OC(O)NR^{10}$ -, and

- c) C₁-C₆ alkyl unsubstituted or substituted by aryl, cyanophenyl, heterocycle, C₃-C₁₀ cycloalkyl, C₂-C₆ alkenyl, C₂-C₆ alkynyl, perfluoroalkyl, F, Cl, Br, R¹⁰O-, R¹¹S(O)_m-, $R^{10}C(O)NH$ -, $(R^{10})_2NC(O)$ -, $R^{10}_2N-C(NR^{10})$ -, CN, $R^{10}C(O)$ -, N₃, -N(R¹⁰)₂, or $R^{10}OC(O)NH$ -;

10 R⁹ is selected from:

- a) hydrogen,
 b) alkenyl, alkynyl, perfluoroalkyl, F, Cl, Br, R¹⁰O-, R¹¹S(O)_m-, $R^{10}C(O)NR^{10}$ -, $(R^{10})_2NC(O)$ -, $R^{10}_2N-C(NR^{10})$ -, CN, NO₂, $R^{10}C(O)$ -, N₃, -N(R¹⁰)₂, or $R^{11}OC(O)NR^{10}$ -, and
 c) C₁-C₆ alkyl unsubstituted or substituted by perfluoroalkyl, F, Cl, Br, R¹⁰O-, R¹¹S(O)_m-, $R^{10}C(O)NR^{10}$ -, $(R^{10})_2NC(O)$ -, $R^{10}_2N-C(NR^{10})$ -, CN, $R^{10}C(O)$ -, N₃, -N(R¹⁰)₂, or $R^{11}OC(O)NR^{10}$ -;

20

R¹⁰ is independently selected from hydrogen, C₁-C₆ alkyl, benzyl and aryl;

R¹¹ is independently selected from C₁-C₆ alkyl and aryl;

25

A¹ and A² are independently selected from: a bond, -CH=CH-, -C≡C-, -C(O)-, -C(O)NR¹⁰-, -NR¹⁰C(O)-, O, -N(R¹⁰)-, -S(O)₂N(R¹⁰)-, -N(R¹⁰)S(O)₂-, or S(O)_m;

30 G is H₂ or O;

V is selected from:

- a) hydrogen,
 b) heterocycle,

- 10 -

- c) aryl,
 d) C₁-C₂₀ alkyl wherein from 0 to 4 carbon atoms are replaced with a heteroatom selected from O, S, and N, and
 5 e) C₂-C₂₀ alkenyl,
 provided that V is not hydrogen if A¹ is S(O)_m and V is not hydrogen if A¹ is a bond, n is 0 and A² is S(O)_m;

W is a heterocycle;

10

X is -CH₂-, -C(=O)-, or -S(=O)_m-;

15

Z is unsubstituted C₁-C₆ alkyl, substituted C₁-C₆ alkyl, unsubstituted C₃-C₆ cycloalkyl or substituted C₃-C₆ cycloalkyl, wherein the substituted C₁-C₆ alkyl and substituted C₃-C₆ cycloalkyl is substituted with one or two of the following:

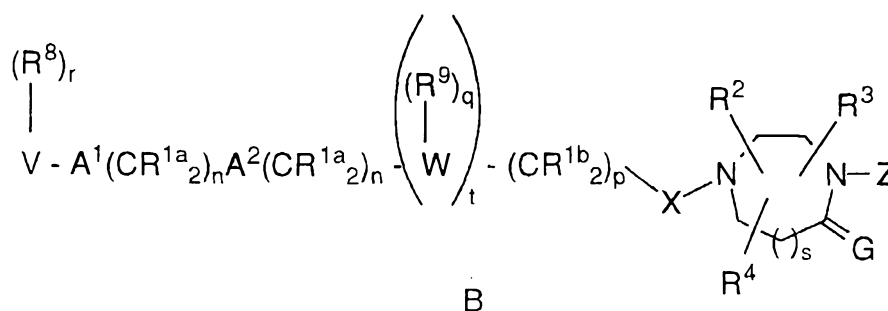
- 20 a) C₁-4 alkoxy,
 b) NR⁶R⁷,
 c) C₃-6 cycloalkyl,
 d) -NR⁶C(O)R⁷,
 e) HO,
 f) -S(O)_mR^{6a},
 g) halogen, or
 25 h) perfluoroalkyl;

- m is 0, 1 or 2;
 n is 0, 1, 2, 3 or 4;
 p is 0, 1, 2, 3 or 4;
 30 q is 1 or 2;
 r is 0 to 5, provided that r is 0 when V is hydrogen;
 s is 0 or 1;
 t is 0 or 1; and
 u is 4 or 5;

- 11 -

or the pharmaceutically acceptable salts thereof.

In a second embodiment of this invention, the inhibitors of farnesyl-protein transferase are illustrated by the formula B:



wherein:

R^{1a} and R^{1b} are independently selected from:

- 10 a) hydrogen,
 b) aryl, heterocycle, C₃-C₁₀ cycloalkyl, C₂-C₆ alkenyl, C₂-C₆ alkynyl, R¹⁰O-, R¹¹S(O)_m-, R¹⁰C(O)NR¹⁰-, (R¹⁰)₂NC(O)-, R¹⁰₂N-C(NR¹⁰)-, CN, NO₂, R¹⁰C(O)-, N₃, -N(R¹⁰)₂, or R¹¹OC(O)NR¹⁰-,
 15 c) unsubstituted or substituted C₁-C₆ alkyl wherein the substituent on the substituted C₁-C₆ alkyl is selected from unsubstituted or substituted aryl, heterocyclic, C₃-C₁₀ cycloalkyl, C₂-C₆ alkenyl, C₂-C₆ alkynyl, R¹⁰O-, R¹¹S(O)_m-, R¹⁰C(O)NR¹⁰-, (R¹⁰)₂NC(O)-, R¹⁰₂N-C(NR¹⁰)-, CN, R¹⁰C(O)-, N₃, -N(R¹⁰)₂, and R¹¹OC(O)-NR¹⁰-;
 20

R² and R³ are independently selected from: H; unsubstituted or substituted C₁-8 alkyl, unsubstituted or substituted C₂-8 alkenyl, unsubstituted or substituted C₂-8 alkynyl, unsubstituted or substituted aryl,

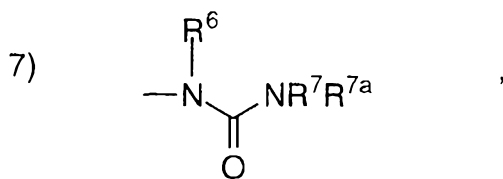
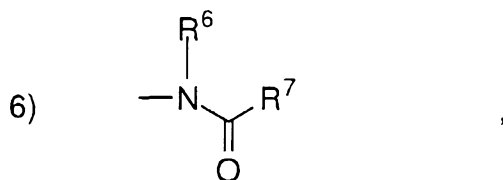
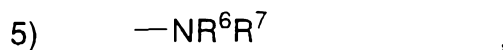
unsubstituted or substituted heterocycle,

$$\begin{array}{c}
 \text{NR}^6\text{R}^7 \\
 | \\
 \text{C} \\
 || \\
 \text{O}
 \end{array}
 \text{ or }
 \begin{array}{c}
 \text{OR}^6 \\
 | \\
 \text{C} \\
 || \\
 \text{O}
 \end{array}$$

- 12 -

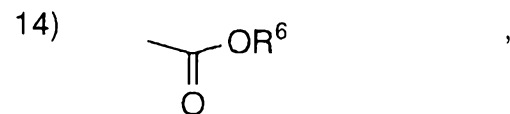
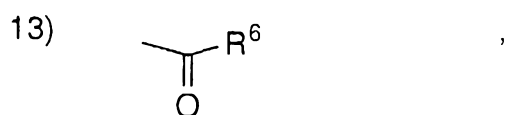
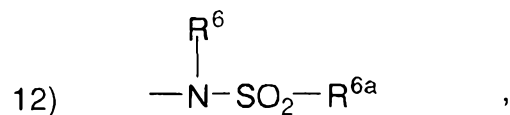
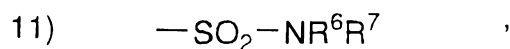
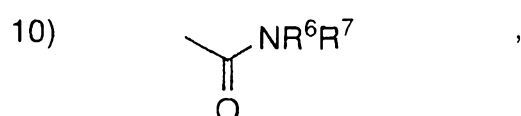
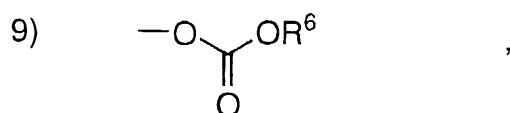
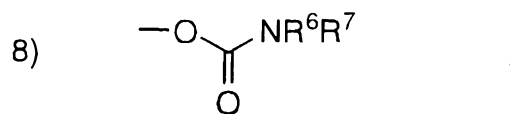
wherein the substituted group is substituted with one or more of:

- 5
- 1) aryl or heterocycle, unsubstituted or substituted with:
- a) C₁-4 alkyl,
 - b) (CH₂)_pOR⁶,
 - c) (CH₂)_pNR⁶R⁷,
 - d) halogen,
 - e) CN,
 - f) aryl or heteroaryl,
 - g) perfluoro-C₁-4 alkyl,
 - h) SR^{6a}, S(O)R^{6a}, SO₂R^{6a},
- 10
- 2) C₃-6 cycloalkyl,
 - 3) OR⁶,
 - 4) SR^{6a}, S(O)R^{6a}, or SO₂R^{6a},



15

- 13 -



5 R^2 and R^3 are attached to the same C atom and are combined to form $(\text{CH}_2)_u$ - wherein one of the carbon atoms is optionally replaced by a moiety selected from: O, S(O)_m , —NC(O)— , and $\text{—N(COR}^{10}\text{)—}$;

R^4 is selected from H and CH_3 ;

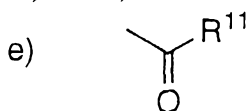
10

and any two of R^2 , R^3 and R^4 are optionally attached to the same carbon atom;

- 14 -

R⁶, R⁷ and R^{7a} are independently selected from: H; C₁₋₄ alkyl, C₃₋₆ cycloalkyl, heterocycle, aryl, aroyl, heteroaroyl, arylsulfonyl, heteroarylsulfonyl, unsubstituted or substituted with:

- 5 a) C₁₋₄ alkoxy,
 b) aryl or heterocycle,
 c) halogen,
 d) HO,

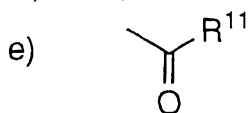


- 10 f) —SO₂R¹¹, or
 g) N(R¹⁰)₂; or

R⁶ and R⁷ may be joined in a ring;
 R⁷ and R^{7a} may be joined in a ring;

15 R^{6a} is selected from: C₁₋₄ alkyl, C₃₋₆ cycloalkyl, heterocycle, aryl, unsubstituted or substituted with:

- 20 a) C₁₋₄ alkoxy,
 b) aryl or heterocycle,
 c) halogen,
 d) HO,



- f) —SO₂R¹¹, or
 g) N(R¹⁰)₂;

R⁸ is independently selected from:

- 25 a) hydrogen,
 b) aryl, heterocycle, C₃₋₁₀ cycloalkyl, C₂₋₆ alkenyl, C₂₋₆ alkynyl, perfluoroalkyl, F, Cl, Br, R¹⁰O-, R¹¹S(O)_m-,

- 15 -

- $R^{10}C(O)NR^{10}$ -, $(R^{10})_2NC(O)$ -, $R^{10}_2N-C(NR^{10})$ -, CN, NO₂, $R^{10}C(O)$ -, N₃, -N(R¹⁰)₂, or $R^{11}OC(O)NR^{10}$ -, and
 c) C₁-C₆ alkyl unsubstituted or substituted by aryl, cyanophenyl, heterocycle, C₃-C₁₀ cycloalkyl, C₂-C₆ alkenyl, C₂-C₆ alkynyl, perfluoroalkyl, F, Cl, Br, $R^{10}O$ -, $R^{11}S(O)_m$ -, $R^{10}C(O)NH$ -, $(R^{10})_2NC(O)$ -, $R^{10}_2N-C(NR^{10})$ -, CN, $R^{10}C(O)$ -, N₃, -N(R¹⁰)₂, or $R^{10}OC(O)NH$ -;
- 5
- 10 R⁹ is selected from:
- a) hydrogen,
 b) C₂-C₆ alkenyl, C₂-C₆ alkynyl, perfluoroalkyl, F, Cl, Br, $R^{10}O$ -, $R^{11}S(O)_m$ -, $R^{10}C(O)NR^{10}$ -, $(R^{10})_2NC(O)$ -, $R^{10}_2N-C(NR^{10})$ -, CN, NO₂, $R^{10}C(O)$ -, N₃, -N(R¹⁰)₂, or $R^{11}OC(O)NR^{10}$ -, and
 c) C₁-C₆ alkyl unsubstituted or substituted by perfluoroalkyl, F, Cl, Br, $R^{10}O$ -, $R^{11}S(O)_m$ -, $R^{10}C(O)NR^{10}$ -, $(R^{10})_2NC(O)$ -, $R^{10}_2N-C(NR^{10})$ -, CN, $R^{10}C(O)$ -, N₃, -N(R¹⁰)₂, or $R^{11}OC(O)NR^{10}$ -;
- 15
- 20 R¹⁰ is independently selected from hydrogen, C₁-C₆ alkyl, benzyl and aryl;
- R¹¹ is independently selected from C₁-C₆ alkyl and aryl;
- 25 A¹ and A² are independently selected from: a bond, -CH=CH-, -C≡C-, -C(O)-, -C(O)NR¹⁰-, -NR¹⁰C(O)-, O, -N(R¹⁰)-, -S(O)₂N(R¹⁰)-, -N(R¹⁰)S(O)₂-, or S(O)_m;
- 30 G is O;
- V is selected from:
- a) hydrogen,
 b) heterocycle,

- 16 -

- c) aryl,
 d) C₁-C₂₀ alkyl wherein from 0 to 4 carbon atoms are replaced with a heteroatom selected from O, S, and N, and
 5 e) C₂-C₂₀ alkenyl,
 provided that V is not hydrogen if A¹ is S(O)_m and V is not hydrogen if A¹ is a bond, n is 0 and A² is S(O)_m;

W is a heterocycle;

10

X is -CH₂-, -C(=O)-, or -S(=O)_m-;

Z is unsubstituted C₁-C₆ alkyl, substituted C₁-C₆ alkyl, unsubstituted C₃-C₆ cycloalkyl or substituted C₃-C₆ cycloalkyl, wherein the substituted C₁-C₆ alkyl and substituted C₃-C₆ cycloalkyl is substituted with one or two
 15 of the following:

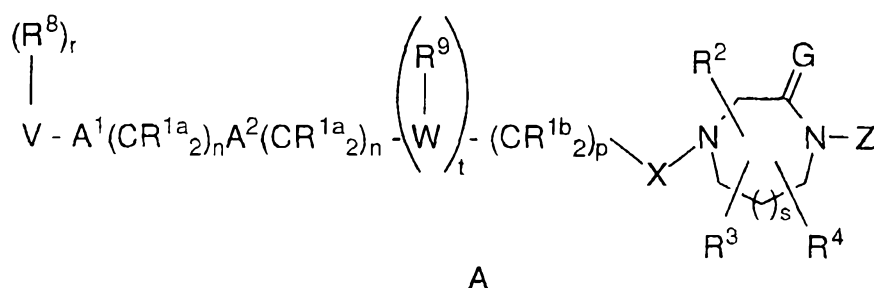
- a) C₁-4 alkoxy,
 b) NR⁶R⁷,
 20 c) C₃-6 cycloalkyl,
 d) -NR⁶C(O)R⁷,
 e) HO,
 f) -S(O)_mR^{6a},
 g) halogen, or
 25 h) perfluoroalkyl;

m is 0, 1 or 2;
 n is 0, 1, 2, 3 or 4;
 p is 0, 1, 2, 3 or 4;
 30 q is 1 or 2;
 r is 0 to 5, provided that r is 0 when V is hydrogen;
 s is 1;
 t is 0 or 1; and
 u is 4 or 5;

- 17 -

or the pharmaceutically acceptable salts thereof.

In a preferred embodiment of this invention, the inhibitors
5 of farnesyl-protein transferase are illustrated by the formula A:



wherein:

10 R^{1a} is independently selected from: hydrogen or C₁-C₆ alkyl;

R^{1b} is independently selected from:

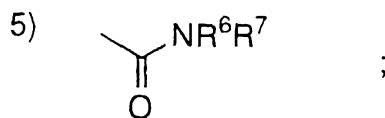
- 15 a) hydrogen,
 b) aryl, heterocycle, cycloalkyl, R¹⁰O-, -N(R¹⁰)₂ or C₂-C₆
 alkenyl,
 c) unsubstituted or substituted C₁-C₆ alkyl wherein the
 substituent on the substituted C₁-C₆ alkyl is selected from
 unsubstituted or substituted aryl, heterocycle, cycloalkyl,
 alkenyl, R¹⁰O- and -N(R¹⁰)₂;

20 R³ and R⁴ are independently selected from H and CH₃;

R² is H; $\begin{array}{c} \text{NR}^6\text{R}^7 \\ | \\ \text{O} \end{array}$; or C₁-5 alkyl, unbranched or branched,
 unsubstituted or substituted with one or more of:

- 25 1) aryl,
 2) heterocycle,
 3) OR⁶,
 4) SR^{6a}, SO₂R^{6a}, or

- 18 -



and any two of R², R³, R⁴, and R⁵ are optionally attached to the same carbon atom;

5 R⁶, R⁷ and R^{7a} are independently selected from:

H; C₁₋₄ alkyl, C₃₋₆ cycloalkyl, aryl, heterocycle, unsubstituted or substituted with:

- 10 a) C₁₋₄ alkoxy,
b) halogen, or
c) aryl or heterocycle;

R^{6a} is selected from:

C₁₋₄ alkyl or C₃₋₆ cycloalkyl, unsubstituted or substituted with:

- 15 a) C₁₋₄ alkoxy,
b) halogen, or
c) aryl or heterocycle;

R⁸ is independently selected from:

- 20 a) hydrogen,
b) C₁₋₆ alkyl, C₂₋₆ alkenyl, C₂₋₆ alkynyl, C₁₋₆ perfluoroalkyl, F, Cl, R¹⁰O-, R¹⁰C(O)NR¹⁰-, CN, NO₂, (R¹⁰)₂N-C(NR¹⁰)-, R¹⁰C(O)-, -N(R¹⁰)₂, or R¹¹OC(O)NR¹⁰-, and
25 c) C₁₋₆ alkyl substituted by C₁₋₆ perfluoroalkyl, R¹⁰O-, R¹⁰C(O)NR¹⁰-, (R¹⁰)₂N-C(NR¹⁰)-, R¹⁰C(O)-, -N(R¹⁰)₂, or R¹¹OC(O)NR¹⁰-;

R⁹ is selected from:

- 30 a) hydrogen,
b) C₂₋₆ alkenyl, C₂₋₆ alkynyl, C₁₋₆ perfluoroalkyl, F, Cl, R¹⁰O-, R¹¹S(O)_m-, R¹⁰C(O)NR¹⁰-, CN, NO₂,

- 19 -

(R¹⁰)₂N-C(NR¹⁰)-, R¹⁰C(O)-, -N(R¹⁰)₂, or
R¹¹OC(O)NR¹⁰-, and

- c) C₁-C₆ alkyl unsubstituted or substituted by C₁-C₆
perfluoroalkyl, F, Cl, R¹⁰O-, R¹¹S(O)_m-, R¹⁰C(O)NR¹⁰-,
5 CN, (R¹⁰)₂N-C(NR¹⁰)-, R¹⁰C(O)-, -N(R¹⁰)₂, or
R¹¹OC(O)NR¹⁰-;

R¹⁰ is independently selected from hydrogen, C₁-C₆ alkyl, benzyl and
10 aryl;

R¹¹ is independently selected from C₁-C₆ alkyl and aryl;

A¹ and A² are independently selected from: a bond, -CH=CH-, -C≡C-,
15 -C(O)-, -C(O)NR¹⁰-, O, -N(R¹⁰)-, or S(O)_m;

V is selected from:

- a) hydrogen,
b) heterocycle selected from pyrrolidinyl, imidazolyl,
pyridinyl, thiazolyl, pyridonyl, 2-oxopiperidinyl, indolyl,
20 quinolinyl, isoquinolinyl, and thienyl,
c) aryl,
d) C₁-C₂₀ alkyl wherein from 0 to 4 carbon atoms are
replaced with a heteroatom selected from O, S, and N,
and
25 e) C₂-C₂₀ alkenyl, and

provided that V is not hydrogen if A¹ is S(O)_m and V is not hydrogen
if A¹ is a bond, n is 0 and A² is S(O)_m;

G is H₂ or O;

30 W is a heterocycle selected from pyrrolidinyl, imidazolyl, pyridinyl,
thiazolyl, pyridonyl, 2-oxopiperidinyl, indolyl, quinolinyl, or
isoquinolinyl;

- 20 -

X is $-\text{CH}_2-$ or $-\text{C}(=\text{O})-$;

Z is unsubstituted C_1 - C_6 alkyl, substituted C_1 - C_6 alkyl,
 5 unsubstituted C_3 - C_6 cycloalkyl or substituted C_3 - C_6
 cycloalkyl, wherein the substituted C_1 - C_6 alkyl and
 substituted C_3 - C_6 cycloalkyl is substituted with one or two
 of the following:

- a) C_{1-4} alkoxy,
- b) NR^6R^7 ,
- 10 c) C_{3-6} cycloalkyl,
- d) $-\text{NR}^6\text{C}(\text{O})\text{R}^7$,
- e) HO ,
- f) $-\text{S}(\text{O})_m\text{R}^{6a}$,
- g) halogen, or
- 15 h) perfluoroalkyl;

m is 0, 1 or 2;

n is 0, 1, 2, 3 or 4;

p is 0, 1, 2, 3 or 4;

20 r is 0 to 5, provided that r is 0 when V is hydrogen;

s is 0 or 1;

t is 0 or 1; and

u is 4 or 5;

25 provided that when G is H_2 and W is imidazolyl, then the substituent
 $(\text{R}^8)_r - \text{V} - \text{A}^1(\text{CR}^1\text{a}_2)_n\text{A}^2(\text{CR}^1\text{a}_2)_n$ - is not H and

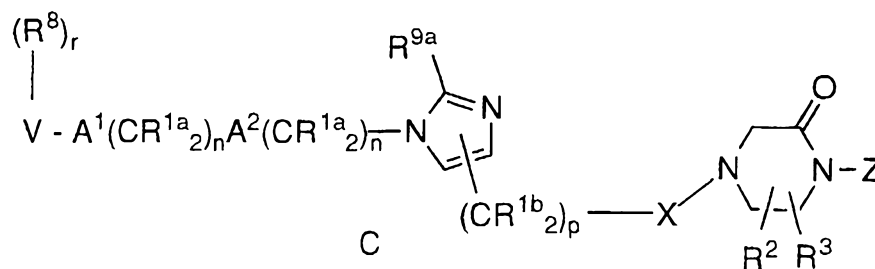
provided that when X is $-\text{C}(=\text{O})-$, or $-\text{S}(=\text{O})_m-$, then t is 1 and the
 substituent $(\text{R}^8)_r - \text{V} - \text{A}^1(\text{CR}^1\text{a}_2)_n\text{A}^2(\text{CR}^1\text{a}_2)_n$ - is not H;

30

or the pharmaceutically acceptable salts thereof.

A preferred embodiment of the compounds of this
 invention are illustrated by the formula C:

- 21 -



wherein:

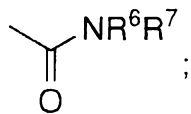
R^{1a} is selected from: hydrogen or C_1 - C_6 alkyl;

5

R^{1b} is independently selected from:

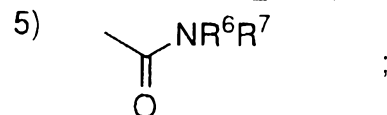
- a) hydrogen,
- b) aryl, heterocycle, cycloalkyl, $R^{10}O-$, $-N(R^{10})_2$ or C_2 - C_6 alkenyl,
- 10 c) C_1 - C_6 alkyl unsubstituted or substituted by aryl, heterocycle, cycloalkyl, alkenyl, $R^{10}O-$, or $-N(R^{10})_2$;

R^3 is selected from H and CH_3 ;

R^2 is selected from H; ; or C_1 -5 alkyl, unbranched or branched, unsubstituted or substituted with one or more of:

15

- 1) aryl,
- 2) heterocycle,
- 3) OR^6 ,
- 4) SR^{6a} , SO_2R^{7a} , or



20

and R^2 and R^3 are optionally attached to the same carbon atom;

R^6 and R^7 are independently selected from:

H; C_1 -4 alkyl, C_3 -6 cycloalkyl, aryl, heterocycle, unsubstituted or substituted with:

25

- a) C_1 -4 alkoxy,

- 22 -

- b) halogen, or
- c) aryl or heterocycle;

R^{6a} is selected from:

- 5 C₁-4 alkyl or C₃-6 cycloalkyl,
unsubstituted or substituted with:
- a) C₁-4 alkoxy,
 - b) halogen, or
 - c) aryl or heterocycle;

10

R⁸ is independently selected from:

- a) hydrogen,
- b) C₁-C₆ alkyl, C₂-C₆ alkenyl, C₂-C₆ alkynyl, C₁-C₆ perfluoroalkyl, F, Cl, R¹⁰O-, R¹⁰C(O)NR¹⁰-, CN, NO₂,
15 (R¹⁰)₂N-C(NR¹⁰)-, R¹⁰C(O)-, -N(R¹⁰)₂, or
R¹¹OC(O)NR¹⁰-, and
- c) C₁-C₆ alkyl substituted by C₁-C₆ perfluoroalkyl, R¹⁰O-,
R¹⁰C(O)NR¹⁰-, (R¹⁰)₂N-C(NR¹⁰)-, R¹⁰C(O)-,
-N(R¹⁰)₂, or R¹¹OC(O)NR¹⁰-;

20

R^{9a} is hydrogen or methyl;

R¹⁰ is independently selected from hydrogen, C₁-C₆ alkyl, benzyl and
aryl;

25

R¹¹ is independently selected from C₁-C₆ alkyl and aryl;

A¹ and A² are independently selected from: a bond, -CH=CH-, -C≡C-,
-C(O)-, -C(O)NR¹⁰-, O, -N(R¹⁰)-, or S(O)_m;

30

V is selected from:

- a) hydrogen,

- 23 -

- b) heterocycle selected from pyrrolidinyl, imidazolyl, pyridinyl, thiazolyl, pyridonyl, 2-oxopiperidinyl, indolyl, quinolinyl, isoquinolinyl, and thienyl,
- c) aryl,
- 5 d) C₁-C₂₀ alkyl wherein from 0 to 4 carbon atoms are replaced with a heteroatom selected from O, S, and N, and
- e) C₂-C₂₀ alkenyl, and
- provided that V is not hydrogen if A¹ is S(O)_m and V is not hydrogen
 10 if A¹ is a bond, n is 0 and A² is S(O)_m;

X is -CH₂- or -C(=O)-;

Z is unsubstituted C₁-C₆ alkyl, substituted C₁-C₆ alkyl,
 15 unsubstituted C₃-C₆ cycloalkyl or substituted C₃-C₆ cycloalkyl, wherein the substituted C₁-C₆ alkyl and substituted C₃-C₆ cycloalkyl is substituted with one or two of the following:

- a) C₁-4 alkoxy,
- 20 b) NR⁶R⁷,
- c) C₃-6 cycloalkyl,
- d) -NR⁶C(O)R⁷,
- e) HO,
- f) -S(O)_mR^{6a},
- 25 g) halogen, or
- h) perfluoroalkyl;

m is 0, 1 or 2;

n is 0, 1, 2, 3 or 4;

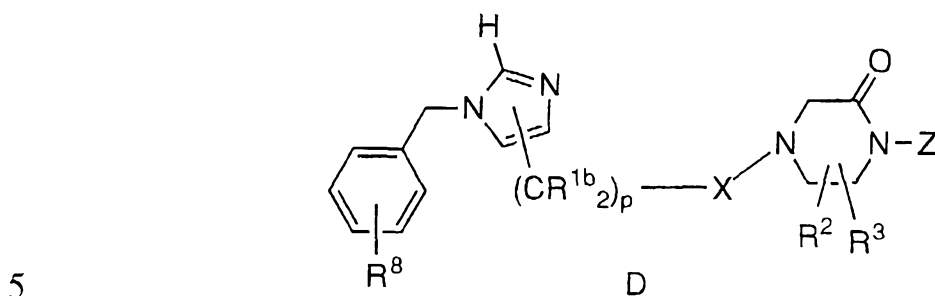
30 p is 0, 1, 2, 3 or 4; and

r is 0 to 5, provided that r is 0 when V is hydrogen;

or the pharmaceutically acceptable salts thereof.

- 24 -

In a more preferred embodiment of this invention, the inhibitors of farnesyl-protein transferase are illustrated by the formula D:

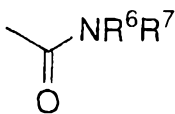


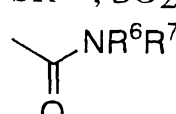
wherein:

R^{1b} is independently selected from:

- 10
- a) hydrogen,
 - b) aryl, heterocycle, cycloalkyl, $R^{10}O-$, $-N(R^{10})_2$ or C₂-C₆ alkenyl,
 - c) C₁-C₆ alkyl unsubstituted or substituted by aryl, heterocycle, cycloalkyl, alkenyl, $R^{10}O-$, or $-N(R^{10})_2$;

15 R^3 is selected from H and CH₃;

R^2 is selected from H; ; or C₁-5 alkyl, unbranched or branched, unsubstituted or substituted with one or more of:

- 20
- 1) aryl,
 - 2) heterocycle,
 - 3) OR^6 ,
 - 4) SR^{6a} , SO_2R^{7a} , or
 - 5) ;

and R^2 and R^3 are optionally attached to the same carbon atom;

25 R^6 and R^7 are independently selected from:

- 25 -

H; C₁₋₄ alkyl, C₃₋₆ cycloalkyl, aryl, heterocycle,
unsubstituted or substituted with:

- 5
- a) C₁₋₄ alkoxy,
 - b) halogen, or
 - c) aryl or heterocycle;

R^{6a} is selected from:

- 10
- C₁₋₄ alkyl or C₃₋₆ cycloalkyl,
unsubstituted or substituted with:
- a) C₁₋₄ alkoxy,
 - b) halogen, or
 - c) aryl or heterocycle;

R⁸ is independently selected from:

- 15
- a) hydrogen,
 - b) C_{1-C6} alkyl, C_{2-C6} alkenyl, C_{2-C6} alkynyl, C_{1-C6} perfluoroalkyl, F, Cl, R¹⁰O-, R¹⁰C(O)NR¹⁰-, CN, NO₂, (R¹⁰)₂N-C(NR¹⁰)-, R¹⁰C(O)-, -N(R¹⁰)₂, or R¹¹OC(O)NR¹⁰-, and
 - 20 c) C_{1-C6} alkyl substituted by C_{1-C6} perfluoroalkyl, R¹⁰O-, R¹⁰C(O)NR¹⁰-, (R¹⁰)₂N-C(NR¹⁰)-, R¹⁰C(O)-, -N(R¹⁰)₂, or R¹¹OC(O)NR¹⁰-;

25 R¹⁰ is independently selected from hydrogen, C_{1-C6} alkyl, benzyl and aryl;

R¹¹ is independently selected from C_{1-C6} alkyl and aryl;

30 X is -CH₂- or -C(=O)-;

Z is unsubstituted C_{1-C6} alkyl, substituted C_{1-C6} alkyl, unsubstituted C_{3-C6} cycloalkyl or substituted C_{3-C6} cycloalkyl, wherein the substituted C_{1-C6} alkyl and

- 26 -

substituted C₃-C₆ cycloalkyl is substituted with one or two of the following:

- 5
- 10
- a) C₁-4 alkoxy,
 - b) NR⁶R⁷,
 - c) C₃-6 cycloalkyl,
 - d) -NR⁶C(O)R⁷,
 - e) HO,
 - f) -S(O)_mR^{6a},
 - g) halogen, or
 - h) perfluoroalkyl;

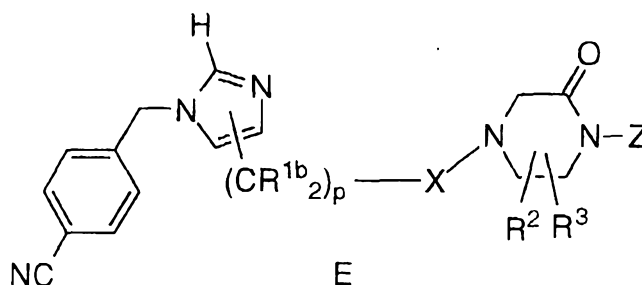
m is 0, 1 or 2; and

p is 0, 1, 2, 3 or 4;

15 or the pharmaceutically acceptable salts thereof.

In a second more preferred embodiment of this invention, the inhibitors of farnesyl-protein transferase are illustrated by the formula E:

20



wherein:

R^{1b} is independently selected from:

- 25
- a) hydrogen,
 - b) aryl, heterocycle, cycloalkyl, R¹⁰O-, -N(R¹⁰)₂ or C₂-C₆ alkenyl,

- 27 -

- c) C₁-C₆ alkyl unsubstituted or substituted by aryl, heterocycle, cycloalkyl, alkenyl, R¹⁰O-, or -N(R¹⁰)₂;

R² and R³ are independently selected from: hydrogen or C₁-C₆ alkyl;

R¹⁰ is independently selected from hydrogen, C₁-C₆ alkyl, benzyl and aryl;

R¹¹ is independently selected from C₁-C₆ alkyl and aryl;

X is -CH₂- or -C(=O)-;

Z is unsubstituted C₁-C₆ alkyl, substituted C₁-C₆ alkyl, unsubstituted C₃-C₆ cycloalkyl or substituted C₃-C₆ cycloalkyl, wherein the substituted C₁-C₆ alkyl and substituted C₃-C₆ cycloalkyl is substituted with one or two of the following:

- a) C₁-4 alkoxy,
- b) NR⁶R⁷,
- c) C₃-6 cycloalkyl,
- d) -NR⁶C(O)R⁷,
- e) HO,
- f) -S(O)_mR^{6a},
- g) halogen, or
- h) perfluoroalkyl;

m is 0, 1 or 2; and

p is 0, 1, 2, 3 or 4;

or the pharmaceutically acceptable salts thereof.

The preferred compounds of this invention are as follows:

- 28 -

2(S)-*n*-Butyl-1-[1-(4-cyanobenzyl)-5-imidazolylmethyl]-4-(2,2,2-trifluoroethyl)piperazin-5-one dihydrochloride

2(S)-*n*-Butyl-1-[1-(4-cyanobenzyl)-5-imidazolylmethyl]-4-[1-(3,3,3-trifluoropropyl)]-piperazin-5-one dihydrochloride

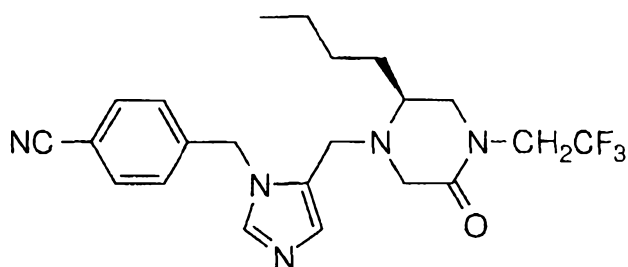
2(S)-*n*-Butyl-1-[1-(4-cyanobenzyl)-5-imidazolylmethyl]-4-(cyclopropylmethyl)piperazin-5-one dihydrochloride and

2(S)-*n*-Butyl-1-[3-(4-cyanobenzyl)pyridin-4-yl]-4-(2,2,2-trifluoroethyl)piperazin-5-one dihydrochloride

or the pharmaceutically acceptable salts thereof.

Specific examples of the compounds of the invention are:

2(S)-*n*-Butyl-1-[1-(4-cyanobenzyl)-5-imidazolylmethyl]-4-(2,2,2-trifluoroethyl)piperazin-5-one dihydrochloride



or the pharmaceutically acceptable salts thereof.

The compounds of the present invention may have asymmetric centers and occur as racemates, racemic mixtures, and as individual diastereomers, with all possible isomers, including optical isomers, being included in the present invention. When any variable (e.g. aryl, heterocycle, R¹, R² etc.) occurs more than one time in any constituent, its definition on each occurrence is independent at every other occurrence. Also, combinations of substituents/or variables are permissible only if such combinations result in stable compounds.

- 29 -

As used herein, "alkyl" is intended to include both branched and straight-chain saturated aliphatic hydrocarbon groups having the specified number of carbon atoms; "alkoxy" represents an alkyl group of indicated number of carbon atoms attached through an oxygen
5 bridge. "Halogen" or "halo" as used herein means fluoro, chloro, bromo and iodo.

As used herein, "aryl" is intended to mean any stable monocyclic or bicyclic carbon ring of up to 7 members in each ring, wherein at least one ring is aromatic. Examples of such aryl elements
10 include phenyl, naphthyl, tetrahydronaphthyl, indanyl, biphenyl, phenanthryl, anthryl or acenaphthyl.

The term heterocycle or heterocyclic, as used herein, represents a stable 5- to 7-membered monocyclic or stable 8- to 11-membered bicyclic heterocyclic ring which is either saturated or
15 unsaturated, and which consists of carbon atoms and from one to four heteroatoms selected from the group consisting of N, O, and S, and including any bicyclic group in which any of the above-defined heterocyclic rings is fused to a benzene ring. The heterocyclic ring may be attached at any heteroatom or carbon atom which results in the
20 creation of a stable structure. Examples of such heterocyclic elements include, but are not limited to, azepinyl, benzimidazolyl, benzisoxazolyl, benzofurazanyl, benzopyranyl, benzothiopyranyl, benzofuryl, benzothiazolyl, benzothienyl, benzoxazolyl, chromanyl, cinnolinyl, dihydrobenzofuryl, dihydrobenzothienyl, dihydrobenzothiopyranyl,
25 dihydrobenzothiopyranyl sulfone, furyl, imidazolidinyl, imidazolyl, indolinyl, indolyl, isochromanyl, isoindolinyl, isoquinolinyl, isothiazolidinyl, isothiazolyl, isothiazolidinyl, morpholinyl, naphthyridinyl, oxadiazolyl, 2-oxoazepinyl, oxazolyl, 2-oxopiperazinyl, 2-oxopiperdinyl, 2-oxopyrrolidinyl, piperidyl, piperazinyl, pyridyl,
30 pyrazinyl, pyrazolidinyl, pyrazolyl, pyridazinyl, pyrimidinyl, pyrrolidinyl, pyrrolyl, quinazolinyl, quinolinyl, quinoxalinyl, tetrahydrofuryl, tetrahydroisoquinolinyl, tetrahydroquinolinyl, thiamorpholinyl, thiamorpholinyl sulfoxide, thiazolyl, thiazolinyl, thienofuryl, thienothienyl, and thienyl.

- 30 -

As used herein, "heteroaryl" is intended to mean any stable monocyclic or bicyclic carbon ring of up to 7 members in each ring, wherein at least one ring is aromatic and wherein from one to four carbon atoms are replaced by heteroatoms selected from the group consisting of N, O, and S. Examples of such heterocyclic elements include, but are not limited to, benzimidazolyl, benzisoxazolyl, benzofurazanyl, benzopyranyl, benzothiopyranyl, benzofuryl, benzothiazolyl, benzothienyl, benzoxazolyl, chromanyl, cinnolinyl, dihydrobenzofuryl, dihydrobenzothienyl, dihydrobenzothiopyranyl, dihydrobenzothiopyranyl sulfone, furyl, imidazolyl, indolinyl, indolyl, isochromanyl, isoindolinyl, isoquinolinyl, isothiazolyl, naphthyridinyl, oxadiazolyl, pyridyl, pyrazinyl, pyrazolyl, pyridazinyl, pyrimidinyl, pyrrolyl, quinazolinyl, quinolinyl, quinoxalinyl, tetrahydroisoquinolinyl, tetrahydroquinolinyl, thiazolyl, thienofuryl, thienothienyl, and thienyl.

As used herein in the definition of R^2 and R^3 , the term "the substituted group" intended to mean a substituted C_{1-8} alkyl, substituted C_{2-8} alkenyl, substituted C_{2-8} alkynyl, substituted aryl or substituted heterocycle from which the substituent(s) R^2 and R^3 are selected.

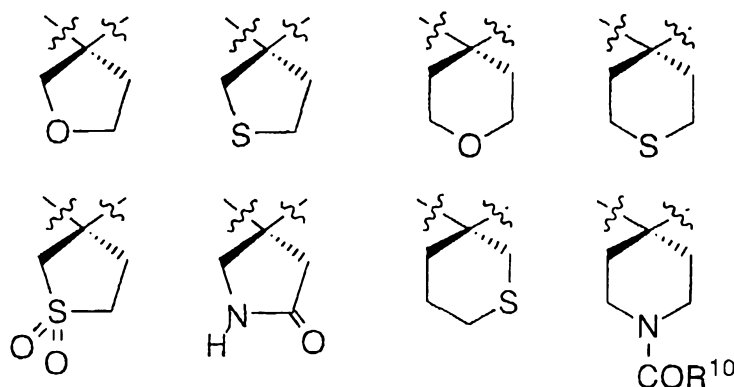
As used herein in the definition of R^6 , R^{6a} , R^7 and R^{7a} , the substituted C_{1-8} alkyl, substituted C_{3-6} cycloalkyl, substituted aroyl, substituted aryl, substituted heteroaroyl, substituted arylsulfonyl, substituted heteroarylsulfonyl and substituted heterocycle include moieties containing from 1 to 3 substituents in addition to the point of attachment to the rest of the compound.

When R^2 and R^3 are combined to form $-(CH_2)_u-$, cyclic moieties are formed. Examples of such cyclic moieties include, but are not limited to:



- 31 -

In addition, such cyclic moieties may optionally include a heteroatom(s). Examples of such heteroatom-containing cyclic moieties include, but are not limited to:



5

Lines drawn into the ring systems from substituents (such as from R^2 , R^3 , R^4 etc.) indicate that the indicated bond may be attached to any of the substitutable ring carbon atoms.

Preferably, R^{1a} and R^{1b} are independently selected from: hydrogen, $-N(R^{10})_2$, $R^{10}C(O)NR^{10}$ - or unsubstituted or substituted C1-C6 alkyl wherein the substituent on the substituted C1-C6 alkyl is selected from unsubstituted or substituted phenyl, $-N(R^{10})_2$, $R^{10}O$ - and $R^{10}C(O)NR^{10}$ -.

Preferably, R^2 is selected from: H, $\text{CH}_3\text{C}(=\text{O})\text{NR}^6\text{R}^7$, $\text{CH}_3\text{C}(=\text{O})\text{OR}^6$, and an unsubstituted or substituted group, the group selected from C1-8 alkyl, C2-8 alkenyl and C2-8 alkynyl;

15

wherein the substituted group is substituted with one or more of:

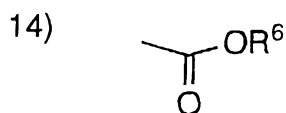
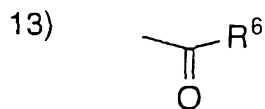
- 1) aryl or heterocycle, unsubstituted or substituted with:
 - a) C1-4 alkyl,
 - b) $(\text{CH}_2)_p\text{OR}^6$,
 - c) $(\text{CH}_2)_p\text{NR}^6\text{R}^7$,
 - d) halogen,
- 2) C3-6 cycloalkyl,
- 3) OR^6 ,

20

- 32 -

4) SR^{6a} , S(O)R^{6a} , SO_2R^{6a} ,5) $-\text{NR}^6\text{R}^7$,6)
$$\begin{array}{c} \text{R}^6 \\ | \\ -\text{N} \\ | \\ \text{C}=\text{O} \\ | \\ \text{R}^7 \end{array}$$
 ,7)
$$\begin{array}{c} \text{R}^6 \\ | \\ -\text{N} \\ | \\ \text{C}=\text{O} \\ | \\ \text{NR}^7\text{R}^{7a} \end{array}$$
 ,8)
$$\begin{array}{c} -\text{O} \\ | \\ \text{C}=\text{O} \\ | \\ \text{NR}^6\text{R}^7 \end{array}$$
 ,9)
$$\begin{array}{c} -\text{O} \\ | \\ \text{C}=\text{O} \\ | \\ \text{OR}^6 \end{array}$$
 ,10)
$$\begin{array}{c} \text{NR}^6\text{R}^7 \\ | \\ \text{C}=\text{O} \\ | \\ \text{O} \end{array}$$
 ,11) $-\text{SO}_2-\text{NR}^6\text{R}^7$,12)
$$\begin{array}{c} \text{R}^6 \\ | \\ -\text{N}-\text{SO}_2-\text{R}^{6a} \end{array}$$
 ,

- 33 -



15) N_3 , or

16) F.

Preferably, R^3 is selected from: hydrogen and C_1 - C_6 alkyl.
Preferably, R^4 and R^5 are hydrogen.

5 Preferably, R^6 , R^7 and R^{7a} is selected from: hydrogen, unsubstituted or substituted C_1 - C_6 alkyl, unsubstituted or substituted aryl and unsubstituted or substituted cycloalkyl.

10 Preferably, R^{6a} is unsubstituted or substituted C_1 - C_6 alkyl, unsubstituted or substituted aryl and unsubstituted or substituted cycloalkyl.

Preferably, R^9 is hydrogen or methyl. Most preferably, R^a is hydrogen.

Preferably, R^{10} is selected from H, C_1 - C_6 alkyl and benzyl.

15 Preferably, A^1 and A^2 are independently selected from: a bond, $-C(O)NR^{10}$ -, $-NR^{10}C(O)$ -, O, $-N(R^{10})$ -, $-S(O)_2N(R^{10})$ - and $-N(R^{10})S(O)_2$ -.

Preferably, V is selected from hydrogen, heterocycle and aryl. More preferably, V is phenyl.

20 Preferably, Z is unsubstituted or substituted C_1 - C_6 alkyl.

Preferably, W is selected from imidazolyl, imidazolyl, oxazolyl, pyrazolyl, pyrrolidinyl, thiazolyl and pyridyl. More preferably, W is selected from imidazolyl and pyridyl.

Preferably, n and r are independently 0, 1, or 2.

25 Preferably p is 1, 2 or 3.

Preferably s is 0.

Preferably t is 1.

- 34 -

It is intended that the definition of any substituent or variable (e.g., R^{1a}, R⁹, n, etc.) at a particular location in a molecule be independent of its definitions elsewhere in that molecule. Thus, 5 -N(R¹⁰)₂ represents -NHH, -NHCH₃, -NHC₂H₅, etc. It is understood that substituents and substitution patterns on the compounds of the instant invention can be selected by one of ordinary skill in the art to provide compounds that are chemically stable and that can be readily synthesized by techniques known in the art, as well as those methods set 10 forth below, from readily available starting materials.

The pharmaceutically acceptable salts of the compounds of this invention include the conventional non-toxic salts of the compounds of this invention as formed, e.g., from non-toxic inorganic or organic acids. For example, such conventional non-toxic salts include those 15 derived from inorganic acids such as hydrochloric, hydrobromic, sulfuric, sulfamic, phosphoric, nitric and the like; and the salts prepared from organic acids such as acetic, propionic, succinic, glycolic, stearic, lactic, malic, tartaric, citric, ascorbic, pantoic, maleic, hydroxymaleic, phenylacetic, glutamic, benzoic, salicylic, sulfanilic, 2-acetoxy-benzoic, 20 fumaric, toluenesulfonic, methanesulfonic, ethane disulfonic, oxalic, isethionic, trifluoroacetic and the like.

The pharmaceutically acceptable salts of the compounds of this invention can be synthesized from the compounds of this invention which contain a basic moiety by conventional chemical methods.

25 Generally, the salts are prepared either by ion exchange chromatography or by reacting the free base with stoichiometric amounts or with an excess of the desired salt-forming inorganic or organic acid in a suitable solvent or various combinations of solvents.

Reactions used to generate the compounds of this invention 30 are prepared by employing reactions as shown in the Schemes 1-21, in addition to other standard manipulations such as ester hydrolysis, cleavage of protecting groups, etc., as may be known in the literature or exemplified in the experimental procedures. Substituents R, R^a and R^b, as shown in the Schemes, represent the substituents R², R³, R⁴, and R⁵;

- 35 -

however their point of attachment to the ring is illustrative only and is not meant to be limiting. Substituent Z', as shown in the Schemes, represents an alkyl moiety or a substituent on an alkyl moiety such that Z'CH₂- is the substituent Z as defined hereinabove.

5 These reactions may be employed in a linear sequence to provide the compounds of the invention or they may be used to synthesize fragments which are subsequently joined by the alkylation reactions described in the Schemes.

10 Synopsis of Schemes 1-21:

 The requisite intermediates are in some cases commercially available, or can be prepared according to literature procedures, for the most part. In Scheme 1, for example, the synthesis of 2-alkyl substituted piperazines is outlined, and is essentially that described by J. S. Kiely and S. R. Priebe in Organic Preparations and Proceedings Int.,
15 **1990**, 22, 761-768. Boc-protected amino acids I, available commercially or by procedures known to those skilled in the art, can be coupled to N-benzyl amino acid esters using a variety of dehydrating agents such as DCC (dicyclohexycarbodiimide) or EDC·HCl (1-ethyl-3-
20 (3-dimethylaminopropyl)carbodiimide hydrochloride) in a solvent such as methylene chloride, chloroform, dichloroethane, or in dimethylformamide. The product II is then deprotected with acid, for example hydrogen chloride in chloroform or ethyl acetate, or
25 trifluoroacetic acid in methylene chloride, and cyclized under weakly basic conditions to give the diketopiperazine III. Reduction of III with lithium aluminum hydride in refluxing ether gives the piperazine IV, which is protected as the Boc derivative V. The N-benzyl group can be
30 cleaved under standard conditions of hydrogenation, e.g., 10% palladium on carbon at 60 psi hydrogen on a Parr apparatus for 24-48 h. The product VI can be reductively alkylated with a suitably substituted aldehyde to provide the protected piperazine VII; a final acid deprotection as previously described gives the intermediate VIII (Scheme 2). The intermediate VIII can itself be reductively alkylated with a variety of aldehydes, such as IX. The aldehydes can be prepared

- 36 -

by standard procedures, such as that described by O. P. Goel, U. Krolls, M. Stier and S. Kesten in Organic Syntheses, **1988**, 67, 69-75, from the appropriate amino acid (Scheme 3). The reductive alkylation can be accomplished at pH 5-7 with a variety of reducing agents, such as
5 sodium triacetoxyborohydride or sodium cyanoborohydride in a solvent such as dichloroethane, methanol or dimethylformamide. The product X can be deprotected to give the final compounds XI with trifluoroacetic acid in methylene chloride. The final product XI is isolated in the salt form, for example, as a trifluoroacetate,
10 hydrochloride or acetate salt, among others. The product diamine XI can further be selectively protected to obtain XII, which can subsequently be reductively alkylated with a second aldehyde to obtain XIII. Removal of the protecting group, and conversion to cyclized products such as the dihydroimidazole XV can be accomplished by
15 literature procedures.

Alternatively, the piperazine intermediate VIII can be reductively alkylated with other aldehydes such as 1-trityl-4-imidazolyl-carboxaldehyde or 1-trityl-4-imidazolylacetaldehyde, to give products such as XVI (Scheme 4). The trityl protecting group can be removed
20 from XVI to give XVII, or alternatively, XVI can first be treated with an alkyl halide then subsequently deprotected to give the alkylated imidazole XVIII. Alternatively, the intermediate VIII can be acylated or sulfonylated by standard techniques. The imidazole acetic acid XIX can be converted to the acetate XXI by standard procedures, and XXI
25 can be first reacted with an alkyl halide, then treated with refluxing methanol to provide the regiospecifically alkylated imidazole acetic acid ester XXII. Hydrolysis and reaction with piperazine VIII in the presence of condensing reagents such as 1-(3-dimethylaminopropyl)-3-ethylcarbodiimide (EDC) leads to acylated products such as XXIV.

30 If the piperazine VIII is reductively alkylated with an aldehyde which also has a protected hydroxyl group, such as XXV in Scheme 6, the protecting groups can be subsequently removed to unmask the hydroxyl group (Schemes 6, 7). The alcohol can be oxidized under standard conditions to *e.g.* an aldehyde, which can then

- 37 -

be reacted with a variety of organometallic reagents such as Grignard reagents, to obtain secondary alcohols such as XXIX. In addition, the fully deprotected amino alcohol XXX can be reductively alkylated (under conditions described previously) with a variety of aldehydes to
5 obtain secondary amines, such as XXXI (Scheme 7), or tertiary amines.

The Boc protected amino alcohol XXVII can also be utilized to synthesize 2-aziridinylmethylpiperazines such as XXXII (Scheme 8). Treating XXVII with 1,1'-sulfonyldiimidazole and sodium
10 hydride in a solvent such as dimethylformamide led to the formation of aziridine XXXII. The aziridine reacted in the presence of a nucleophile, such as a thiol, in the presence of base to yield the protected ring-opened product XXXIII.

In addition, the piperazine VIII can be reacted with aldehydes derived from amino acids such as O-alkylated tyrosines,
15 according to standard procedures, to obtain compounds such as XXXIX. When R' is an aryl group, XXXIX can first be hydrogenated to unmask the phenol, and the amine group deprotected with acid to produce XL. Alternatively, the amine protecting group in XXXIX can be removed, and O-alkylated phenolic amines such as XLI produced.

20 Depending on the identity of the amino acid I, various side chains can be incorporated into the piperazine. For example when I is the Boc-protected β -benzyl ester of aspartic acid, the intermediate diketopiperazine XLII (where $n=1$ and $R=\text{benzyl}$) is obtained, as shown in Scheme 10. Subsequent lithium aluminum hydride reduction reduces
25 the ester to the alcohol XLIII, which can then be reacted with a variety of alkylating agents such as an alkyl iodide, under basic conditions, for example, sodium hydride in dimethylformamide or tetrahydrofuran. The resulting ether XLIV can then be carried on to final products as described in Schemes 1-9.

30 N-Alkyl piperazines can be prepared as described in Scheme 11. An alkyl amine XLV is reacted with *bis*-chloroethyl amine hydrochloride (XLVI) in refluxing *n*-butanol to furnish compounds XLVII. The resulting piperazines XLVII can then be carried on to final products as described in Schemes 3-9.

- 38 -

Piperazin-5-ones can be prepared as shown in Scheme 12. Reductive amination of Boc-protected amino aldehydes XLIX (prepared from I as described previously) gives rise to compound L. This is then reacted with bromoacetyl bromide under Schotten-Baumann conditions; ring closure is effected with a base such as sodium hydride in a polar aprotic solvent such as dimethylformamide to give LI. The carbamate protecting group is removed under acidic conditions such as trifluoroacetic acid in methylene chloride, or hydrogen chloride gas in methanol or ethyl acetate, and the resulting piperazine can then be carried on to final products as described in Schemes 3-9.

The isomeric piperazin-3-ones can be prepared as described in Scheme 13. The imine formed from arylcarboxamides LII and 2-aminoglycinal diethyl acetal (LIII) can be reduced under a variety of conditions, including sodium triacetoxyborohydride in dichloroethane, to give the amine LIV. Amino acids I can be coupled to amines LIV under standard conditions, and the resulting amide LV when treated with aqueous acid in tetrahydrofuran can cyclize to the unsaturated LVI. Catalytic hydrogenation under standard conditions gives the requisite intermediate LVII, which is elaborated to final products as described in Schemes 3-9.

Reaction Scheme 14 provides an illustrative example the synthesis of compounds of the instant invention wherein the substituents R^2 and R^3 are combined to form $-(CH_2)_u-$. For example, 1-aminocyclohexane-1-carboxylic acid LVIII can be converted to the spiro piperazine LXVI essentially according to the procedures outlined in Schemes 1 and 2. The piperazine intermediate LXVI can be deprotected as before, and carried on to final products as described in Schemes 3-9. It is understood that reagents utilized to provide the imidazolylalkyl substituent may be readily replaced by other reagents well known in the art and readily available to provide other N-substituents on the piperazine.

The aldehyde XLIX from Scheme 12 can also be reductively alkylated with an alkyl amine as shown in Scheme 15. The product LXVIII can be converted to a piperazinone by acylation with

- 39 -

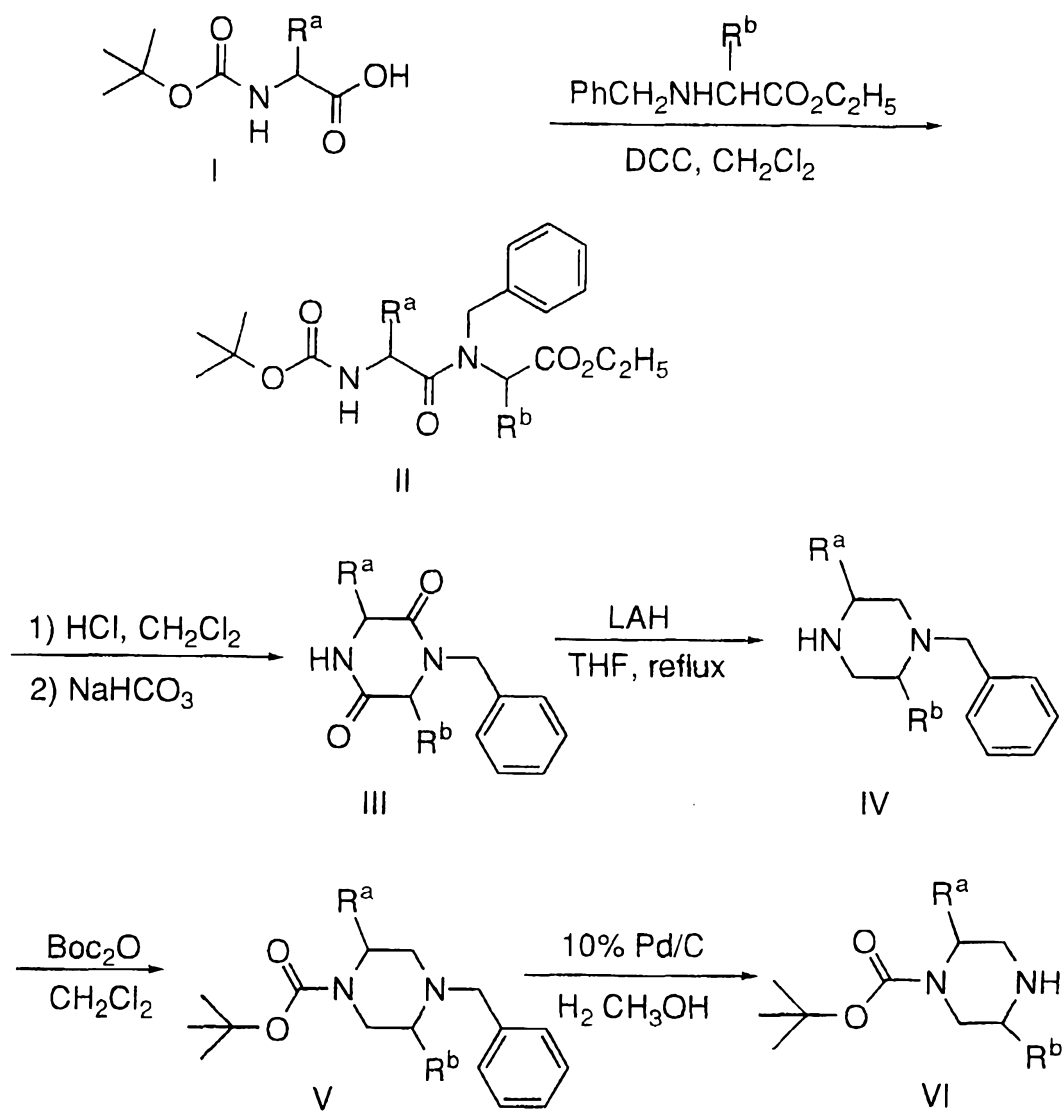
chloroacetyl chloride to give LXIX, followed by base-induced cyclization to LXX. Deprotection, followed by reductive alkylation with a protected imidazole carboxaldehyde leads to LXXII, which can be alkylation with an arylmethylhalide to give the imidazolium salt
5 LXXIII. Final removal of protecting groups by either solvolysis with a lower alkyl alcohol, such as methanol, or treatment with triethylsilane in methylene chloride in the presence of trifluoroacetic acid gives the final product LXXIV.

Scheme 16 illustrates the use of an optionally substituted
10 homoserine lactone LXXV to prepare a Boc-protected piperazinone LXXVIII. Intermediate LXXVIII may be deprotected and reductively alkylated or acylated as illustrated in the previous Schemes. Alternatively, the hydroxyl moiety of intermediate LXXVIII may be mesylated and displaced by a suitable nucleophile, such as the sodium
15 salt of ethane thiol, to provide an intermediate LXXIX. Intermediate LXXVIII may also be oxidized to provide the carboxylic acid on intermediate LXXXX, which can be utilized form an ester or amide moiety.

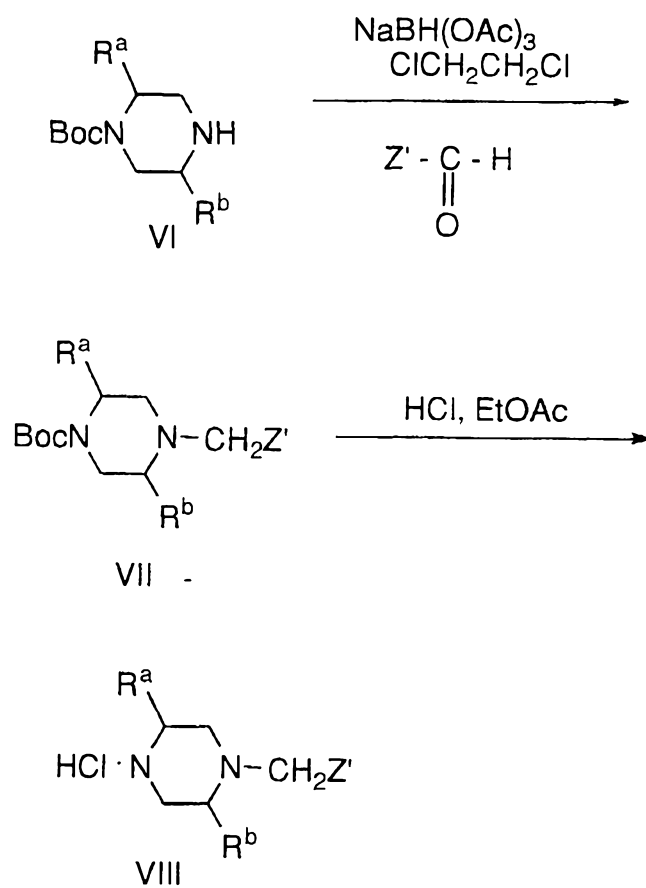
Amino acids of the general formula LXXXI which have a
20 sidechain not found in natural amino acids may be prepared by the reactions illustrated in Scheme 17 starting with the readily prepared imine LXXXII.

Schemes 18-21 illustrate syntheses of suitably substituted
25 aldehydes useful in the syntheses of the instant compounds wherein the variable W is present as a pyridyl moiety. Similar synthetic strategies for preparing alkanols that incorporate other heterocyclic moieties for variable W are also well known in the art.

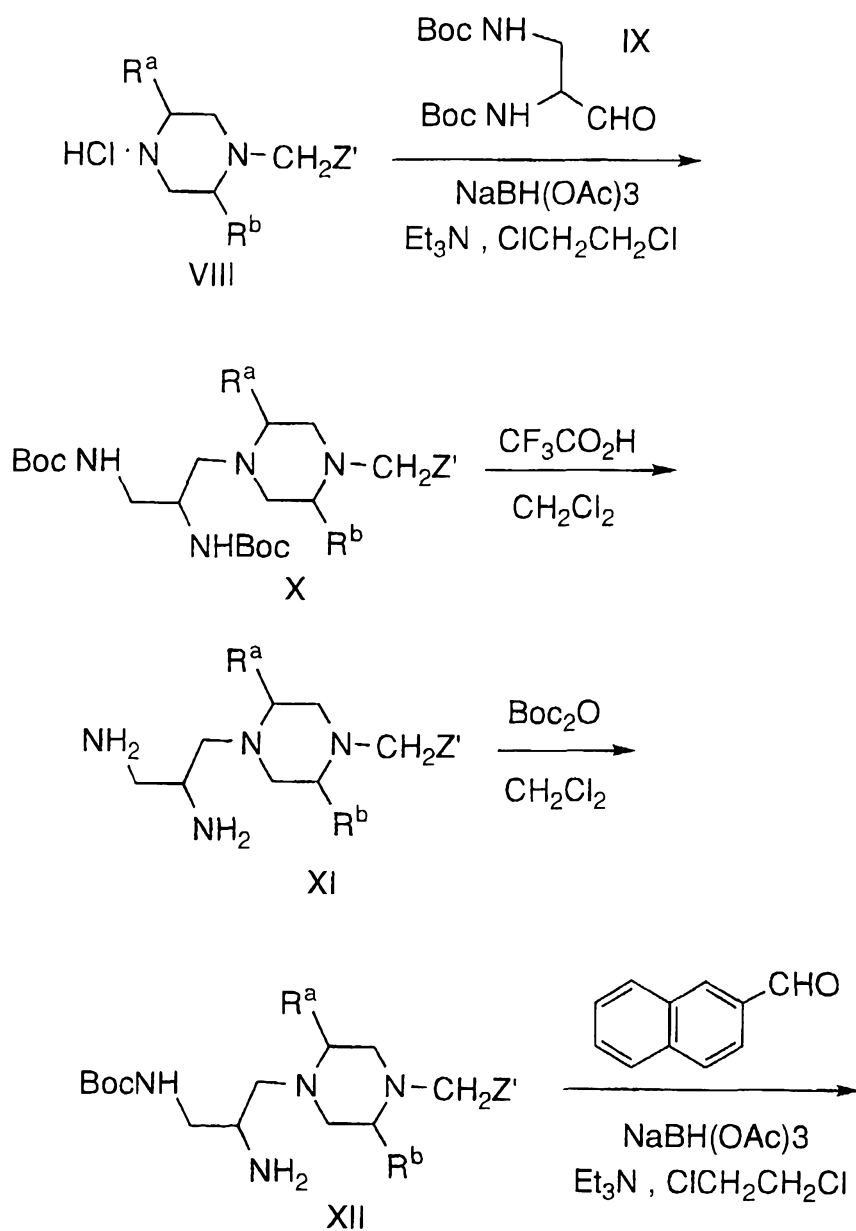
- 40 -

SCHEME I

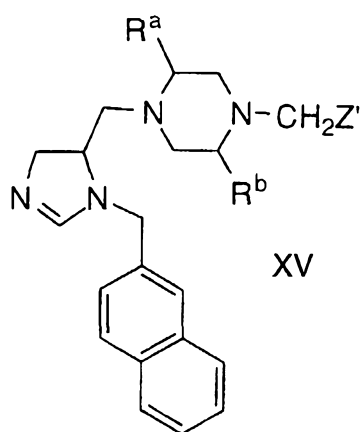
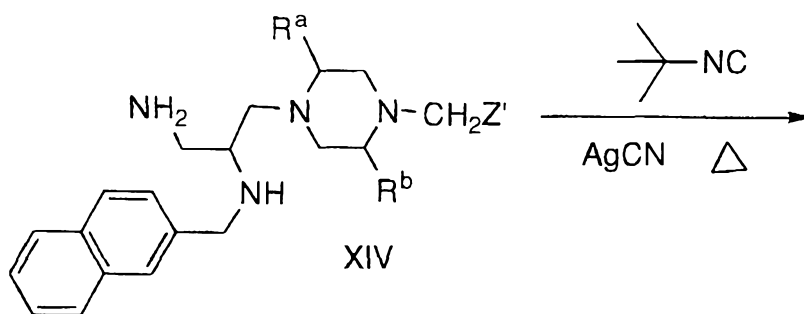
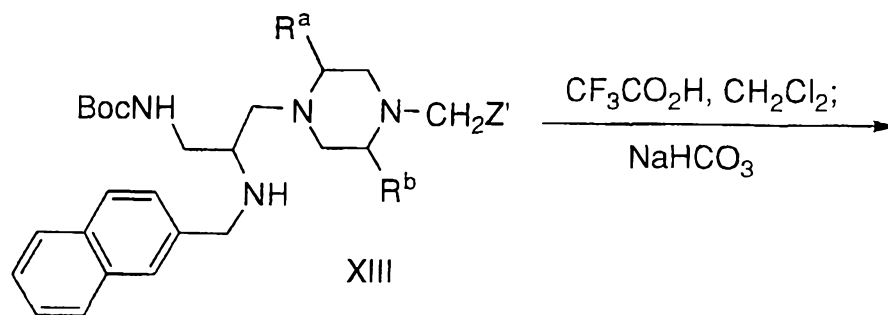
- 41 -

SCHEME 2

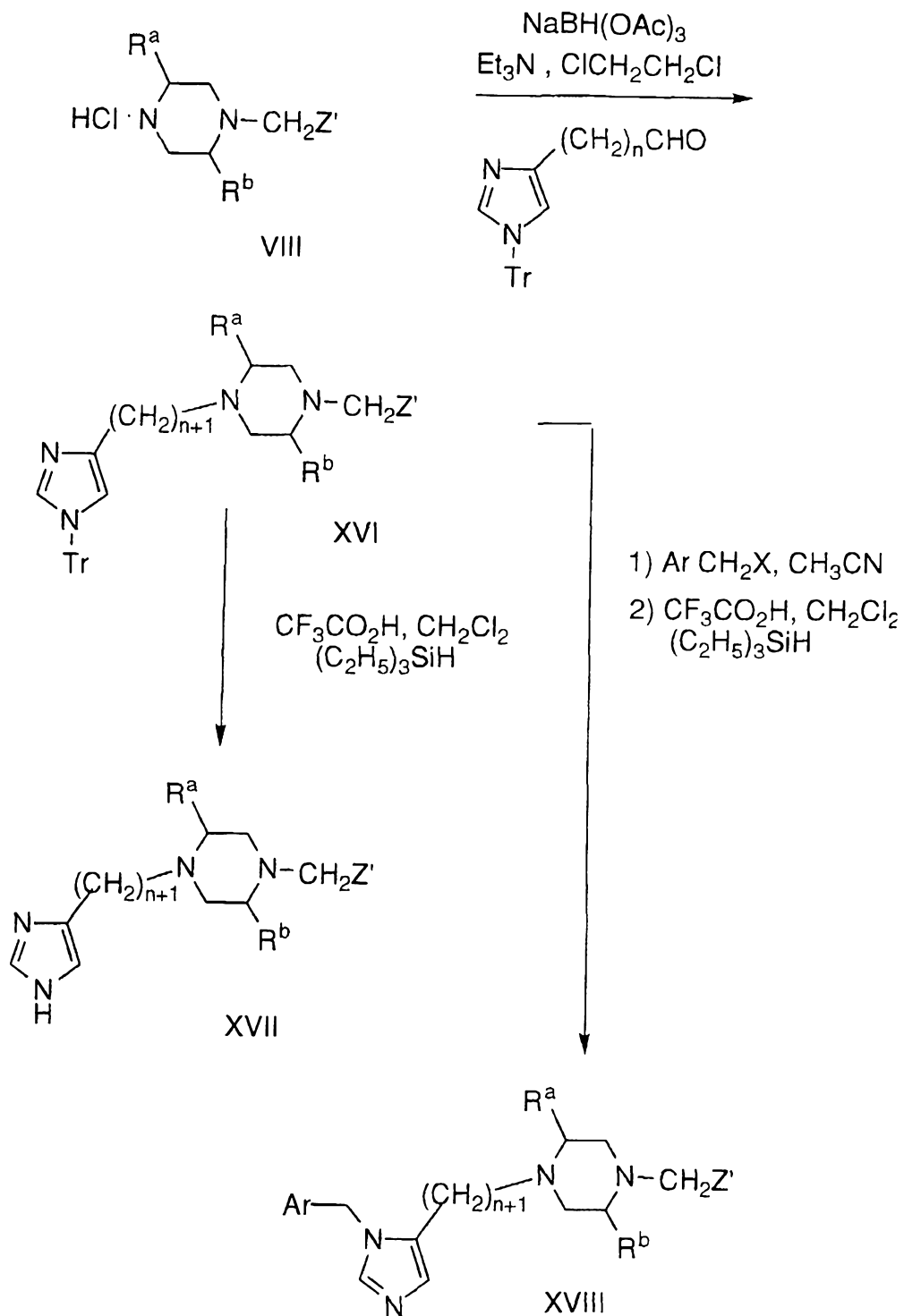
- 42 -

SCHEME 3

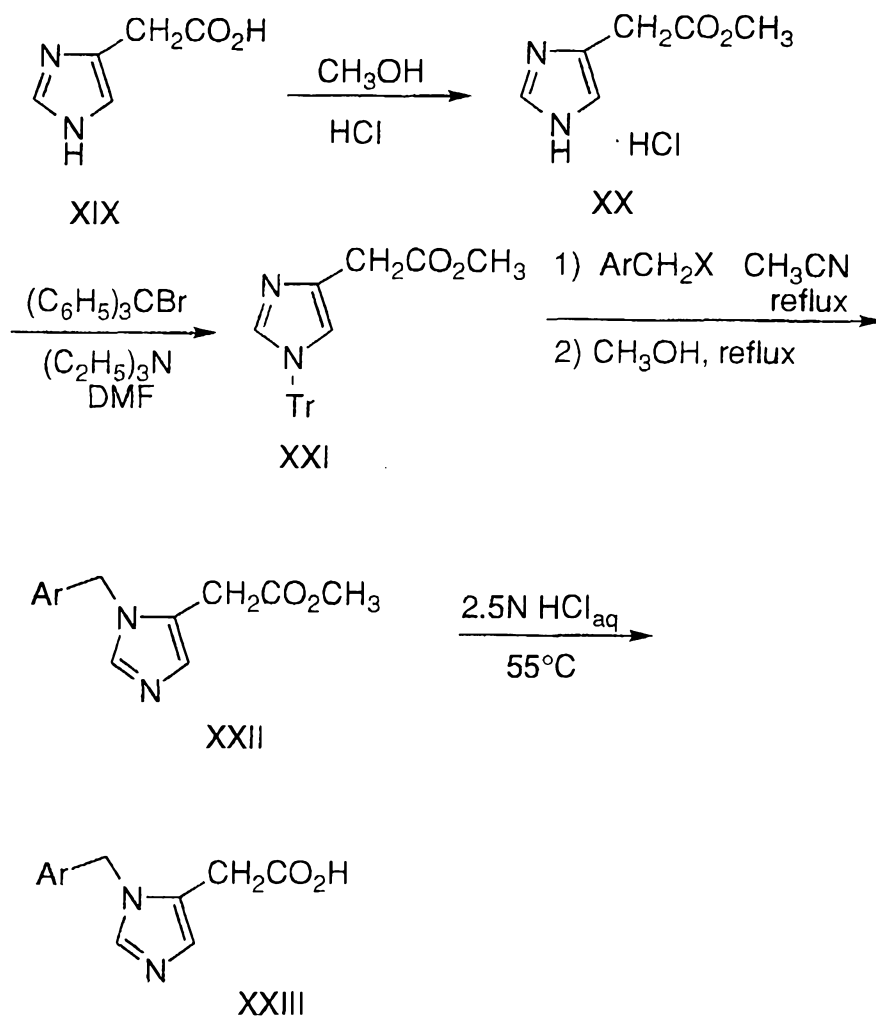
- 43 -

SCHEME 3 (continued)

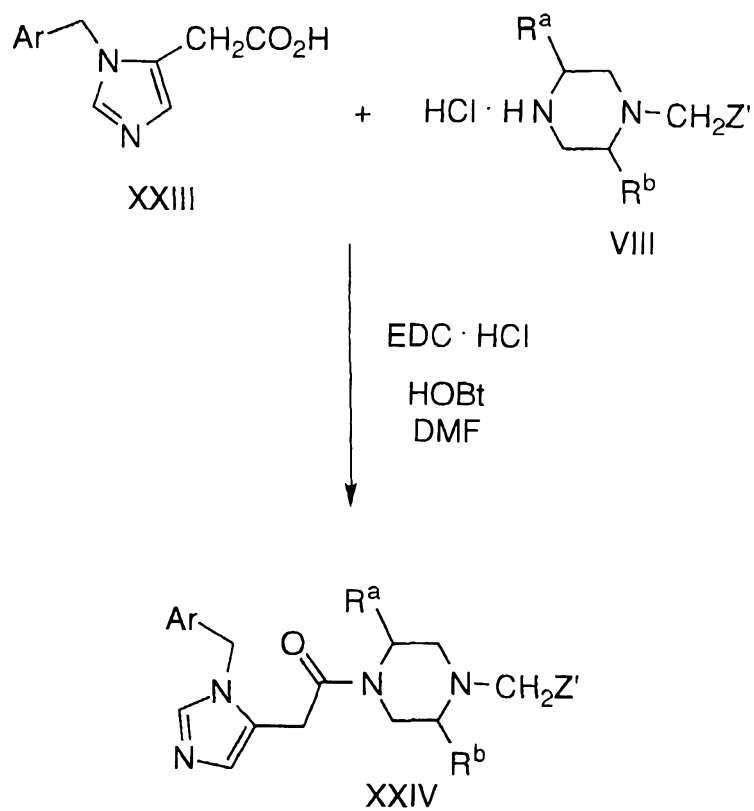
SCHEME 4



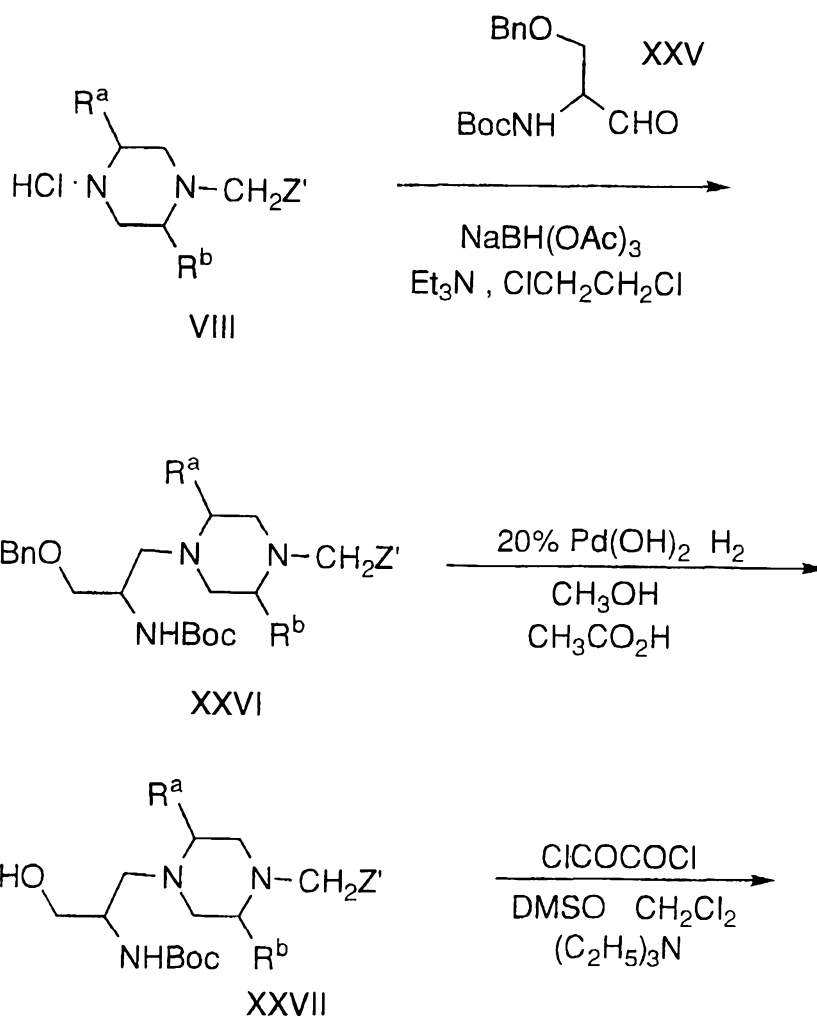
- 45 -

SCHEME 5

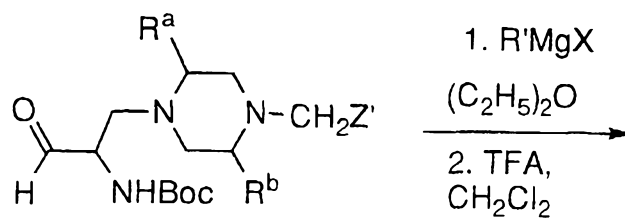
- 46 -

SCHEME 5 (continued)

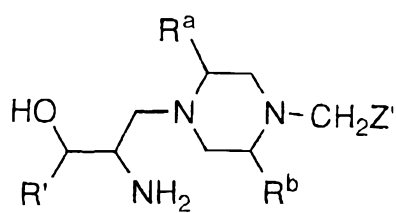
- 47 -

SCHEME 6

- 48 -

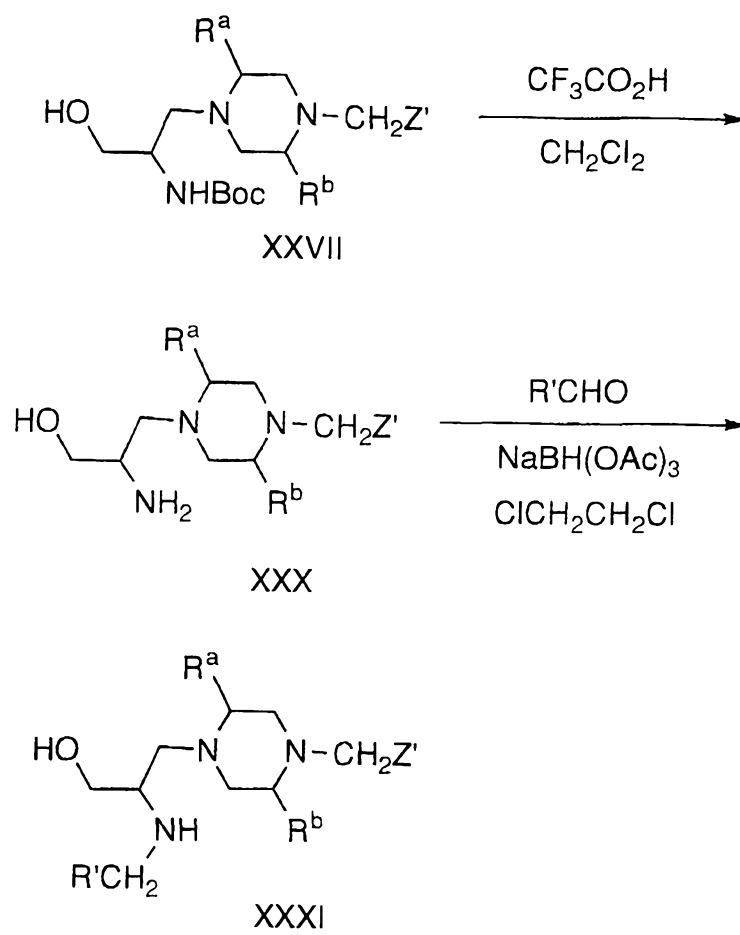
SCHEME 6 (CONTINUED)

XXVIII

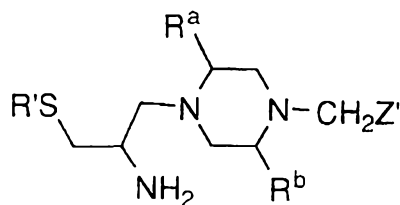
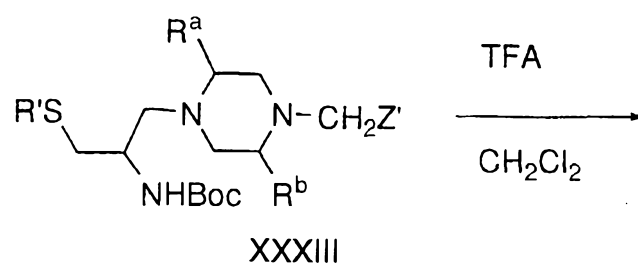
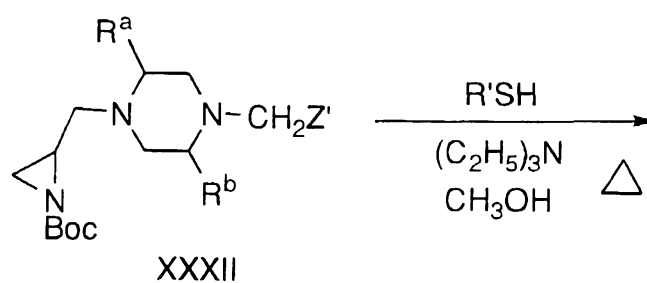
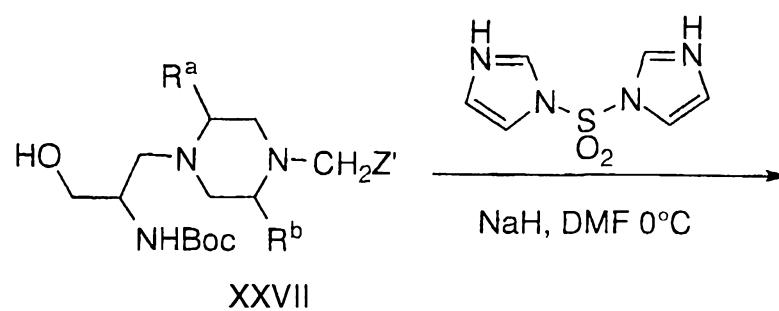


XXIX

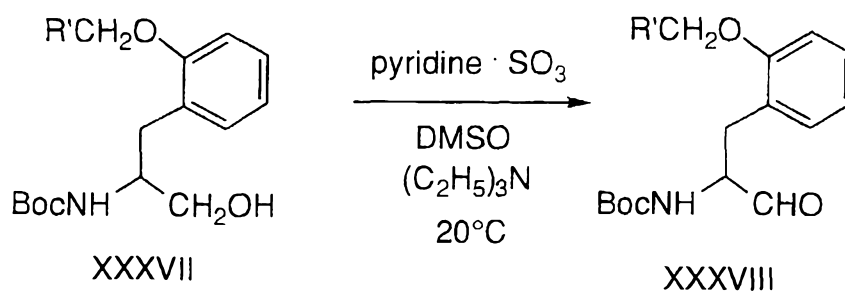
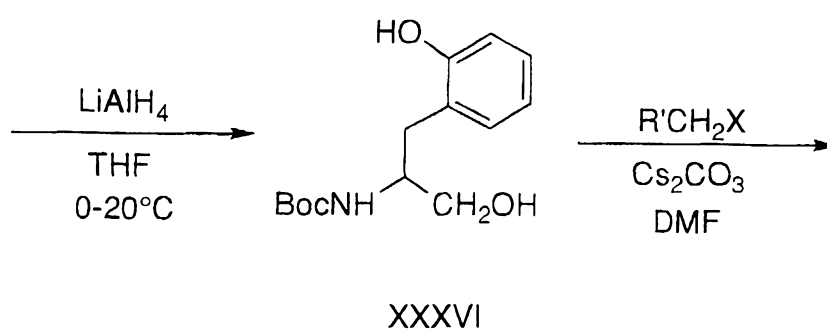
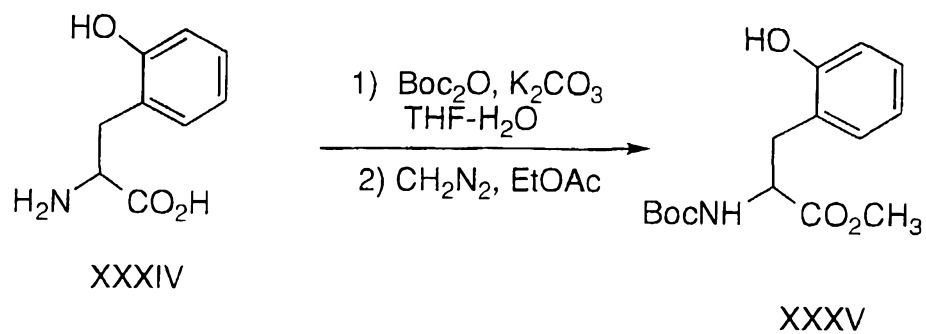
- 49 -

SCHEME 7

- 50 -

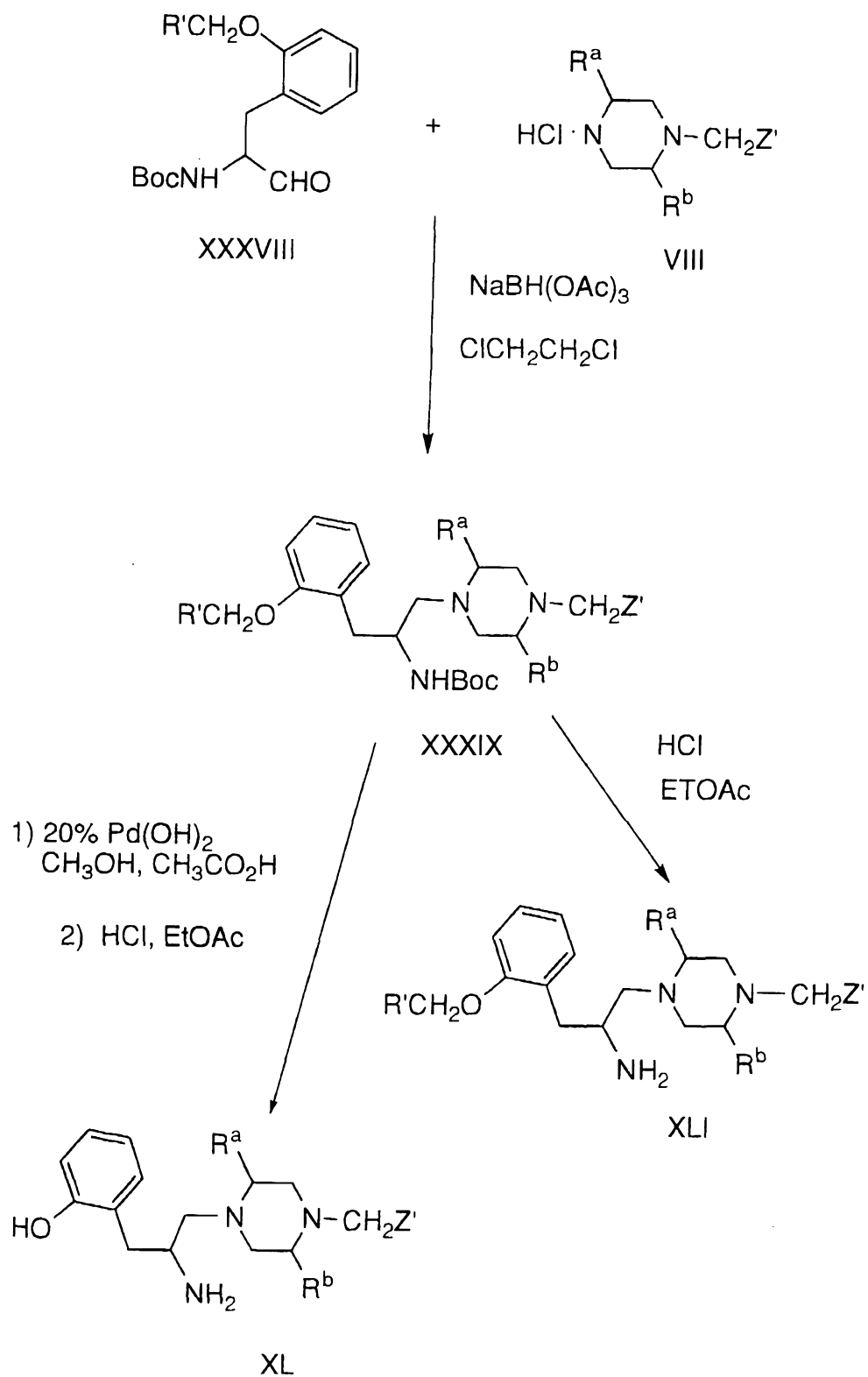
SCHEME 8

- 51 -

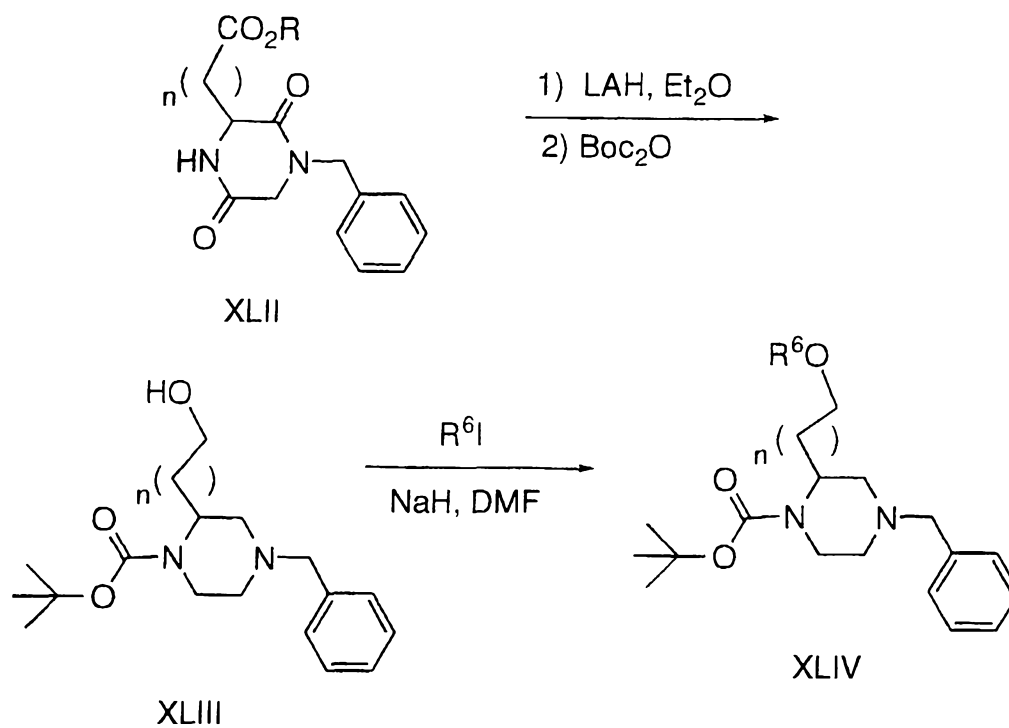
SCHEME 9

- 52 -

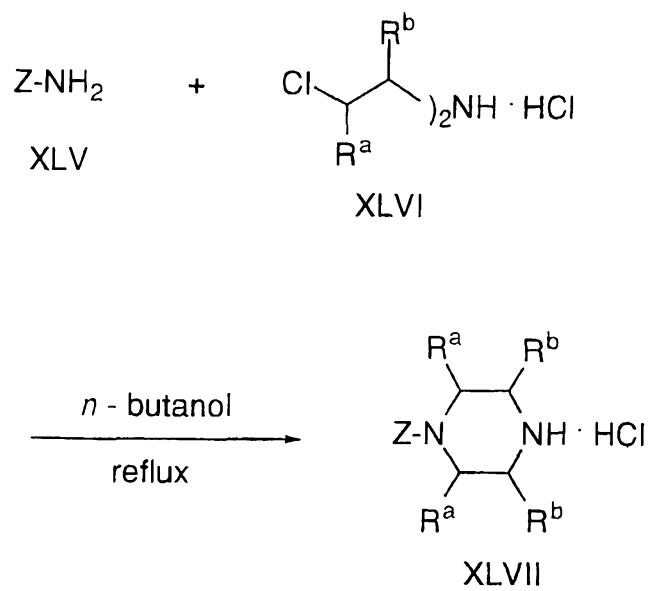
SCHEME 9 (continued)



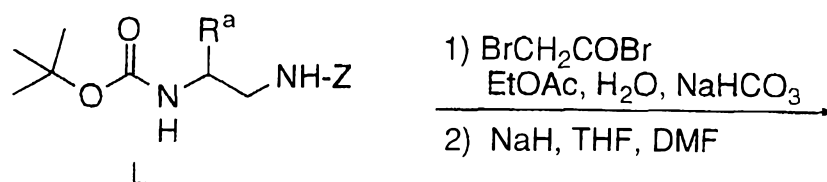
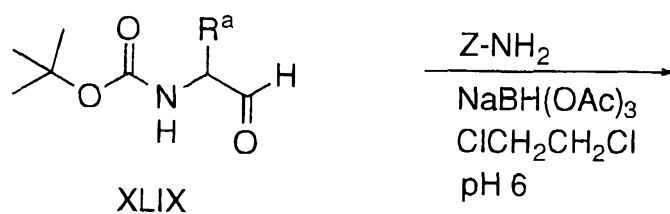
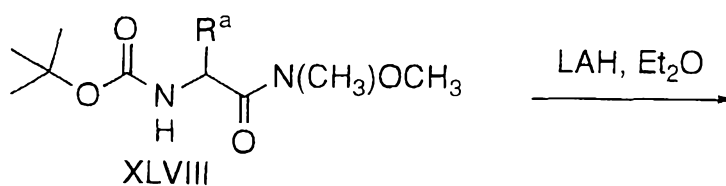
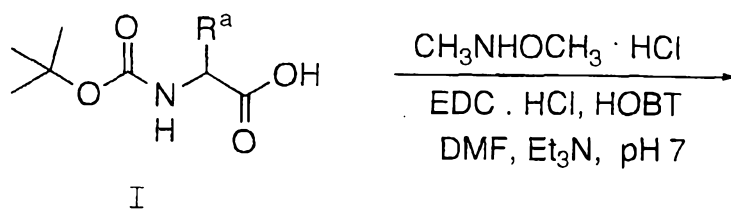
- 53 -

SCHEME 10

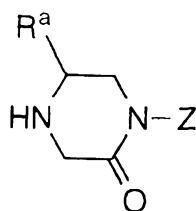
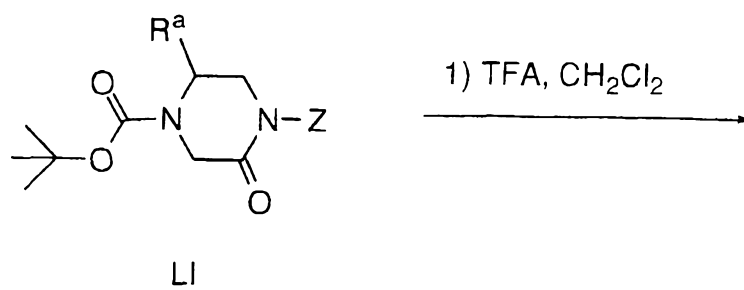
- 54 -

SCHEME 11

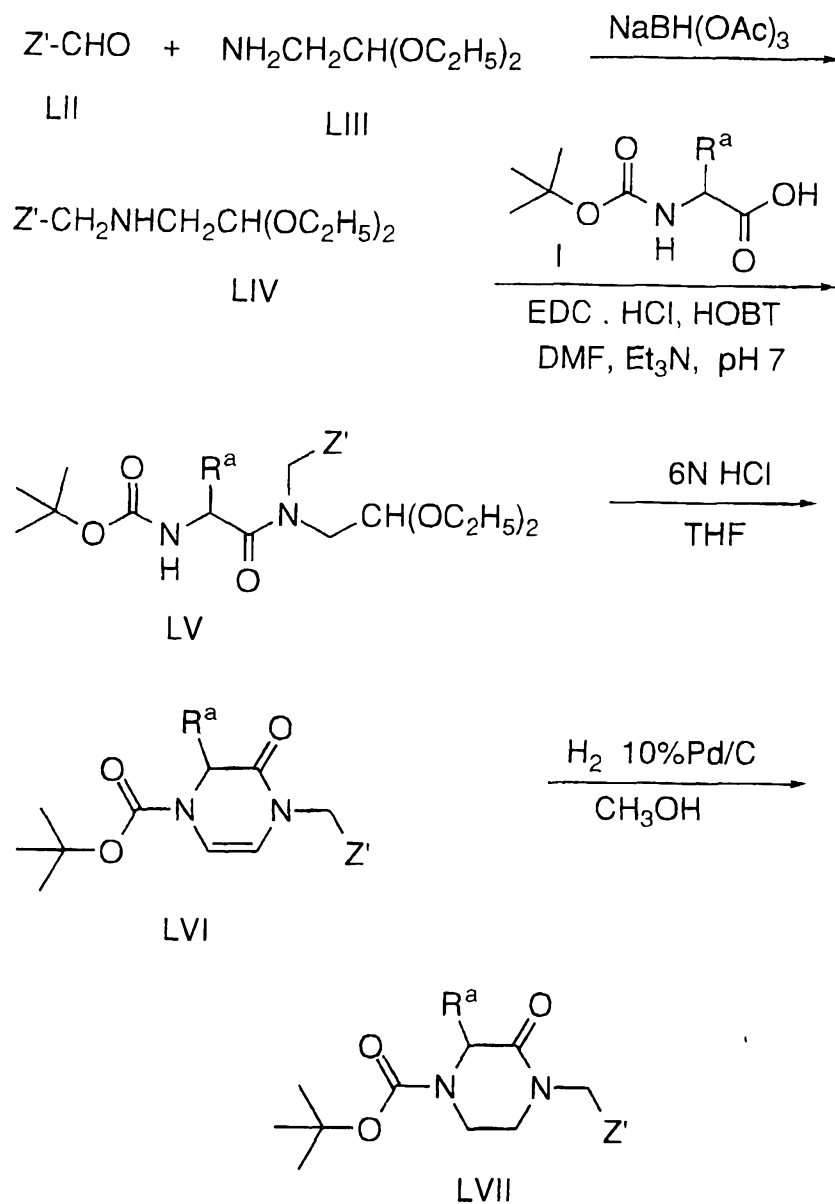
- 55 -

SCHEME 12

- 56 -

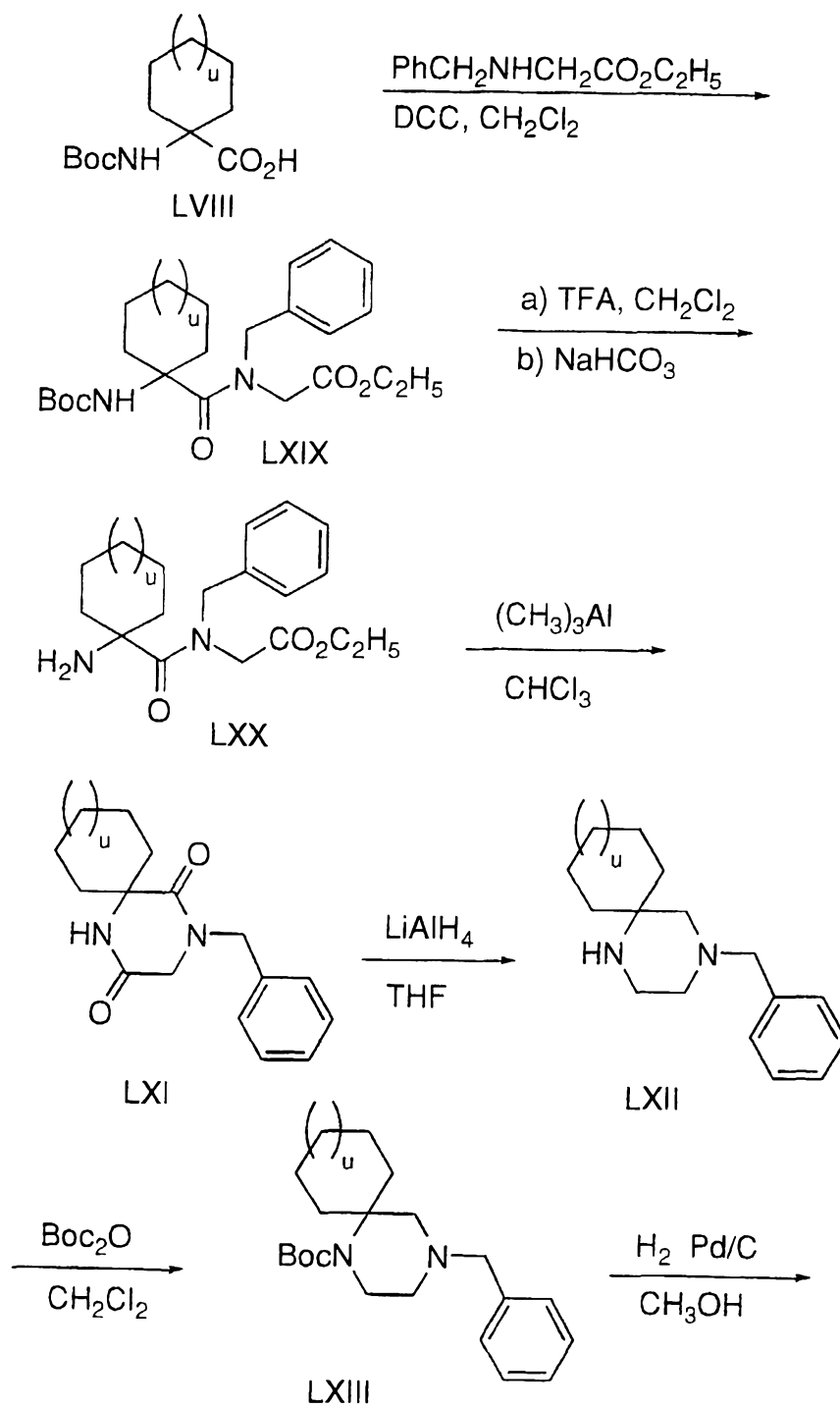
SCHEME 12 (CONT'D)

SCHEME 13

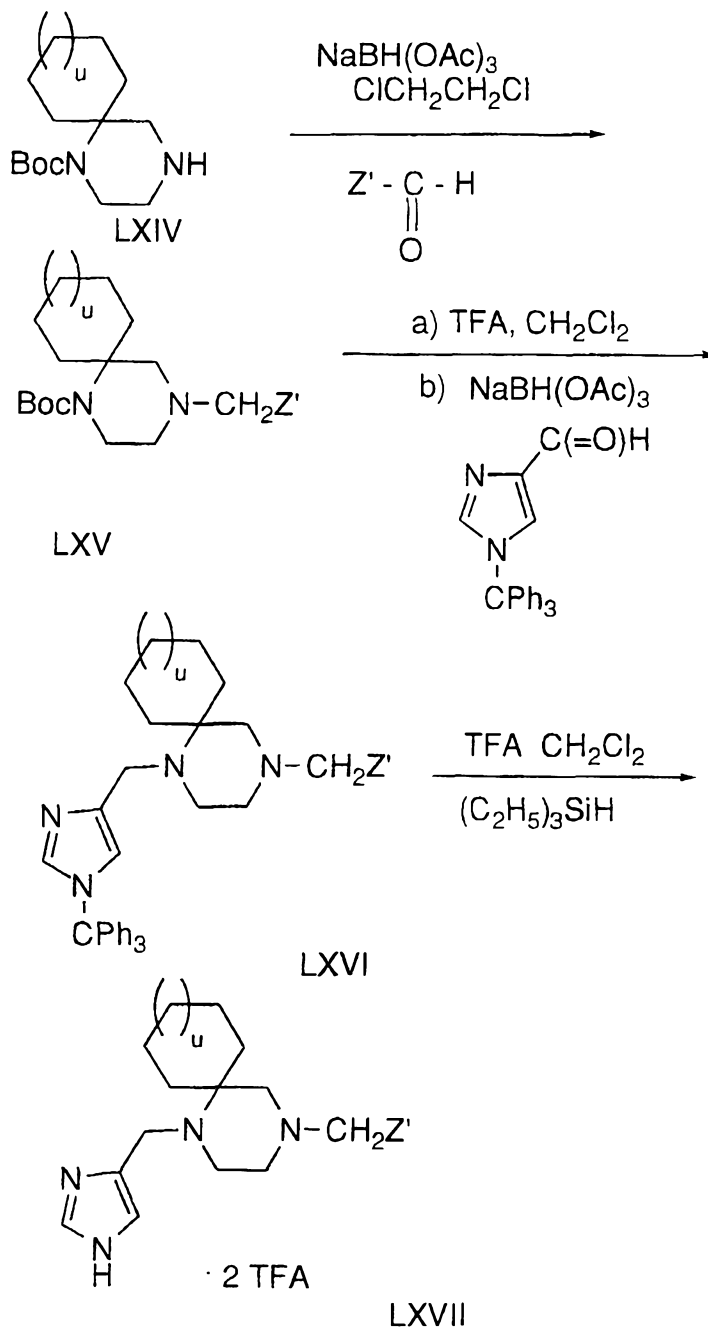


- 58 -

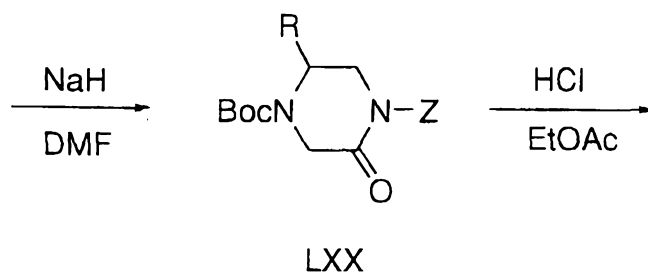
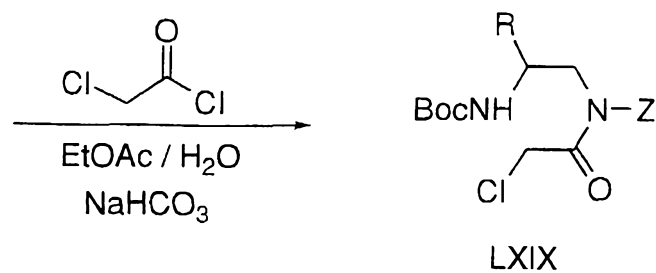
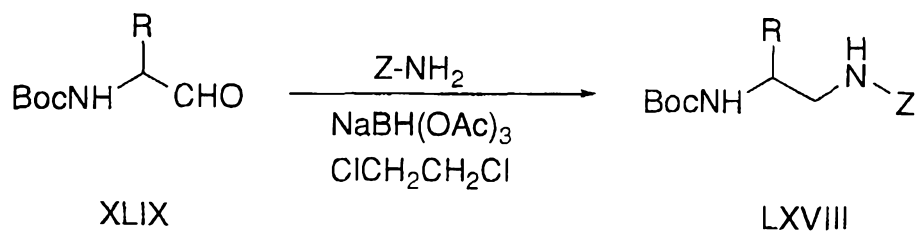
SCHEME 14



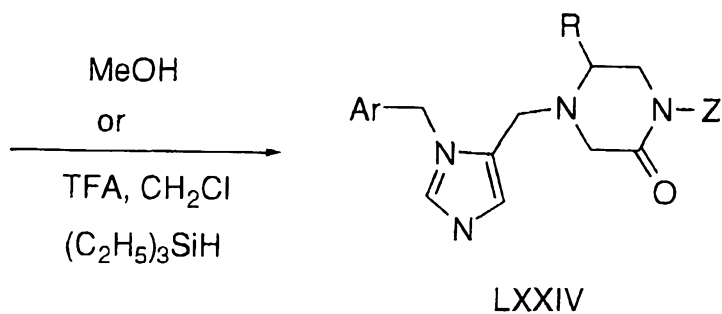
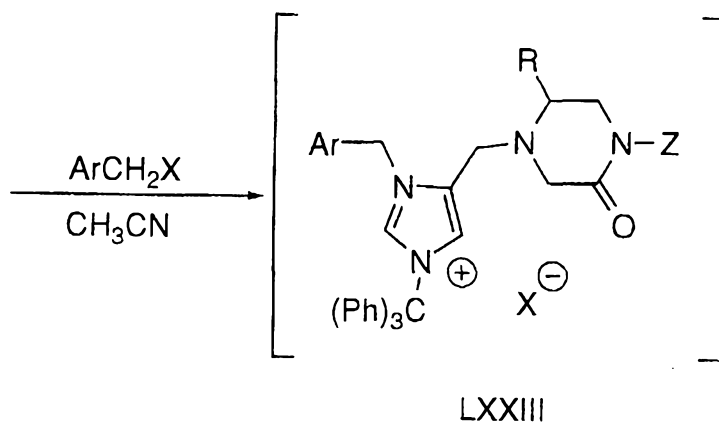
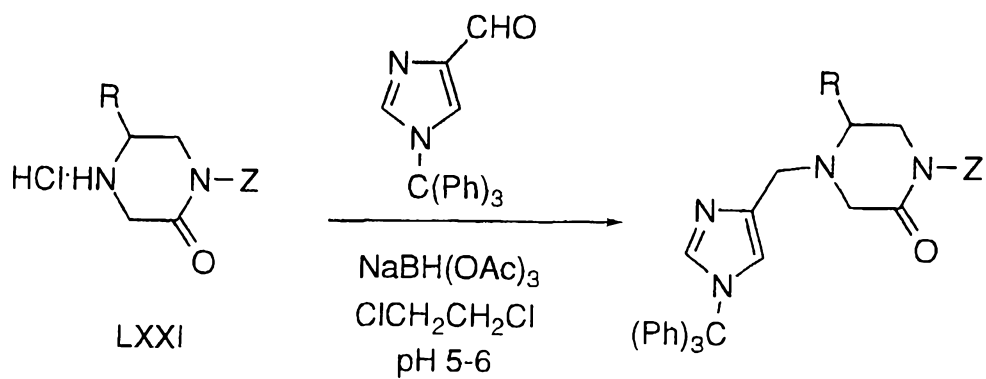
SCHEME 14 (continued)



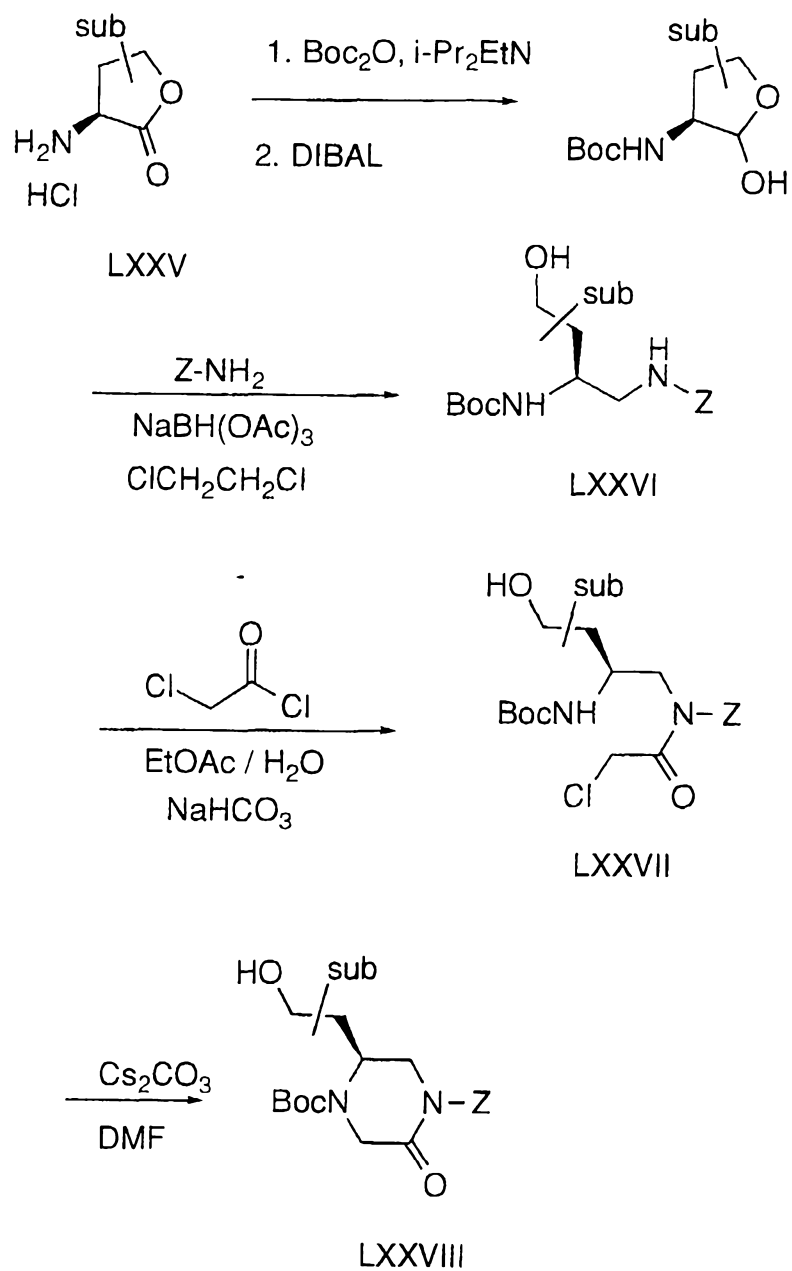
- 60 -

SCHEME 15

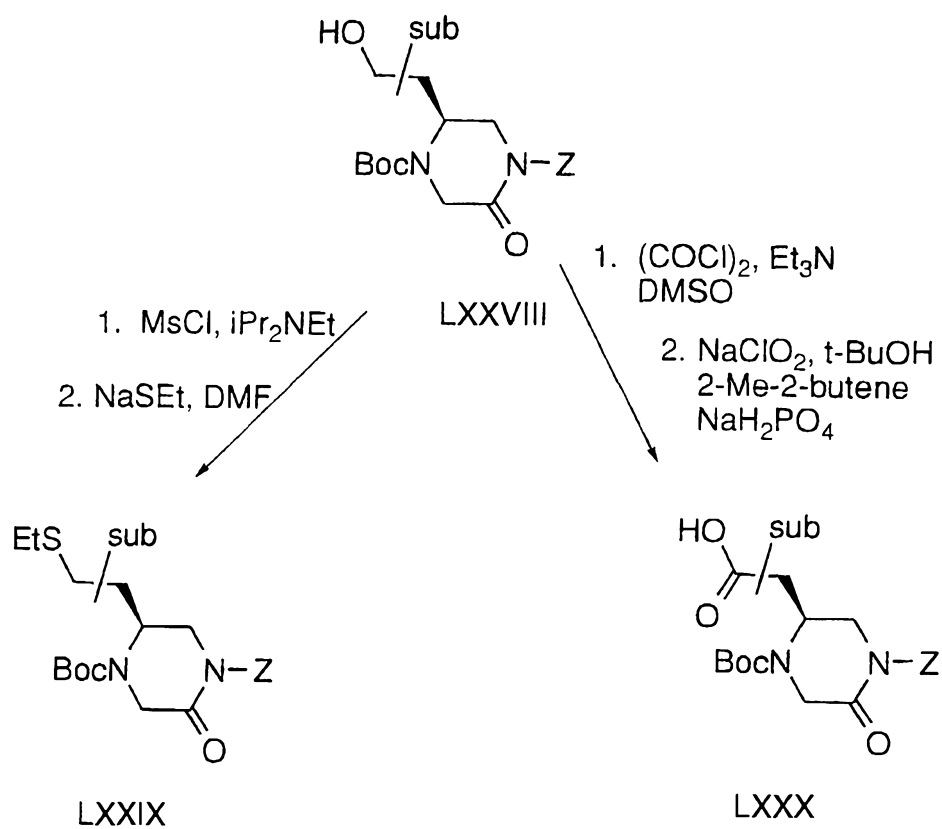
- 61 -

SCHEME 15 (continued)

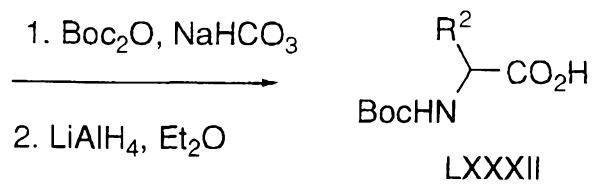
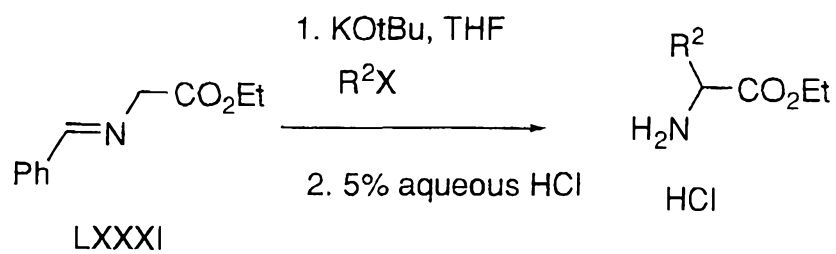
- 62 -

SCHEME 16

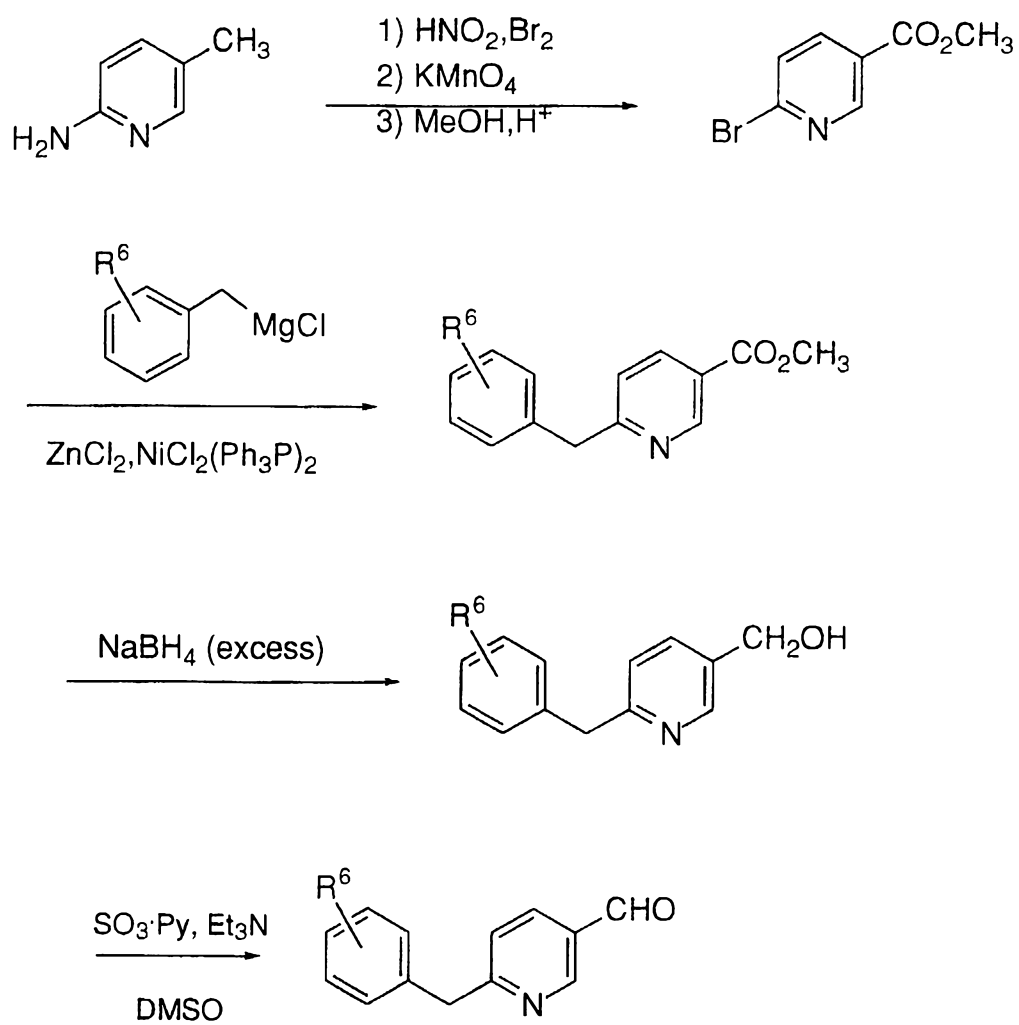
- 63 -

SCHEME 16 (continued)

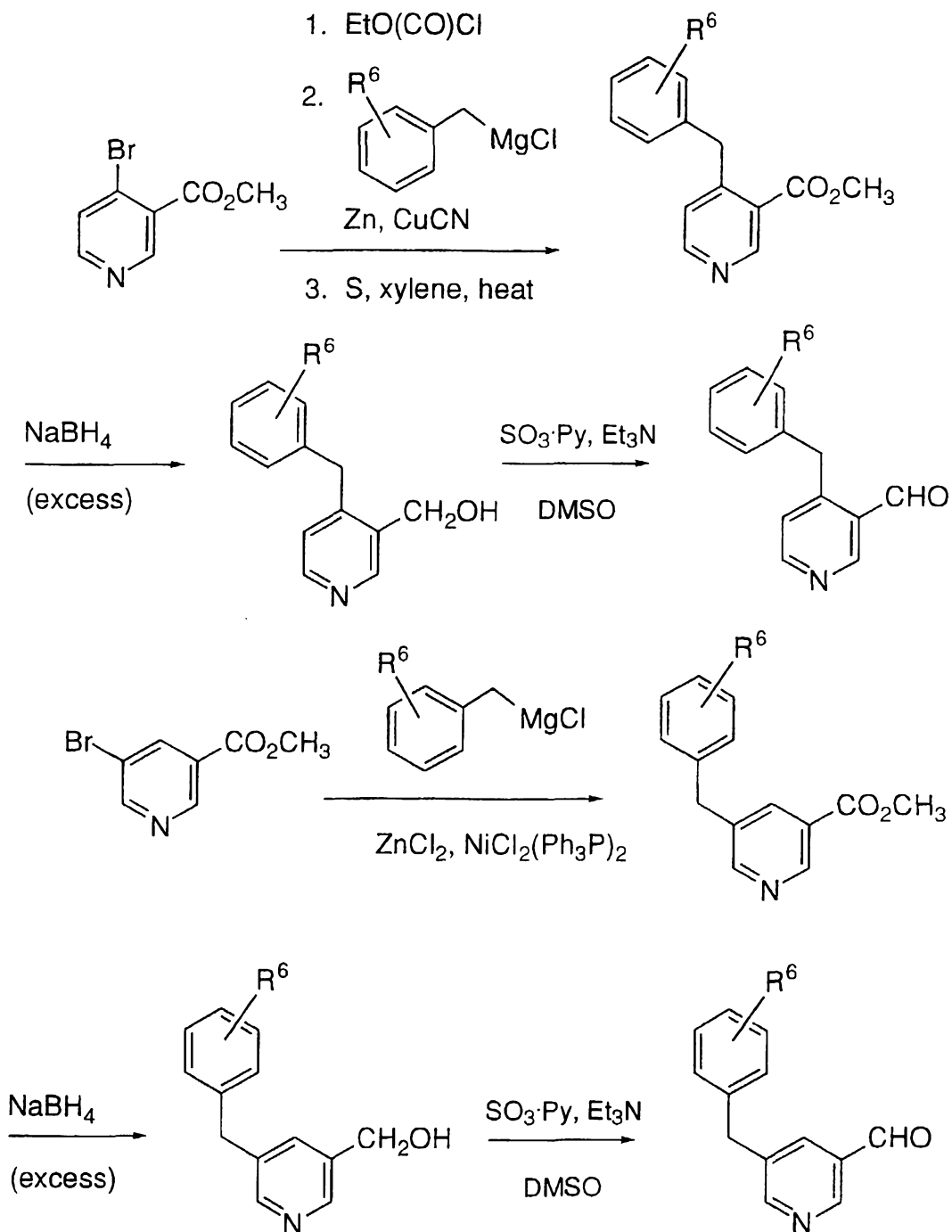
- 64 -

SCHEME 17

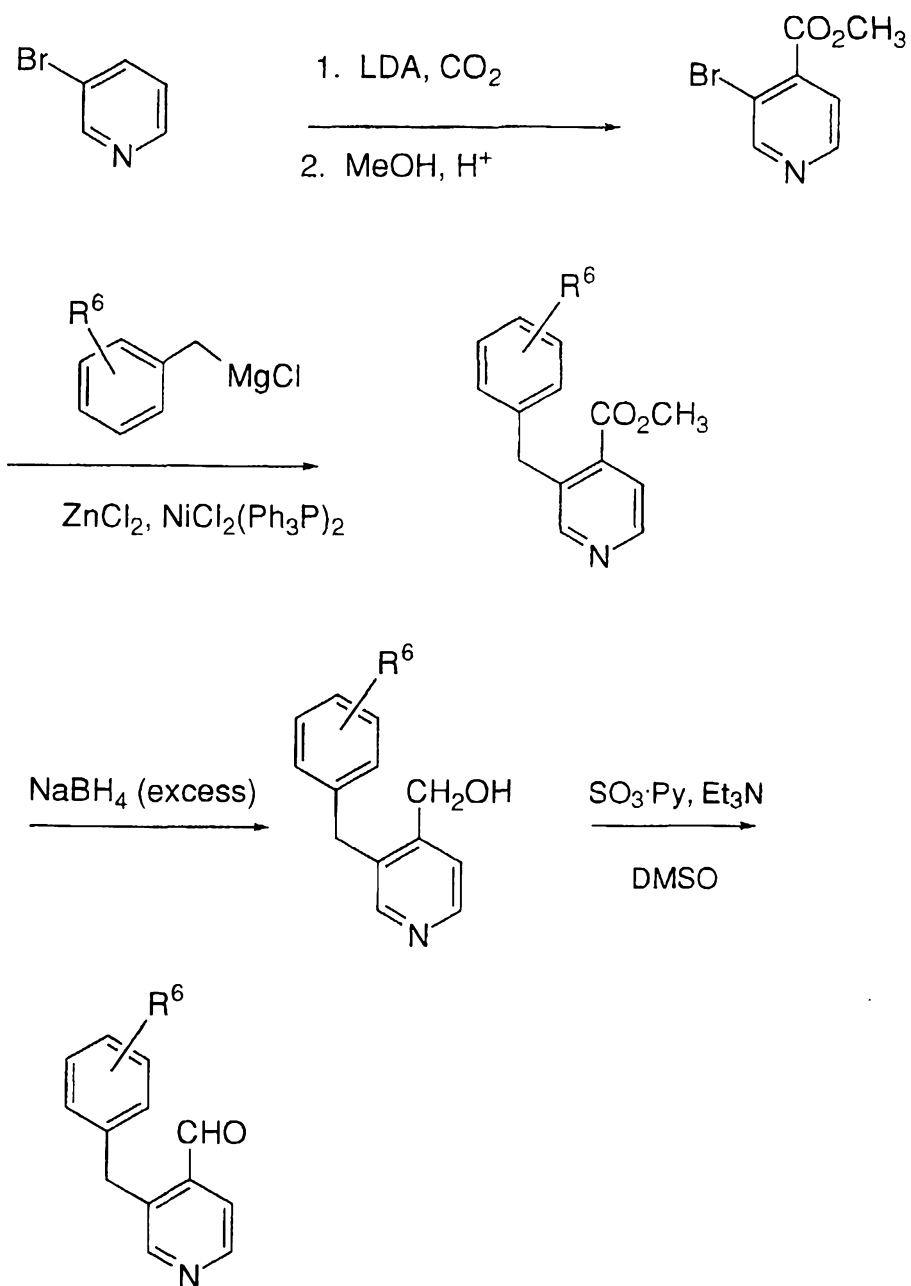
- 65 -

REACTION SCHEME 18

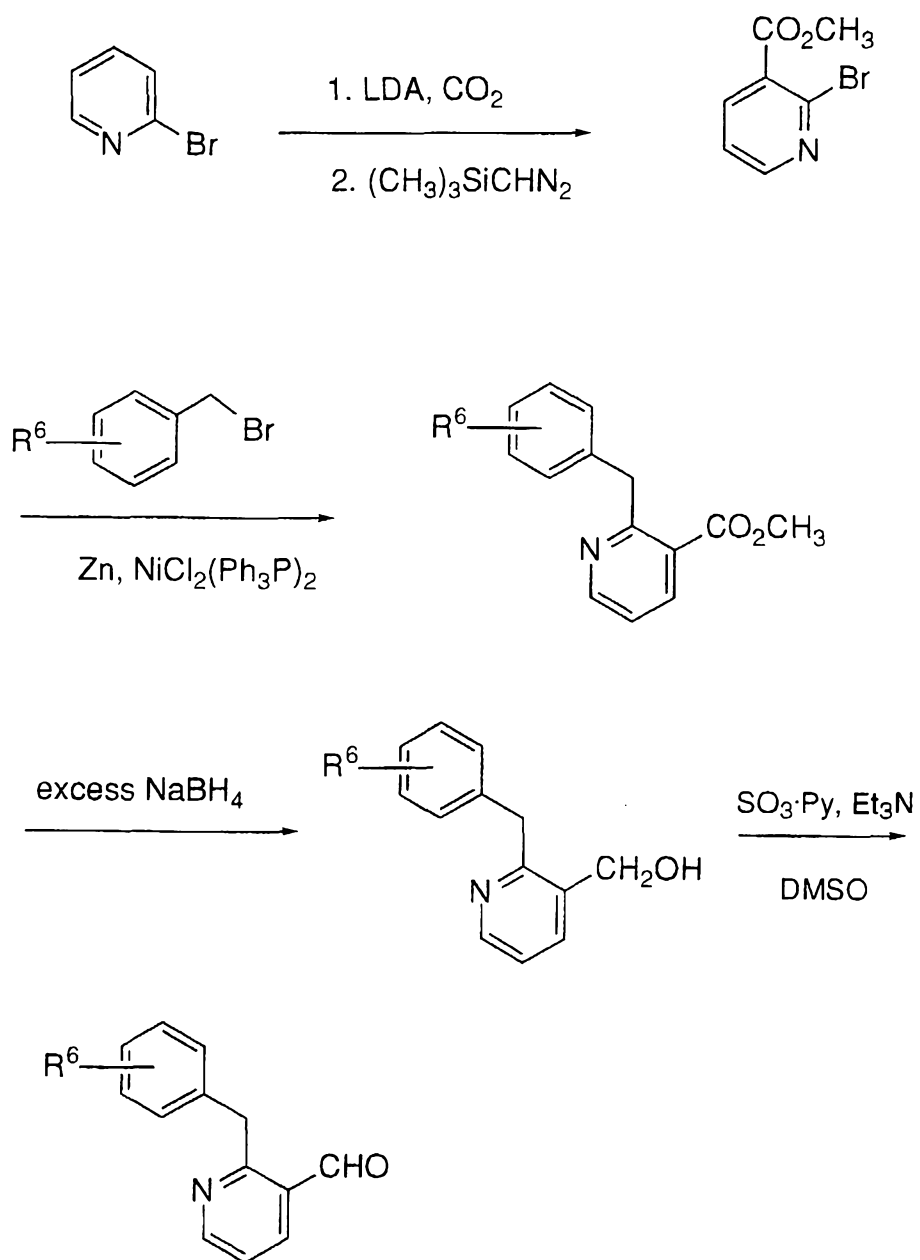
- 66 -

REACTION SCHEME 19

- 67 -

REACTION SCHEME 20

- 68 -

REACTION SCHEME 21

- 69 -

The instant compounds are useful as pharmaceutical agents for mammals, especially for humans. These compounds may be administered to patients for use in the treatment of cancer. Examples of the type of cancer which may be treated with the compounds of this invention include, but are not limited to, colorectal carcinoma, exocrine pancreatic carcinoma, myeloid leukemias and neurological tumors. Such tumors may arise by mutations in the *ras* genes themselves, mutations in the proteins that can regulate Ras activity (i.e., neurofibromin (NF-1), *neu*, *scr*, *abl*, *lck*, *fyn*) or by other mechanisms.

The compounds of the instant invention inhibit farnesyl-protein transferase and the farnesylation of the oncogene protein Ras. The instant compounds may also inhibit tumor angiogenesis, thereby affecting the growth of tumors (J. Rak et al. *Cancer Research*, 55:4575-4580 (1995)). Such anti-angiogenesis properties of the instant compounds may also be useful in the treatment of certain forms of blindness related to retinal vascularization.

The compounds of this invention are also useful for inhibiting other proliferative diseases, both benign and malignant, wherein Ras proteins are aberrantly activated as a result of oncogenic mutation in other genes (i.e., the Ras gene itself is not activated by mutation to an oncogenic form) with said inhibition being accomplished by the administration of an effective amount of the compounds of the invention to a mammal in need of such treatment. For example, a component of NF-1 is a benign proliferative disorder.

The instant compounds may also be useful in the treatment of certain viral infections, in particular in the treatment of hepatitis delta and related viruses (J.S. Glenn et al. *Science*, 256:1331-1333 (1992)).

The compounds of the instant invention are also useful in the prevention of restenosis after percutaneous transluminal coronary angioplasty by inhibiting neointimal formation (C. Indolfi et al. *Nature medicine*, 1:541-545(1995)).

The instant compounds may also be useful in the treatment and prevention of polycystic kidney disease (D.L. Schaffner et al.

- 70 -

American Journal of Pathology, 142:1051-1060 (1993) and B. Cowley, Jr. et al. *FASEB Journal*, 2:A3160 (1988)).

The instant compounds may also be useful for the treatment of fungal infections.

5 The compounds of this invention may be administered to mammals, preferably humans, either alone or, preferably, in combination with pharmaceutically acceptable carriers or diluents, optionally with known adjuvants, such as alum, in a pharmaceutical composition, according to standard pharmaceutical practice. The
10 compounds can be administered orally or parenterally, including the intravenous, intramuscular, intraperitoneal, subcutaneous, rectal and topical routes of administration.

 For oral use of a chemotherapeutic compound according to this invention, the selected compound may be administered, for
15 example, in the form of tablets or capsules, or as an aqueous solution or suspension. In the case of tablets for oral use, carriers which are commonly used include lactose and corn starch, and lubricating agents, such as magnesium stearate, are commonly added. For oral
 administration in capsule form, useful diluents include lactose and dried
20 corn starch. When aqueous suspensions are required for oral use, the active ingredient is combined with emulsifying and suspending agents. If desired, certain sweetening and/or flavoring agents may be added. For intramuscular, intraperitoneal, subcutaneous and intravenous use, sterile solutions of the active ingredient are usually prepared, and the pH
25 of the solutions should be suitably adjusted and buffered. For intravenous use, the total concentration of solutes should be controlled in order to render the preparation isotonic.

 The compounds of the instant invention may also be co-administered with other well known therapeutic agents that are selected
30 for their particular usefulness against the condition that is being treated. For example, the instant compounds may be useful in combination with known anti-cancer and cytotoxic agents. Similarly, the instant compounds may be useful in combination with agents that are effective in the treatment and prevention of NF-1, restinosis, polycystic kidney

- 71 -

disease, infections of hepatitis delta and related viruses and fungal infections.

If formulated as a fixed dose, such combination products employ the compounds of this invention within the dosage range
5 described below and the other pharmaceutically active agent(s) within its approved dosage range. Compounds of the instant invention may alternatively be used sequentially with known pharmaceutically acceptable agent(s) when a combination formulation is inappropriate.

The present invention also encompasses a pharmaceutical
10 composition useful in the treatment of cancer, comprising the administration of a therapeutically effective amount of the compounds of this invention, with or without pharmaceutically acceptable carriers or diluents. Suitable compositions of this invention include aqueous
15 solutions comprising compounds of this invention and pharmacologically acceptable carriers, e.g., saline, at a pH level, e.g., 7.4. The solutions may be introduced into a patient's blood-stream by local bolus injection.

When a compound according to this invention is administered into a human subject, the daily dosage will normally be
20 determined by the prescribing physician with the dosage generally varying according to the age, weight, and response of the individual patient, as well as the severity of the patient's symptoms.

In one exemplary application, a suitable amount of compound is administered to a mammal undergoing treatment for
25 cancer. Administration occurs in an amount between about 0.1 mg/kg of body weight to about 60 mg/kg of body weight per day, preferably of between 0.5 mg/kg of body weight to about 40 mg/kg of body weight per day.

The compounds of the instant invention are also useful
30 as a component in an assay to rapidly determine the presence and quantity of farnesyl-protein transferase (FPTase) in a composition. Thus the composition to be tested may be divided and the two portions contacted with mixtures which comprise a known substrate of FPTase (for example a tetrapeptide having a cysteine at the amine

- 72 -

terminus) and farnesyl pyrophosphate and, in one of the mixtures, a compound of the instant invention. After the assay mixtures are incubated for an sufficient period of time, well known in the art, to allow the FPTase to farnesylate the substrate, the chemical content of the assay mixtures may be determined by well known
5 immunological, radiochemical or chromatographic techniques. Because the compounds of the instant invention are selective inhibitors of FPTase, absence or quantitative reduction of the amount of substrate in the assay mixture without the compound of the instant
10 invention relative to the presence of the unchanged substrate in the assay containing the instant compound is indicative of the presence of FPTase in the composition to be tested.

It would be readily apparent to one of ordinary skill in the art that such an assay as described above would be useful in identifying
15 tissue samples which contain farnesyl-protein transferase and quantitating the enzyme. Thus, potent inhibitor compounds of the instant invention may be used in an active site titration assay to determine the quantity of enzyme in the sample. A series of samples composed of aliquots of a tissue extract containing an unknown amount
20 of farnesyl-protein transferase, an excess amount of a known substrate of FPTase (for example a tetrapeptide having a cysteine at the amine terminus) and farnesyl pyrophosphate are incubated for an appropriate period of time in the presence of varying concentrations of a compound of the instant invention. The concentration of a sufficiently potent
25 inhibitor (i.e., one that has a K_i substantially smaller than the concentration of enzyme in the assay vessel) required to inhibit the enzymatic activity of the sample by 50% is approximately equal to half of the concentration of the enzyme in that particular sample.

30

EXAMPLES

Examples provided are intended to assist in a further understanding of the invention. Particular materials employed, species

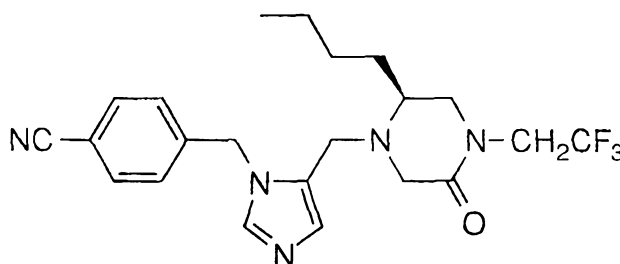
- 73 -

and conditions are intended to be further illustrative of the invention and not limitative of the reasonable scope thereof.

EXAMPLE 1

5

2(S)-*n*-Butyl-1-[1-(4-cyanobenzyl)-5-imidazolylmethyl]-4-(2,2,2-trifluoroethyl)piperazin-5-one dihydrochloride



10

L-786,017

Step A: N-Methoxy-N-methyl 2(S)-(*tert*-butoxycarbonylamino)-hexanamide

15

2(S)-Butoxycarbonylamino hexanoic acid (24.6 g, 0.106 mol), N,O-dimethylhydroxylamine hydrochloride (15.5 g, 0.15 mol), EDC hydrochloride (22.3 g, 0.117 mol) and HOBT (14.3 g, 0.106 mol) were stirred in dry, degassed DMF (300 mL) at 20°C under nitrogen. N-Methylmorpholine was added to obtain pH 7. The reaction was stirred overnight, the DMF distilled under high vacuum, and the residue partitioned between ethyl acetate and 2% potassium hydrogen sulfate. The organic phase was washed with saturated sodium bicarbonate, water, and saturated brine, and dried with magnesium sulfate. The solvent was removed in vacuo to give the title compound.

25

Step B: 2(S)-(*tert*-Butoxycarbonylamino)hexanal

30

A mechanically stirred suspension of lithium aluminum hydride (5.00 g, 0.131 mol) in ether (250 mL) was cooled to -45°C under nitrogen. A solution of the product from Step A (28.3 g, 0.103 mol) in ether (125 mL) was added, maintaining the temperature below

- 74 -

-35°C. When the addition was complete, the reaction was warmed to 5°C, then recooled to -45°C. A solution of potassium hydrogen sulfate (27.3 g, 0.200 mol) in water was slowly added, maintaining the temperature below -5°C. After quenching, the reaction was stirred at room temperature for 1h. The mixture was filtered through Celite, the ether evaporated, and the remainder partitioned between ethyl acetate and 2% potassium hydrogen sulfate. After washing with saturated brine, drying over magnesium sulfate and solvent removal, the title compound was obtained.

10

Step C: N-(2,2,2,-Trifluoroethyl)-2(S)-(tert-butoxycarbonylamino)-hexanamine

2,2,2-Trifluoroethylamine hydrochloride (0.407 g, 3.0 mmol) was dissolved in dichloroethane under nitrogen. N-Methyl morpholine (0.330 mL, 3.0 mmol) was added to obtain pH 5-6, and sodium triacetoxyborohydride (0.795 g, 3.75 mmol) was added. A solution of the product from Step B (0.573 g, 2.5 mmol) in dichloroethane (80 mL) was added slowly dropwise at 20°C. The reaction was stirred overnight, then quenched with saturated sodium bicarbonate solution. The aqueous layer was removed, the organic phase washed with saturated brine and dried over magnesium sulfate. The title compound was obtained as an oil.

15

20

Step D: 1-tert-Butoxycarbonyl-2(S)-n-butyl-4-(2,2,2-trifluoroethyl)piperazin-5-one

25

A solution of the product from Step C (0.590 g, 1.98 mmol) in ethyl acetate (30 mL) was vigorously stirred at 0°C with saturated sodium bicarbonate (30 mL). Chloroacetyl chloride (0.315 mL, 3.96 mmol) was added, and the reaction stirred at 0°C for 1 h. The layers were separated, and the ethyl acetate phase was washed with saturated brine, and dried over magnesium sulfate. The crude product was dissolved in DMF (15 mL) and cooled to 0°C under nitrogen. Cesium carbonate (1.67 g, 5.12 mmol) was added and the reaction stirred 1 h at 0°C, then at room temperature overnight. The reaction

30

- 75 -

was quenched with ammonium chloride, and partitioned between ethyl acetate and water. The organic phase was washed with water, saturated brine, and dried over magnesium sulfate. The title compound was obtained as a colorless oil.

5

Step E: 1-Triphenylmethyl-4-(hydroxymethyl)imidazole

To a solution of 4-(hydroxymethyl)imidazole hydrochloride (35.0 g, 260 mmol) in 250 mL of dry DMF at room temperature was added triethylamine (90.6 mL, 650 mmol). A white solid precipitated from the solution. Chlorotriphenylmethane (76.1 g, 273 mmol) in 500 mL of DMF was added dropwise. The reaction mixture was stirred for 20 hours, poured over ice, filtered, and washed with ice water. The resulting product was slurried with cold dioxane, filtered, and dried *in vacuo* to provide the titled product as a white solid which was sufficiently pure for use in the next step.

15

Step F: 1-Triphenylmethyl-4-(acetoxymethyl)-imidazole

Alcohol from Step E (260 mmol, prepared above) was suspended in 500 mL of pyridine. Acetic anhydride (74 mL, 780 mmol) was added dropwise, and the reaction was stirred for 48 hours during which it became homogeneous. The solution was poured into 2 L of EtOAc, washed with water (3 x 1 L), 5% aq. HCl soln. (2 x 1 L), sat. aq. NaHCO₃, and brine, then dried (Na₂SO₄), filtered, and concentrated *in vacuo* to provide the crude product. The acetate was isolated as a white powder which was sufficiently pure for use in the next reaction.

20

25

Step G: 1-(4-Cyanobenzyl)-5-(acetoxymethyl)-imidazole hydrobromide

A solution of the product from Step F (85.8 g, 225 mmol) and α -bromo-*p*-tolunitrile (50.1 g, 232 mmol) in 500 mL of EtOAc was stirred at 60 °C for 20 hours, during which a pale yellow precipitate formed. The reaction was cooled to room temperature and filtered to provide the solid imidazolium bromide salt. The filtrate was

30

- 76 -

concentrated *in vacuo* to a volume 200 mL, reheated at 60 °C for two hours, cooled to room temperature, and filtered again. The filtrate was concentrated *in vacuo* to a volume 100 mL, reheated at 60 °C for another two hours, cooled to room temperature, and concentrated *in vacuo* to provide a pale yellow solid. All of the solid material was combined, dissolved in 500 mL of methanol, and warmed to 60 °C. After two hours, the solution was reconcentrated *in vacuo* to provide a white solid which was triturated with hexane to remove soluble materials. Removal of residual solvents *in vacuo* provided the titled product hydrobromide as a white solid which was used in the next step without further purification.

Step H: 1-(4-Cyanobenzyl)-5-(hydroxymethyl)-imidazole

To a solution of the acetate from Step G (50.4 g, 150 mmol) in 1.5 L of 3:1 THF/water at 0 °C was added lithium hydroxide monohydrate (18.9 g, 450 mmol). After one hour, the reaction was concentrated *in vacuo*, diluted with EtOAc (3 L), and washed with water, sat. aq. NaHCO₃ and brine. The solution was then dried (Na₂SO₄), filtered, and concentrated *in vacuo* to provide the crude product as a pale yellow fluffy solid which was sufficiently pure for use in the next step without further purification.

Step I: 1-(4-Cyanobenzyl)-5-imidazolecarboxaldehyde

To a solution of the alcohol from Step H (21.5 g, 101 mmol) in 500 mL of DMSO at room temperature was added triethylamine (56 mL, 402 mmol), then SO₃-pyridine complex (40.5 g, 254 mmol). After 45 minutes, the reaction was poured into 2.5 L of EtOAc, washed with water (4 x 1 L) and brine, dried (Na₂SO₄), filtered, and concentrated *in vacuo* to provide the aldehyde as a white powder which was sufficiently pure for use in the next step without further purification.

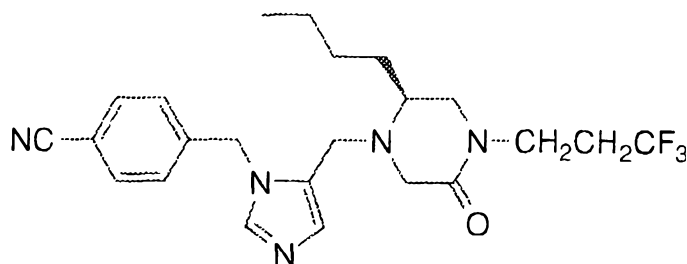
Step J: 2(S)-n-Butyl-1-[1-(4-cyanobenzyl)-5-imidazolylmethyl]-4-(2,2,2-trifluoroethyl)-piperazin-5-one dihydrochloride

- 77 -

A solution of the product from Step D (0.578 g, 1.71 mmol) was stirred in 30% trifluoroacetic acid in methylene chloride for 1 h. The volatiles were removed *in vacuo*, and the residue dissolved in dichloroethane (5 mL). The pH was adjusted to 5-6 with N-methylmorpholine. Sodium triacetoxyborohydride (0.544 g, 2.57 mmol) and 1-(4-cyanobenzyl)imidazolyl-5-carboxaldehyde from Step I (0.361 g, 1.71 mmol) was added. The reaction was stirred overnight at 20°C then poured into saturated sodium bicarbonate solution. The organic phase was washed with saturated brine and dried over magnesium sulfate. The crude product was purified by preparative HPLC on a 40 X 100 mm Waters PrepPak® reverse phase HPLC column (Delta-Pak™ C18 15 μm, 100 Å) using a gradient elution of 25% (0.1% TFA in acetonitrile), 75% (0.1% TFA in water) progressing to 45% (0.1% TFA in acetonitrile), 55% (0.1% TFA in water) over 50 min. Pure fractions were combined, concentrated, and the residue partitioned between ethyl acetate and saturated sodium bicarbonate solution. The organic layer was dried over magnesium sulfate. The purified product was converted to the hydrochloride salt with HCl in dichloromethane. The title compound was obtained as a white solid. FAB ms (m+1) 434. Anal. Calc. for C₂₂H₂₆F₃N₅O · 2.0 HCl: C, 52.18; H, 5.57; N, 13.83. Found: C, 52.41; H, 5.60; N, 13.65.

EXAMPLE 2

25 2(S)-n-Butyl-1-[1-(4-cyanobenzyl)-5-imidazolylmethyl]-4-[1-(3,3,3-trifluoropropyl)]-piperazin-5-one dihydrochloride



- 78 -

Step A: N-1-(3,3,3-Trifluoropropyl)-2(S)-(tert-butoxycarbonylamino)-hexanamine

The title compound is prepared according to the procedure described in Example 1, Step C, except using 1-(3,3,3-trifluoropropyl)amine hydrochloride in place of 2,2,2-trifluoroethylamine hydrochloride.

Step B: 1-tert-Butoxycarbonyl-2(S)-n-butyl-4-[1-(3,3,3-trifluoropropyl)]piperazin-5-one

The title compound is prepared according to the procedure described in Example 1, Step D, except using N-1-(3,3,3-trifluoropropyl)-2(S)-(tert-butoxycarbonylamino)hexanamine in place of N-(2,2,2,-trifluoroethyl)-2(S)-(tert-butoxycarbonylamino)hexanamine.

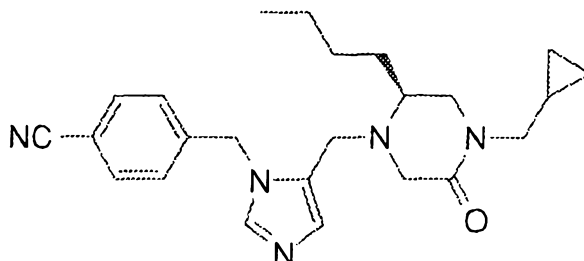
Step C: 2(S)-n-Butyl-1-[1-(4-cyanobenzyl)-5-imidazolylmethyl]-4-[1-(3,3,3-trifluoropropyl)]piperazin-5-one dihydrochloride

The title compound is prepared according to the procedure described in Example 1, Step J, except using 1-tert-butoxycarbonyl-2(S)-n-butyl-4-[1-(3,3,3-trifluoropropyl)]piperazin-5-one in place of 1-tert-butoxycarbonyl-2(S)-n-butyl-4-(2,2,2-trifluoroethyl)piperazin-5-one. The purified product is converted to the hydrochloride salt with HCl in dichloromethane.

25

EXAMPLE 3

2(S)-n-Butyl-1-[1-(4-cyanobenzyl)-5-imidazolylmethyl]-4-(cyclopropylmethyl)piperazin-5-one dihydrochloride



30

- 79 -

Step A: N-(Cyclopropylmethyl)-2(S)-(tert-butoxycarbonylamino)-
hexanamine

5 The title compound is prepared according to the procedure
described in Example 1, Step C, except using cyclopropylmethylamine
hydrochloride in place of 2,2,2-trifluoroethylamine hydrochloride.

Step B: 1-tert-Butoxycarbonyl-2(S)-n-butyl-4-
(cyclopropylmethyl)piperazin-5-one

10 The title compound is prepared according to the procedure
described in Example 1, Step D, except using N-(cyclopropylmethyl)-
2(S)-(tert-butoxycarbonylamino)hexanamine in place of N-(2,2,2-
trifluoroethyl)-2(S)-(tert-butoxycarbonylamino)hexanamine.

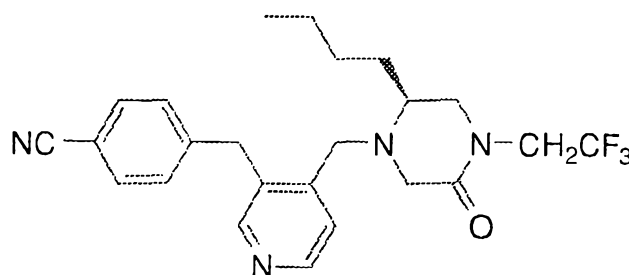
15 Step C: 2(S)-n-Butyl-1-[1-(4-cyanobenzyl)-5-imidazolylmethyl]-4-
(cyclopropylmethyl)piperazin-5-one dihydrochloride

 The title compound is prepared according to the procedure
described in Example 1, Step J, except using 1-tert-butoxycarbonyl-
2(S)-n-butyl-4-(cyclopropylmethyl)piperazin-5-one in place of 1-tert-
20 butoxycarbonyl-2(S)-n-butyl-4-(2,2,2-trifluoroethyl)piperazin-5-one to
obtain the title compound. The purified product is converted to the
dihydrochloride salt with HCl in dichloromethane.

EXAMPLE 4

25

2(S)-n-Butyl-1-[3-(4-cyanobenzyl)pyridin-4-yl]-4-(2,2,2-
trifluoroethyl)piperazin-5-one dihydrochloride



30

- 80 -

Step A: 3-(4-Cyanobenzyl)pyridin-4-carboxylic acid methyl ester

A solution of 4-cyanobenzyl bromide (0.625 g, 3.27 mmol) in dry THF (4 mL) was added slowly over ~3 min to a suspension of
5 activated zinc (dust; 0.250 g) in dry THF (2 mL) at 0°C under an argon atmosphere. The ice-bath was removed and the slurry was stirred at room temperature for a further 30 min. Then 3-bromopyridin-4-carboxylic acid methyl ester (0.540 g, 2.5 mmol) followed by dichlorobis(triphenylphosphine)nickel (II) (50 mg). The resultant
10 reddish-brown mixture was stirred for 3 h at ~40-45°C. The mixture was cooled and distributed between ethyl acetate (100 ml) and 5% aqueous citric acid (50 mL). The organic layer was washed with water (2X50 mL), dried with Na₂SO₄. After evaporation of the solvent the residue was purified on silica gel, eluting with 35% ethyl acetate in
15 hexane to give 0.420 g as a clear gum. FAB ms (M+1) 253.

Step B: 3-(4-Cyanobenzyl)-4-(hydroxymethyl)pyridine

The title compound was obtained by sodium borohydride (300 mg) reduction of the ester from Step A (0.415 g) in methanol (5
20 mL) at room temperature. After stirring for 4 h the solution was evaporated and the product was purified on silica gel, eluting with 2% methanol in chloroform to give the title compound. FAB ms (M+1) 225.

25 Step C: 3-(4-Cyanobenzyl)-4-pyridinal

The title compound was obtained by activated manganese dioxide (1.0 g) oxidation of the alcohol from Step B (0.240 g, 1.07 mmol) in dioxane (10 mL) at reflux for 30 min. Filtration and evaporation of the solvent provided title compound, mp 80-83°C.

30

Step D: 3(S)-n-Butyl-1-[3-(4-cyanobenzyl)pyridin-4-yl]-4-(2,2,2-trifluoroethyl)piperazin-5-one dihydrochloride

The title compound is prepared according to the procedure described in Example 1. Step J, except using 3-(4-cyanobenzyl)-4-

- 81 -

pyridinal from Step C in place of 1-(4-cyanobenzyl)imidazolyl-5-carboxaldehyde. The purified product is converted to the dihydrochloride salt with HCl in dichloromethane.

5

EXAMPLE 5

In vitro inhibition of ras farnesyl transferase

Assays of farnesyl-protein transferase. Partially purified bovine FPTase and Ras peptides (Ras-CVLS, Ras-CVIM and Ras-CAIL) were prepared as described by Schaber *et al.*, J. Biol. Chem. 265:14701-14704 (1990), Pompliano, *et al.*, Biochemistry 31:3800 (1992) and Gibbs *et al.*, PNAS U.S.A. 86:6630-6634 (1989), respectively. Bovine FPTase was assayed in a volume of 100 μ l containing 100 mM *N*-(2-hydroxy ethyl) piperazine-*N'*-(2-ethane sulfonic acid) (HEPES), pH 7.4, 5 mM MgCl₂, 5 mM dithiothreitol (DTT), 100 mM [³H]-farnesyl diphosphate ([³H]-FPP; 740 CBq/mmol, New England Nuclear), 650 nM Ras-CVLS and 10 μ g/ml FPTase at 31°C for 60 min. Reactions were initiated with FPTase and stopped with 1 ml of 1.0 M HCL in ethanol. Precipitates were collected onto filter-mats using a TomTec Mach II cell harvester, washed with 100% ethanol, dried and counted in an LKB β -plate counter. The assay was linear with respect to both substrates, FPTase levels and time; less than 10% of the [³H]-FPP was utilized during the reaction period. Purified compounds were dissolved in 100% dimethyl sulfoxide (DMSO) and were diluted 20-fold into the assay. Percentage inhibition is measured by the amount of incorporation of radioactivity in the presence of the test compound when compared to the amount of incorporation in the absence of the test compound.

Human FPTase was prepared as described by Omer *et al.*, Biochemistry 32:5167-5176 (1993). Human FPTase activity was assayed as described above with the exception that 0.1% (w/v) polyethylene glycol 20,000, 10 μ M ZnCl₂ and 100 nM Ras-CVIM were added to the reaction mixture. Reactions were performed for 30 min.,

- 82 -

stopped with 100 μ l of 30% (v/v) trichloroacetic acid (TCA) in ethanol and processed as described above for the bovine enzyme.

The compounds of the instant invention described in the above Examples and in the Tables hereinafter were tested for inhibitory activity against human FPTase by the assay described above and were found to have IC₅₀ of ≤ 50 μ M.

EXAMPLE 6

10 *In vivo* ras farnesylation assay

The cell line used in this assay is a v-ras line derived from either Rat1 or NIH3T3 cells, which expressed viral Ha-ras p21. The assay is performed essentially as described in DeClue, J.E. et al., Cancer Research 51:712-717, (1991). Cells in 10 cm dishes at 50-75% confluency are treated with the test compound (final concentration of solvent, methanol or dimethyl sulfoxide, is 0.1%). After 4 hours at 37°C, the cells are labelled in 3 ml methionine-free DMEM supplemented with 10% regular DMEM, 2% fetal bovine serum and 400 mCi[³⁵S]methionine (1000 Ci/mmol). After an additional 20 hours, the cells are lysed in 1 ml lysis buffer (1% NP40/20 mM HEPES, pH 7.5/5 mM MgCl₂/1mM DTT/10 mg/ml aprotinen/2 mg/ml leupeptin/2 mg/ml antipain/0.5 mM PMSF) and the lysates cleared by centrifugation at 100,000 x g for 45 min. Aliquots of lysates containing equal numbers of acid-precipitable counts are brought to 1 ml with IP buffer (lysis buffer lacking DTT) and immunoprecipitated with the ras-specific monoclonal antibody Y13-259 (Furth, M.E. et al., J. Virol. 43:294-304, (1982)). Following a 2 hour antibody incubation at 4°C, 200 μ l of a 25% suspension of protein A-Sepharose coated with rabbit anti rat IgG is added for 45 min. The immunoprecipitates are washed four times with IP buffer (20 mM HEPES, pH 7.5/1 mM EDTA/1% Triton X-100.0.5% deoxycholate/0.1%/SDS/0.1 M NaCl) boiled in SDS-PAGE sample buffer and loaded on 13% acrylamide gels. When the dye front reached the bottom, the gel is fixed, soaked in Enlightening, dried and autoradiographed. The intensities of the bands corresponding to

- 83 -

farnesylated and nonfarnesylated ras proteins are compared to determine the percent inhibition of farnesyl transfer to protein.

EXAMPLE 7

5

In vivo growth inhibition assay

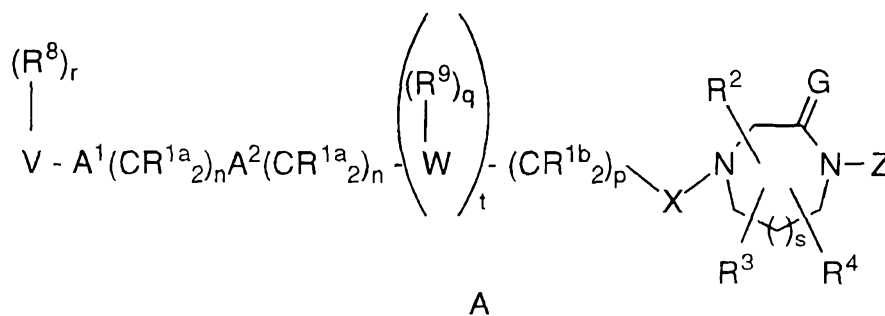
To determine the biological consequences of FPTase inhibition, the effect of the compounds of the instant invention on the anchorage-independent growth of Rat1 cells transformed with either a
10 *v-ras*, *v-raf*, or *v-mos* oncogene is tested. Cells transformed by *v-Raf* and *v-Mos* maybe included in the analysis to evaluate the specificity of instant compounds for Ras-induced cell transformation.

Rat 1 cells transformed with either *v-ras*, *v-raf*, or *v-mos* are seeded at a density of 1×10^4 cells per plate (35 mm in diameter) in
15 a 0.3% top agarose layer in medium A (Dulbecco's modified Eagle's medium supplemented with 10% fetal bovine serum) over a bottom agarose layer (0.6%). Both layers contain 0.1% methanol or an appropriate concentration of the instant compound (dissolved in methanol at 1000 times the final concentration used in the assay). The
20 cells are fed twice weekly with 0.5 ml of medium A containing 0.1% methanol or the concentration of the instant compound. Photomicrographs are taken 16 days after the cultures are seeded and comparisons are made.

25

WHAT IS CLAIMED IS:

1. A compound which inhibits farnesyl-protein transferase of the formula A:



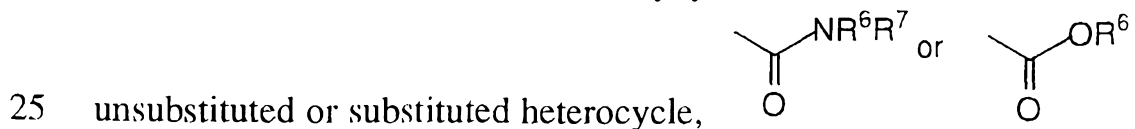
5

wherein:

R^{1a} and R^{1b} are independently selected from:

- a) hydrogen,
- 10 b) aryl, heterocycle, C₃-C₁₀ cycloalkyl, C₂-C₆ alkenyl, C₂-C₆ alkynyl, R¹⁰O-, R¹¹S(O)_m-, R¹⁰C(O)NR¹⁰-, CN(R¹⁰)₂NC(O)-, R¹⁰₂N-C(NR¹⁰)-, CN, NO₂, R¹⁰C(O)-, N₃, -N(R¹⁰)₂, or R¹¹OC(O)NR¹⁰-,
- 15 c) unsubstituted or substituted C₁-C₆ alkyl wherein the substituent on the substituted C₁-C₆ alkyl is selected from unsubstituted or substituted aryl, heterocyclic, C₃-C₁₀ cycloalkyl, C₂-C₆ alkenyl, C₂-C₆ alkynyl, R¹⁰O-, R¹¹S(O)_m-, R¹⁰C(O)NR¹⁰-, (R¹⁰)₂NC(O)-, R¹⁰₂N-C(NR¹⁰)-, CN, R¹⁰C(O)-, N₃, -N(R¹⁰)₂, and R¹¹OC(O)-NR¹⁰-;
- 20

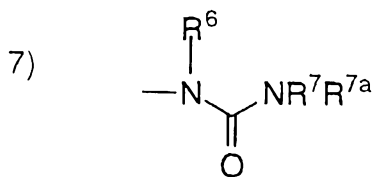
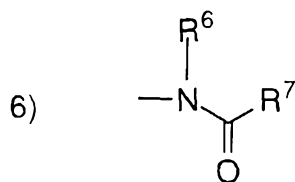
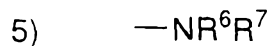
R² and R³ are independently selected from: H; unsubstituted or substituted C₁-8 alkyl, unsubstituted or substituted C₂-8 alkenyl, unsubstituted or substituted C₂-8 alkynyl, unsubstituted or substituted aryl,



- 85 -

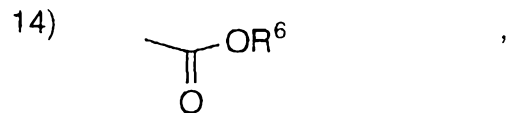
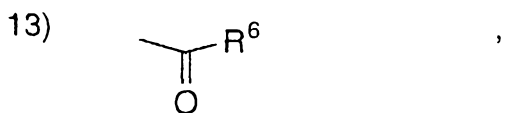
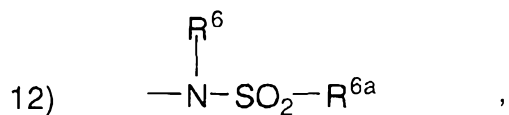
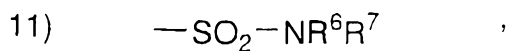
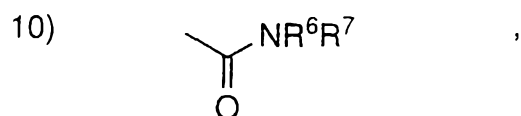
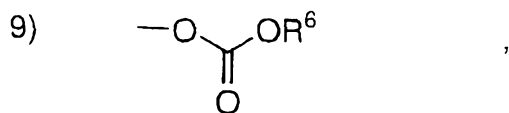
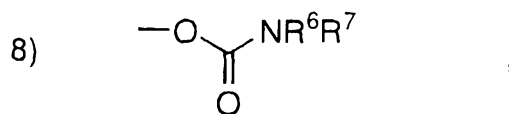
wherein the substituted group is substituted with one or more of:

- 1) aryl or heterocycle, unsubstituted or substituted with:
 - a) C₁-4 alkyl,
 - b) (CH₂)_pOR⁶,
 - c) (CH₂)_pNR⁶R⁷,
 - d) halogen,
 - e) CN,
 - f) aryl or heteroaryl,
 - g) perfluoro-C₁-4 alkyl,
 - h) SR^{6a}, S(O)R^{6a}, SO₂R^{6a},
- 2) C₃-6 cycloalkyl,
- 3) OR⁶,
- 4) SR^{6a}, S(O)R^{6a}, or SO₂R^{6a},



15

- 86 -



5 R^2 and R^3 are attached to the same C atom and are combined to form $(\text{CH}_2)_u$ - wherein one of the carbon atoms is optionally replaced by a moiety selected from: O, S(O)_m , —NC(O)— , and $\text{—N(COR}^{10})\text{—}$;

R^4 is selected from H and CH_3 ;

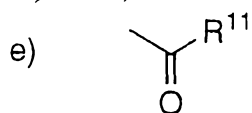
10

and any two of R^2 , R^3 and R^4 are optionally attached to the same carbon atom;

- 87 -

R⁶, R⁷ and R^{7a} are independently selected from: H; C₁₋₄ alkyl, C₃₋₆ cycloalkyl, heterocycle, aryl, aroyl, heteroaroyl, arylsulfonyl, heteroarylsulfonyl, unsubstituted or substituted with:

- 5 a) C₁₋₄ alkoxy,
 b) aryl or heterocycle,
 c) halogen,
 d) HO,

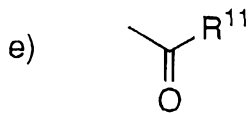


- 10 f) $-\text{SO}_2\text{R}^{11}$, or
 g) N(R¹⁰)₂; or

R⁶ and R⁷ may be joined in a ring;
 R⁷ and R^{7a} may be joined in a ring;

15 R^{6a} is selected from: C₁₋₄ alkyl, C₃₋₆ cycloalkyl, heterocycle, aryl, unsubstituted or substituted with:

- 20 a) C₁₋₄ alkoxy,
 b) aryl or heterocycle,
 c) halogen,
 d) HO,



- f) $-\text{SO}_2\text{R}^{11}$, or
 g) N(R¹⁰)₂;

R⁸ is independently selected from:

- 25 a) hydrogen,
 b) aryl, heterocycle, C_{3-C10} cycloalkyl, C_{2-C6} alkenyl, C_{2-C6} alkynyl, perfluoroalkyl, F, Cl, Br, R¹⁰O-, R¹¹S(O)_m-,

- 88 -

$R^{10}C(O)NR^{10}$ -, $(R^{10})_2NC(O)$ -, $R^{10}_2N-C(NR^{10})$ -, CN, NO₂, $R^{10}C(O)$ -, N₃, -N(R¹⁰)₂, or $R^{11}OC(O)NR^{10}$ -, and

- c) C₁-C₆ alkyl unsubstituted or substituted by aryl, cyanophenyl, heterocycle, C₃-C₁₀ cycloalkyl, C₂-C₆ alkenyl, C₂-C₆ alkynyl, perfluoroalkyl, F, Cl, Br, $R^{10}O$ -, $R^{11}S(O)_m$ -, $R^{10}C(O)NH$ -, $(R^{10})_2NC(O)$ -, $R^{10}_2N-C(NR^{10})$ -, CN, $R^{10}C(O)$ -, N₃, -N(R¹⁰)₂, or $R^{10}OC(O)NH$ -;

10 R^9 is selected from:

- a) hydrogen,
 b) alkenyl, alkynyl, perfluoroalkyl, F, Cl, Br, $R^{10}O$ -, $R^{11}S(O)_m$ -, $R^{10}C(O)NR^{10}$ -, $(R^{10})_2NC(O)$ -, $R^{10}_2N-C(NR^{10})$ -, CN, NO₂, $R^{10}C(O)$ -, N₃, -N(R¹⁰)₂, or $R^{11}OC(O)NR^{10}$ -, and
 15 c) C₁-C₆ alkyl unsubstituted or substituted by perfluoroalkyl, F, Cl, Br, $R^{10}O$ -, $R^{11}S(O)_m$ -, $R^{10}C(O)NR^{10}$ -, $(R^{10})_2NC(O)$ -, $R^{10}_2N-C(NR^{10})$ -, CN, $R^{10}C(O)$ -, N₃, -N(R¹⁰)₂, or $R^{11}OC(O)NR^{10}$ -;

20

R^{10} is independently selected from hydrogen, C₁-C₆ alkyl, benzyl and aryl;

R^{11} is independently selected from C₁-C₆ alkyl and aryl;

25

A^1 and A^2 are independently selected from: a bond, -CH=CH-, -C≡C-, -C(O)-, -C(O)NR¹⁰-, -NR¹⁰C(O)-, O, -N(R¹⁰)-, -S(O)₂N(R¹⁰)-, -N(R¹⁰)S(O)₂-, or S(O)_m;

30

G is H₂ or O;

V is selected from:

- a) hydrogen,
 b) heterocycle,

- 89 -

- c) aryl,
 d) C₁-C₂₀ alkyl wherein from 0 to 4 carbon atoms are replaced with a heteroatom selected from O, S, and N, and
 5 e) C₂-C₂₀ alkenyl,
 provided that V is not hydrogen if A¹ is S(O)_m and V is not hydrogen if A¹ is a bond, n is 0 and A² is S(O)_m;

W is a heterocycle;

10

X is -CH₂-, -C(=O)-, or -S(=O)_m-;

Z is unsubstituted C₁-C₆ alkyl, substituted C₁-C₆ alkyl, unsubstituted C₃-C₆ cycloalkyl or substituted C₃-C₆ cycloalkyl, wherein the substituted C₁-C₆ alkyl and substituted C₃-C₆ cycloalkyl is substituted with one or two
 15 of the following:

- a) C₁-4 alkoxy,
 b) NR⁶R⁷,
 20 c) C₃-6 cycloalkyl,
 d) -NR⁶C(O)R⁷,
 e) HO,
 f) -S(O)_mR^{6a},
 g) halogen, or
 25 h) perfluoroalkyl;

m is 0, 1 or 2;
 n is 0, 1, 2, 3 or 4;
 p is 0, 1, 2, 3 or 4;
 30 q is 1 or 2;
 r is 0 to 5, provided that r is 0 when V is hydrogen;
 s is 0 or 1;
 t is 0 or 1; and
 u is 4 or 5;

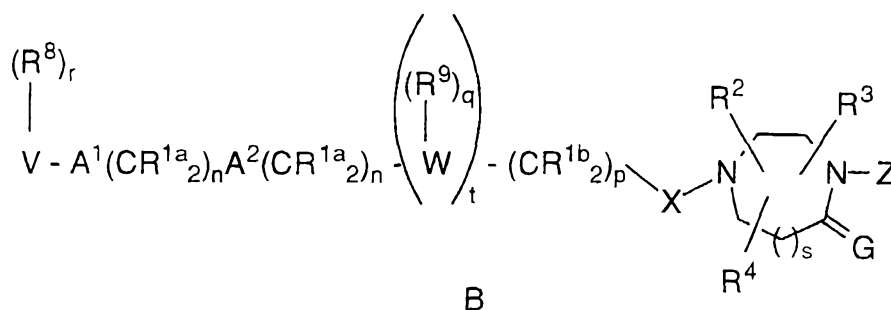
- 90 -

provided that when G is H₂ and W is imidazolyl, then the substituent (R⁸)_r- V - A¹(CR^{1a}₂)_nA²(CR^{1a}₂)_n - is not H and

- 5 provided that when X is -C(=O)-, or -S(=O)_m-, then t is 1 and the substituent (R⁸)_r- V - A¹(CR^{1a}₂)_nA²(CR^{1a}₂)_n - is not H;

or a pharmaceutically acceptable salt thereof.

- 10 2. A compound which inhibits farnesyl-protein transferase of the formula B:



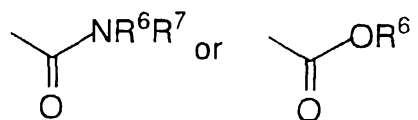
wherein:

- 15 R^{1a} and R^{1b} are independently selected from:
- a) hydrogen,
 - b) aryl, heterocycle, C₃-C₁₀ cycloalkyl, C₂-C₆ alkenyl, C₂-C₆ alkynyl, R¹⁰O-, R¹¹S(O)_m-, R¹⁰C(O)NR¹⁰-, (R¹⁰)₂NC(O)-, R¹⁰₂N-C(NR¹⁰)-, CN, NO₂, R¹⁰C(O)-, N₃, -N(R¹⁰)₂, or R¹¹OC(O)NR¹⁰-,
 - 20 c) unsubstituted or substituted C₁-C₆ alkyl wherein the substituent on the substituted C₁-C₆ alkyl is selected from unsubstituted or substituted aryl, heterocyclic, C₃-C₁₀ cycloalkyl, C₂-C₆ alkenyl, C₂-C₆ alkynyl, R¹⁰O-,
 - 25 R¹¹S(O)_m-, R¹⁰C(O)NR¹⁰-, (R¹⁰)₂NC(O)-, R¹⁰₂N-C(NR¹⁰)-, CN, R¹⁰C(O)-, N₃, -N(R¹⁰)₂, and R¹¹OC(O)NR¹⁰-;

- 91 -

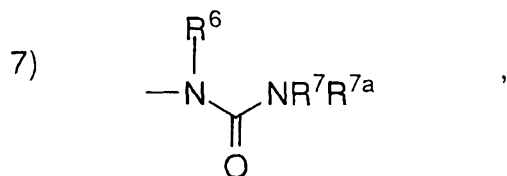
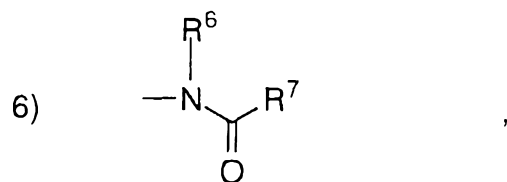
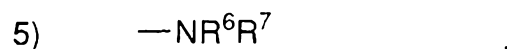
R^2 and R^3 are independently selected from: H; unsubstituted or substituted C₁₋₈ alkyl, unsubstituted or substituted C₂₋₈ alkenyl, unsubstituted or substituted C₂₋₈ alkynyl, unsubstituted or substituted aryl,

unsubstituted or substituted heterocycle,

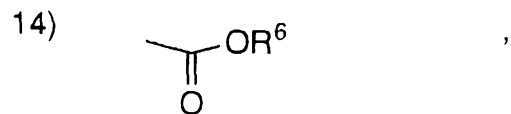
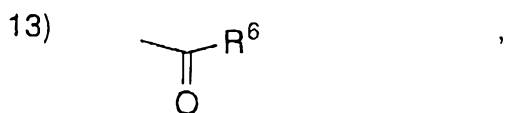
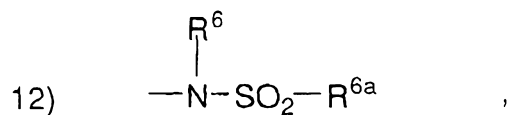
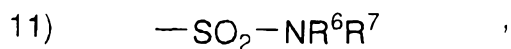
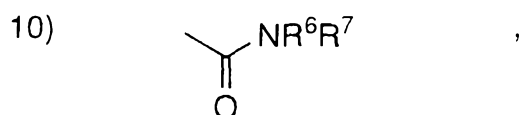
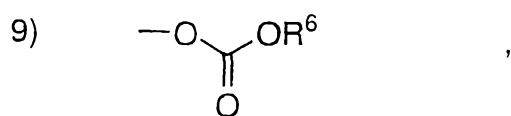
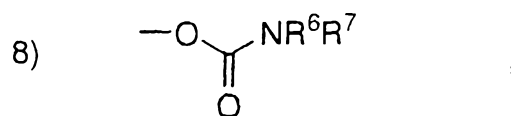


5 wherein the substituted group is substituted with one or more of:

- 1) aryl or heterocycle, unsubstituted or substituted with:
 - a) C₁₋₄ alkyl,
 - b) (CH₂)_pOR⁶,
 - c) (CH₂)_pNR⁶R⁷,
 - 10 d) halogen,
 - e) CN,
 - f) aryl or heteroaryl,
 - g) perfluoro-C₁₋₄ alkyl,
 - h) SR^{6a}, S(O)R^{6a}, SO₂R^{6a},
 - 15 2) C₃₋₆ cycloalkyl,
 - 3) OR⁶,
 - 4) SR^{6a}, S(O)R^{6a}, or SO₂R^{6a},



- 92 -



5 R^2 and R^3 are attached to the same C atom and are combined to form $(\text{CH}_2)_u$ - wherein one of the carbon atoms is optionally replaced by a moiety selected from: O, S(O)_m , —NC(O)— , and $\text{—N(COR}^{10})\text{—}$;

R^4 is selected from H and CH_3 ;

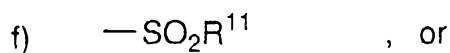
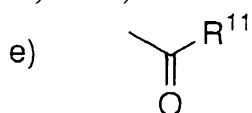
10

and any two of R^2 , R^3 and R^4 are optionally attached to the same carbon atom;

- 93 -

R⁶, R⁷ and R^{7a} are independently selected from: H; C₁₋₄ alkyl, C₃₋₆ cycloalkyl, heterocycle, aryl, aroyl, heteroaroyl, arylsulfonyl, heteroarylsulfonyl, unsubstituted or substituted with:

- 5 a) C₁₋₄ alkoxy,
 b) aryl or heterocycle,
 c) halogen,
 d) HO,



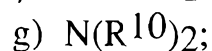
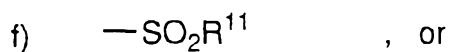
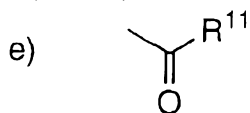
- 10 g) N(R¹⁰)₂; or

R⁶ and R⁷ may be joined in a ring;

R⁷ and R^{7a} may be joined in a ring;

- 15 R^{6a} is selected from: C₁₋₄ alkyl, C₃₋₆ cycloalkyl, heterocycle, aryl, unsubstituted or substituted with:

- 20 a) C₁₋₄ alkoxy,
 b) aryl or heterocycle,
 c) halogen,
 d) HO,



R⁸ is independently selected from:

- 25 a) hydrogen,
 b) aryl, heterocycle, C_{3-C10} cycloalkyl, C_{2-C6} alkenyl, C_{2-C6} alkynyl, perfluoroalkyl, F, Cl, Br, R¹⁰O-, R¹¹S(O)_m-,

- 94 -

$R^{10}C(O)NR^{10}$ -, $(R^{10})_2NC(O)$ -, $R^{10}_2N-C(NR^{10})$ -, CN, NO₂, $R^{10}C(O)$ -, N₃, $-N(R^{10})_2$, or $R^{11}OC(O)NR^{10}$ -, and

- c) C₁-C₆ alkyl unsubstituted or substituted by aryl, cyanophenyl, heterocycle, C₃-C₁₀ cycloalkyl, C₂-C₆ alkenyl, C₂-C₆ alkynyl, perfluoroalkyl, F, Cl, Br, $R^{10}O$ -, $R^{11}S(O)_m$ -, $R^{10}C(O)NH$ -, $(R^{10})_2NC(O)$ -, $R^{10}_2N-C(NR^{10})$ -, CN, $R^{10}C(O)$ -, N₃, $-N(R^{10})_2$, or $R^{10}OC(O)NH$ -;

10 R⁹ is selected from:

- a) hydrogen,
 b) C₂-C₆ alkenyl, C₂-C₆ alkynyl, perfluoroalkyl, F, Cl, Br, $R^{10}O$ -, $R^{11}S(O)_m$ -, $R^{10}C(O)NR^{10}$ -, $(R^{10})_2NC(O)$ -, $R^{10}_2N-C(NR^{10})$ -, CN, NO₂, $R^{10}C(O)$ -, N₃, $-N(R^{10})_2$, or $R^{11}OC(O)NR^{10}$ -, and
 15 c) C₁-C₆ alkyl unsubstituted or substituted by perfluoroalkyl, F, Cl, Br, $R^{10}O$ -, $R^{11}S(O)_m$ -, $R^{10}C(O)NR^{10}$ -, $(R^{10})_2NC(O)$ -, $R^{10}_2N-C(NR^{10})$ -, CN, $R^{10}C(O)$ -, N₃, $-N(R^{10})_2$, or $R^{11}OC(O)NR^{10}$ -;

20

R¹⁰ is independently selected from hydrogen, C₁-C₆ alkyl, benzyl and aryl;

R¹¹ is independently selected from C₁-C₆ alkyl and aryl;

25

A¹ and A² are independently selected from: a bond, $-CH=CH-$, $-C\equiv C-$, $-C(O)-$, $-C(O)NR^{10}$ -, $-NR^{10}C(O)-$, O, $-N(R^{10})-$, $-S(O)_2N(R^{10})-$, $-N(R^{10})S(O)_2-$, or $S(O)_m$;

30

G is O;

V is selected from:

- a) hydrogen,
 b) heterocycle,

- 95 -

- c) aryl,
 d) C₁-C₂₀ alkyl wherein from 0 to 4 carbon atoms are replaced with a heteroatom selected from O, S, and N, and
 5 e) C₂-C₂₀ alkenyl,
 provided that V is not hydrogen if A¹ is S(O)_m and V is not hydrogen if A¹ is a bond, n is 0 and A² is S(O)_m;

W is a heterocycle;

10

X is -CH₂-, -C(=O)-, or -S(=O)_m-;

Z is unsubstituted C₁-C₆ alkyl, substituted C₁-C₆ alkyl, unsubstituted C₃-C₆ cycloalkyl or substituted C₃-C₆ cycloalkyl, wherein the substituted C₁-C₆ alkyl and substituted C₃-C₆ cycloalkyl is substituted with one or two
 15 of the following:

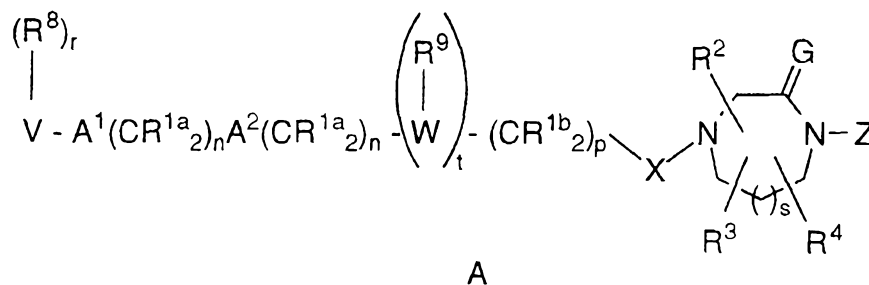
- a) C₁-4 alkoxy,
 b) NR⁶R⁷,
 20 c) C₃-6 cycloalkyl,
 d) -NR⁶C(O)R⁷,
 e) HO,
 f) -S(O)_mR^{6a},
 g) halogen, or
 25 h) perfluoroalkyl;

m is 0, 1 or 2;
 n is 0, 1, 2, 3 or 4;
 p is 0, 1, 2, 3 or 4;
 30 q is 1 or 2;
 r is 0 to 5, provided that r is 0 when V is hydrogen;
 s is 1;
 t is 0 or 1; and
 u is 4 or 5;

or a pharmaceutically acceptable salt thereof.

3. The compound according to Claim 1 of the formula

5 A:



wherein:

R^{1a} is independently selected from: hydrogen or C₁-C₆ alkyl;

10

R^{1b} is independently selected from:

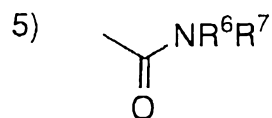
- a) hydrogen,
- b) aryl, heterocycle, cycloalkyl, R¹⁰O-, -N(R¹⁰)₂ or C₂-C₆ alkenyl,
- 15 c) unsubstituted or substituted C₁-C₆ alkyl wherein the substituent on the substituted C₁-C₆ alkyl is selected from unsubstituted or substituted aryl, heterocycle, cycloalkyl, alkenyl, R¹⁰O- and -N(R¹⁰)₂;

20 R³ and R⁴ are independently selected from H and CH₃;

R² is H; $\begin{array}{c} \diagup \quad \text{NR}^6\text{R}^7 \\ \text{C} \\ \text{O} \end{array}$; or C₁₋₅ alkyl, unbranched or branched, unsubstituted or substituted with one or more of:

- 1) aryl,
- 2) heterocycle,
- 25 3) OR⁶,
- 4) SR^{6a}, SO₂R^{6a}, or

- 97 -



and any two of R², R³, R⁴, and R⁵ are optionally attached to the same carbon atom;

- 5 R⁶, R⁷ and R^{7a} are independently selected from:
 H; C₁₋₄ alkyl, C₃₋₆ cycloalkyl, aryl, heterocycle,
 unsubstituted or substituted with:
- a) C₁₋₄ alkoxy,
 - b) halogen, or
 - 10 c) aryl or heterocycle;

R^{6a} is selected from:

- C₁₋₄ alkyl or C₃₋₆ cycloalkyl,
 unsubstituted or substituted with:
- 15 a) C₁₋₄ alkoxy,
 - b) halogen, or
 - c) aryl or heterocycle;

R⁸ is independently selected from:

- 20 a) hydrogen,
- b) C₁₋₆ alkyl, C₂₋₆ alkenyl, C₂₋₆ alkynyl, C₁₋₆ perfluoroalkyl, F, Cl, R¹⁰O-, R¹⁰C(O)NR¹⁰-, CN, NO₂, (R¹⁰)₂N-C(NR¹⁰)-, R¹⁰C(O)-, -N(R¹⁰)₂, or R¹¹OC(O)NR¹⁰-, and
- 25 c) C₁₋₆ alkyl substituted by C₁₋₆ perfluoroalkyl, R¹⁰O-, R¹⁰C(O)NR¹⁰-, (R¹⁰)₂N-C(NR¹⁰)-, R¹⁰C(O)-, -N(R¹⁰)₂, or R¹¹OC(O)NR¹⁰-;

R⁹ is selected from:

- 30 a) hydrogen,
- b) C₂₋₆ alkenyl, C₂₋₆ alkynyl, C₁₋₆ perfluoroalkyl, F, Cl, R¹⁰O-, R¹¹S(O)_m-, R¹⁰C(O)NR¹⁰-, CN, NO₂,

- 98 -

(R¹⁰)₂N-C(NR¹⁰)-, R¹⁰C(O)-, -N(R¹⁰)₂, or
R¹¹OC(O)NR¹⁰-, and

- 5 c) C₁-C₆ alkyl unsubstituted or substituted by C₁-C₆
perfluoroalkyl, F, Cl, R¹⁰O-, R¹¹S(O)_m-, R¹⁰C(O)NR¹⁰-,
CN, (R¹⁰)₂N-C(NR¹⁰)-, R¹⁰C(O)-, -N(R¹⁰)₂, or
R¹¹OC(O)NR¹⁰-;

R¹⁰ is independently selected from hydrogen, C₁-C₆ alkyl, benzyl and
10 aryl;

R¹¹ is independently selected from C₁-C₆ alkyl and aryl;

A¹ and A² are independently selected from: a bond, -CH=CH-, -C≡C-,
15 -C(O)-, -C(O)NR¹⁰-, O, -N(R¹⁰)-, or S(O)_m;

V is selected from:

- 20 a) hydrogen,
b) heterocycle selected from pyrrolidinyl, imidazolyl,
pyridinyl, thiazolyl, pyridonyl, 2-oxopiperidinyl, indolyl,
quinolinyl, isoquinolinyl, and thienyl,
c) aryl,
d) C₁-C₂₀ alkyl wherein from 0 to 4 carbon atoms are
replaced with a heteroatom selected from O, S, and N,
and
25 e) C₂-C₂₀ alkenyl, and

provided that V is not hydrogen if A¹ is S(O)_m and V is not hydrogen
if A¹ is a bond, n is 0 and A² is S(O)_m;

30 G is H₂ or O;

W is a heterocycle selected from pyrrolidinyl, imidazolyl, pyridinyl,
thiazolyl, pyridonyl, 2-oxopiperidinyl, indolyl, quinolinyl, or
isoquinolinyl;

- 99 -

X is $-\text{CH}_2-$ or $-\text{C}(=\text{O})-$;

Z is unsubstituted C₁-C₆ alkyl, substituted C₁-C₆ alkyl,
 5 unsubstituted C₃-C₆ cycloalkyl or substituted C₃-C₆
 cycloalkyl, wherein the substituted C₁-C₆ alkyl and
 substituted C₃-C₆ cycloalkyl is substituted with one or two
 of the following:

- 10 a) C₁-4 alkoxy,
 b) NR^6R^7 ,
 c) C₃-6 cycloalkyl,
 d) $-\text{NR}^6\text{C}(\text{O})\text{R}^7$,
 e) HO,
 f) $-\text{S}(\text{O})_m\text{R}^{6a}$,
 g) halogen, or
 15 h) perfluoroalkyl;

m is 0, 1 or 2;

n is 0, 1, 2, 3 or 4;

p is 0, 1, 2, 3 or 4;

20 r is 0 to 5, provided that r is 0 when V is hydrogen;

s is 0 or 1;

t is 0 or 1; and

u is 4 or 5;

25 provided that when G is H₂ and W is imidazolyl, then the substituent
 $(\text{R}^8)_r - \text{V} - \text{A}^1(\text{CR}^{1a2})_n\text{A}^2(\text{CR}^{1a2})_n$ - is not H and

provided that when X is $-\text{C}(=\text{O})-$, or $-\text{S}(=\text{O})_m-$, then t is 1 and the
 substituent $(\text{R}^8)_r - \text{V} - \text{A}^1(\text{CR}^{1a2})_n\text{A}^2(\text{CR}^{1a2})_n$ - is not H;

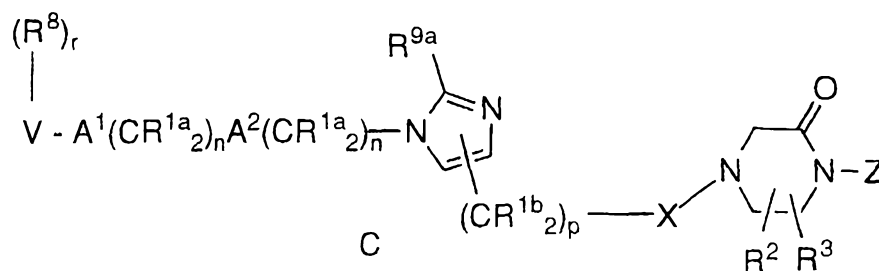
30

or a pharmaceutically acceptable salt thereof.

4. The compound according to Claim 1 of the formula

C:

- 100 -



wherein:

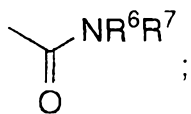
R^{1a} is selected from: hydrogen or C_1 - C_6 alkyl;

5

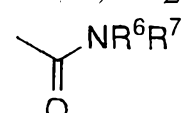
R^{1b} is independently selected from:

- a) hydrogen,
- b) aryl, heterocycle, cycloalkyl, $R^{10}O$ -, $-N(R^{10})_2$ or C_2 - C_6 alkenyl,
- 10 c) C_1 - C_6 alkyl unsubstituted or substituted by aryl, heterocycle, cycloalkyl, alkenyl, $R^{10}O$ -, or $-N(R^{10})_2$;

R^3 is selected from H and CH_3 ;

R^2 is selected from H; ; or C_1 -5 alkyl, unbranched or branched, unsubstituted or substituted with one or more of:

15

- 1) aryl,
- 2) heterocycle,
- 3) OR^6 ,
- 4) SR^{6a} , SO_2R^{7a} , or
- 5) ;

20

and R^2 and R^3 are optionally attached to the same carbon atom;

R^6 and R^7 are independently selected from:

H; C_1 -4 alkyl, C_3 -6 cycloalkyl, aryl, heterocycle, unsubstituted or substituted with:

25

- a) C_1 -4 alkoxy,

- 101 -

- b) halogen, or
- c) aryl or heterocycle;

R^{6a} is selected from:

- 5 C₁₋₄ alkyl or C₃₋₆ cycloalkyl,
unsubstituted or substituted with:
- a) C₁₋₄ alkoxy,
 - b) halogen, or
 - c) aryl or heterocycle;

10

R⁸ is independently selected from:

- a) hydrogen,
- b) C₁₋₆ alkyl, C₂₋₆ alkenyl, C₂₋₆ alkynyl, C₁₋₆ perfluoroalkyl, F, Cl, R¹⁰O-, R¹⁰C(O)NR¹⁰-, CN, NO₂,
15 (R¹⁰)₂N-C(NR¹⁰)-, R¹⁰C(O)-, -N(R¹⁰)₂, or
R¹¹OC(O)NR¹⁰-, and
- c) C₁₋₆ alkyl substituted by C₁₋₆ perfluoroalkyl, R¹⁰O-,
R¹⁰C(O)NR¹⁰-, (R¹⁰)₂N-C(NR¹⁰)-, R¹⁰C(O)-,
-N(R¹⁰)₂, or R¹¹OC(O)NR¹⁰-;

20

R^{9a} is hydrogen or methyl;

R¹⁰ is independently selected from hydrogen, C₁₋₆ alkyl, benzyl and
25 aryl;

25

R¹¹ is independently selected from C₁₋₆ alkyl and aryl;

A¹ and A² are independently selected from: a bond, -CH=CH-, -C≡C-,
-C(O)-, -C(O)NR¹⁰-, O, -N(R¹⁰)-, or S(O)_m;

30

V is selected from:

- a) hydrogen,

- 102 -

- b) heterocycle selected from pyrrolidinyl, imidazolyl, pyridinyl, thiazolyl, pyridonyl, 2-oxopiperidinyl, indolyl, quinolinyl, isoquinolinyl, and thienyl,
- c) aryl,
- 5 d) C₁-C₂₀ alkyl wherein from 0 to 4 carbon atoms are replaced with a heteroatom selected from O, S, and N, and
- e) C₂-C₂₀ alkenyl, and
- provided that V is not hydrogen if A¹ is S(O)_m and V is not hydrogen
 10 if A¹ is a bond, n is 0 and A² is S(O)_m;

X is -CH₂- or -C(=O)-;

Z is unsubstituted C₁-C₆ alkyl, substituted C₁-C₆ alkyl,
 15 unsubstituted C₃-C₆ cycloalkyl or substituted C₃-C₆ cycloalkyl, wherein the substituted C₁-C₆ alkyl and substituted C₃-C₆ cycloalkyl is substituted with one or two of the following:

- a) C₁-4 alkoxy,
- 20 b) NR⁶R⁷,
- c) C₃-6 cycloalkyl,
- d) -NR⁶C(O)R⁷,
- e) HO,
- f) -S(O)_mR^{6a},
- 25 g) halogen, or
- h) perfluoroalkyl;

m is 0, 1 or 2;

n is 0, 1, 2, 3 or 4;

30 p is 0, 1, 2, 3 or 4; and

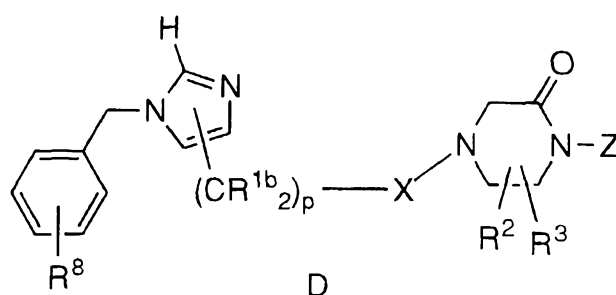
r is 0 to 5, provided that r is 0 when V is hydrogen;

provided that when X is -C(=O)-, or -S(=O)_m-, then t is 1 and the substituent (R⁸)_r- V - A¹(CR^{1a}₂)_nA²(CR^{1a}₂)_n - is not H;

- 103 -

or a pharmaceutically acceptable salt thereof.

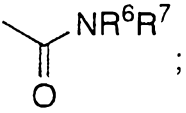
- 5 D: 5. The compound according to Claim 1 of the formula

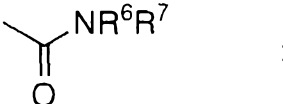


wherein:

- 10 R^{1b} is independently selected from:
- a) hydrogen,
 - b) aryl, heterocycle, cycloalkyl, $R^{10}O-$, $-N(R^{10})_2$ or C₂-C₆ alkenyl,
 - c) C₁-C₆ alkyl unsubstituted or substituted by aryl,
- 15 heterocycle, cycloalkyl, alkenyl, $R^{10}O-$, or $-N(R^{10})_2$;

R^3 is selected from H and CH₃;

R^2 is selected from H; ; or C₁-5 alkyl, unbranched or branched, unsubstituted or substituted with one or more of:

- 20
- 1) aryl,
 - 2) heterocycle,
 - 3) OR^6 ,
 - 4) SR^{6a} , SO_2R^{7a} , or
 - 5) ;

25 and R^2 and R^3 are optionally attached to the same carbon atom;

- 104 -

R⁶ and R⁷ are independently selected from:

H; C₁₋₄ alkyl, C₃₋₆ cycloalkyl, aryl, heterocycle,
unsubstituted or substituted with:

- 5
- a) C₁₋₄ alkoxy,
 - b) halogen, or
 - c) aryl or heterocycle;

R^{6a} is selected from:

10 C₁₋₄ alkyl or C₃₋₆ cycloalkyl,
unsubstituted or substituted with:

- a) C₁₋₄ alkoxy,
- b) halogen, or
- c) aryl or heterocycle;

15

R⁸ is independently selected from:

- a) hydrogen,
- b) C₁₋₆ alkyl, C₂₋₆ alkenyl, C₂₋₆ alkynyl, C₁₋₆ perfluoroalkyl, F, Cl, R¹⁰O-, R¹⁰C(O)NR¹⁰-, CN, NO₂,
20 (R¹⁰)₂N-C(NR¹⁰)-, R¹⁰C(O)-, -N(R¹⁰)₂, or
R¹¹OC(O)NR¹⁰-, and
- c) C₁₋₆ alkyl substituted by C₁₋₆ perfluoroalkyl, R¹⁰O-,
R¹⁰C(O)NR¹⁰-, (R¹⁰)₂N-C(NR¹⁰)-, R¹⁰C(O)-,
-N(R¹⁰)₂, or R¹¹OC(O)NR¹⁰-;

25

R¹⁰ is independently selected from hydrogen, C₁₋₆ alkyl, benzyl and
aryl;

R¹¹ is independently selected from C₁₋₆ alkyl and aryl;

30

X is -CH₂- or -C(=O)-;

Z is unsubstituted C₁₋₆ alkyl, substituted C₁₋₆ alkyl,
unsubstituted C₃₋₆ cycloalkyl or substituted C₃₋₆

cycloalkyl, wherein the substituted C₁-C₆ alkyl and substituted C₃-C₆ cycloalkyl is substituted with one or two of the following:

5

- a) C₁-4 alkoxy,
- b) NR⁶R⁷,
- c) C₃-6 cycloalkyl,
- d) -NR⁶C(O)R⁷,
- e) HO,
- f) -S(O)_mR^{6a},
- g) halogen, or
- h) perfluoroalkyl;

10

m is 0, 1 or 2; and

p is 0, 1, 2, 3 or 4;

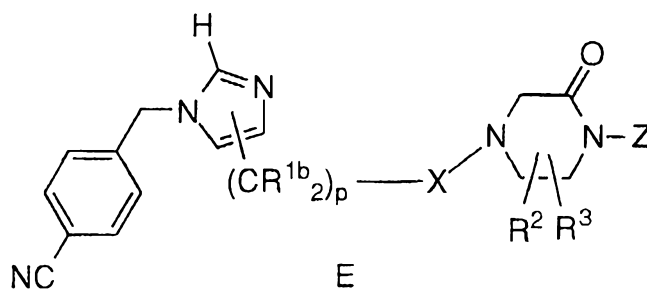
15

or a pharmaceutically acceptable salt thereof.

6. The compound according to Claim 1 of the formula

E:

20



wherein:

R^{1b} is independently selected from:

25

- a) hydrogen,
- b) aryl, heterocycle, cycloalkyl, R¹⁰O-, -N(R¹⁰)₂ or C₂-C₆ alkenyl,

- 106 -

- c) C₁-C₆ alkyl unsubstituted or substituted by aryl, heterocycle, cycloalkyl, alkenyl, R¹⁰O-, or -N(R¹⁰)₂;

R² and R³ are independently selected from: hydrogen or C₁-C₆ alkyl;

5

R¹⁰ is independently selected from hydrogen, C₁-C₆ alkyl, benzyl and aryl;

R¹¹ is independently selected from C₁-C₆ alkyl and aryl;

10

X is -CH₂- or -C(=O)-;

Z is unsubstituted C₁-C₆ alkyl, substituted C₁-C₆ alkyl, unsubstituted C₃-C₆ cycloalkyl or substituted C₃-C₆ cycloalkyl, wherein the substituted C₁-C₆ alkyl and substituted C₃-C₆ cycloalkyl is substituted with one or two of the following:

15

- a) C₁-4 alkoxy,
- b) NR⁶R⁷,
- 20 c) C₃-6 cycloalkyl,
- d) -NR⁶C(O)R⁷,
- e) HO,
- f) -S(O)_mR^{6a},
- g) halogen, or
- 25 h) perfluoroalkyl;

25

m is 0, 1 or 2; and

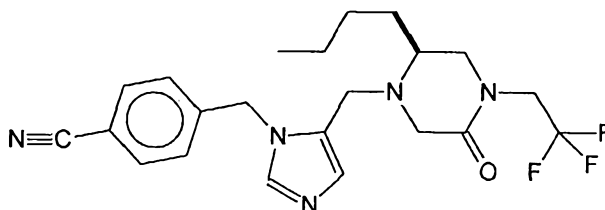
p is 0, 1, 2, 3 or 4;

30 or a pharmaceutically acceptable salt thereof.

7. A compound which inhibits farnesyl-protein transferase which is:

2(S)-n-butyl-1-[1-(4-cyanobenzyl)-5-imidazolylmethyl]-4-(2,2,2-trifluoroethyl)piperazin-5-one dihydrochloride; 2(S)-n-butyl-1-[1-(4-cyanobenzyl)-5-imidazolylmethyl]-4-(3,3,3-trifluoropropyl)piperazin-5-one dihydrochloride; 2(S)-n-butyl-1-[1-(4-cyanobenzyl)-5-imidazolylmethyl]-4-(cyclopropylmethyl)piperazin-5-one dihydrochloride; and 2(S)-n-butyl-1-[1-(4-cyanobenzyl)pyridin-4-yl]-4-(2,2,2-trifluoroethyl)piperazin-5-one dihydrochloride or a pharmaceutically acceptable salt or optical isomer thereof.

8. The compound according to claim 7 which is: 2(S)-n-butyl-1-[1-(4-cyanobenzyl)-5-imidazolylmethyl]-4-(2,2,2-trifluoroethyl)piperazin-5-one dihydrochloride



10 or a pharmaceutically acceptable salt or optical isomer thereof.

9. A compound which inhibits farnesyl protein transferase, substantially as hereinbefore described with reference to any one of the examples.

10. A pharmaceutical composition comprising a pharmaceutical carrier, and dispersed therein, a therapeutically effective amount of a compound of any one of claims 1 to 9.

11. A method for inhibiting farnesyl-protein transferase which comprises administering to a mammal in need thereof a therapeutically effective amount of a compound of any one of claims 1 to 9 or of a composition of claim 10.

12. A compound of any one of claims 1 to 9 or a composition of claim 10 when used in inhibiting farnesyl-protein transferase.

13. The use of a compound of any one of claims 1 to 9 for the manufacture of a medicament for inhibiting farnesyl-protein transferase.

14. A method for treating cancer which comprises administering to a mammal in need thereof a therapeutically effective amount of a compound of any one of claims 1 to 9 or of a composition of claim 10.

15. A compound of any one of claims 1 to 9 or a composition of claim 10 when used in treating cancer.

16. The use of a compound of any one of claims 1 to 9 for the manufacture of a medicament for treating cancer.

17. A method for treating neurofibromin benign proliferative disorder which comprises administering to a mammal in need thereof a therapeutically effective amount of a compound of any one of claims 1 to 9 or of a composition of claim 10.

18. A compound of any one of claims 1 to 9 or a composition of claim 10 when used in treating neurofibromin benign proliferative disorder.

19. The use of a compound of any one of claims 1 to 9 for the manufacture of a medicament for treating neurofibromin benign proliferative disorder.



20. A method for treating blindness related to retinal vascularisation which comprises administering to a mammal in need thereof a therapeutically effective amount of a compound of any one of claims 1 to 9 or of a composition of claim 10.

21. A compound of any one of claims 1 to 9 or a composition of claim 10 when used in treating
5 blindness related to retinal vascularisation.

22. The use of a compound of any one of claims 1 to 9 for the manufacture of a medicament for treating blindness related to retinal vascularisation.

23. A method for treating infections from hepatitis delta and related viruses which comprises administering to a mammal in need thereof a therapeutically effective amount of a compound of any one
10 of claims 1 to 9 or of a composition of claim 10.

24. A compound of any one of claims 1 to 9 or a composition of claim 10 when used in treating infections from hepatitis delta and related viruses.

25. The use of a compound of any one of claims 1 to 9 for the manufacture of a medicament for treating infections from hepatitis delta and related viruses.

15 26. A method for preventing restenosis which comprises administering to a mammal in need thereof a therapeutically effective amount of a compound of any one of claims 1 to 9 or of a composition of claim 10.

27. A compound of any one of claims 1 to 9 or a composition of claim 10 when used in preventing restenosis.

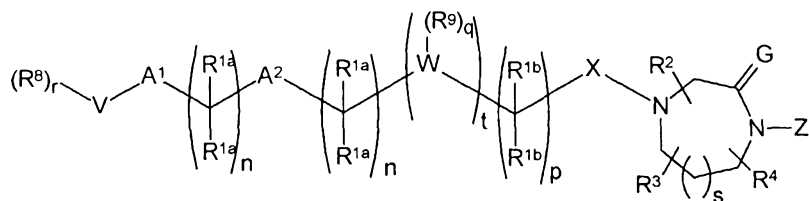
20 28. The use of a compound of any one of claims 1 to 9 for the manufacture of a medicament for preventing restenosis.

29. A method for treating polycystic kidney disease which comprises administering to a mammal in need thereof a therapeutically effective amount of a compound of any one of claims 1 to 9 or of a composition of claim 10.

25 30. A compound of any one of claims 1 to 9 or a composition of claim 10 when used in treating polycystic kidney disease.

31. The use of a compound of any one of claims 1 to 9 for the manufacture of a medicament for treating polycystic kidney disease.


30 32. A method for inhibiting farnesyl-protein transferase which comprises administering to a mammal in need thereof a therapeutically effective amount of a pharmaceutical composition comprising a pharmaceutical carrier, and dispersed therein, a therapeutically effective amount of a compound of the formula A:



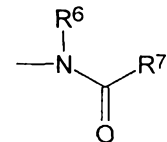
wherein: R^{1a} and R^{1b} are independently selected from: a) hydrogen, b) aryl, heterocycle, C₃₋₁₀cycloalkyl,
35 C₂₋₆alkenyl, C₂₋₆alkynyl, R¹⁰O-, R¹¹S(O)_m-, R¹⁰C(O)NR¹⁰-, CN(R¹⁰)₂NC(O)-, R¹⁰₂N-C(NR¹⁰)-, CN, NO₂,
R¹⁰C(O)-, N₃, -N(R¹⁰)₂, or R¹¹OC(O)NR¹⁰-, c) unsubstituted or substituted C₁₋₆alkyl wherein the



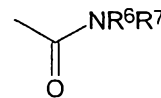
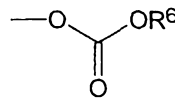
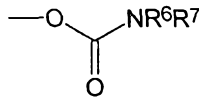
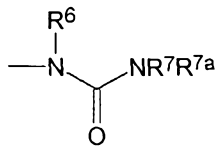
substituent on the substituted C₁₋₆alkyl is selected from unsubstituted or substituted aryl, heterocyclic, C₃₋₁₀cycloalkyl, C₂₋₆alkenyl, C₂₋₆alkynyl, R¹⁰O-, R¹¹S(O)_m-, R¹⁰C(O)NR¹⁰-, (R¹⁰)₂NC(O)-, R¹⁰₂N.(NR¹⁰)-, CN, R¹⁰C(O)-, N₃, -N(R¹⁰)₂, and R¹¹OC(O)-NR¹⁰-; R² and R³ are independently selected from: H; unsubstituted or substituted C₁₋₈alkyl, unsubstituted or substituted C₂₋₈alkenyl, unsubstituted or substituted C₂₋₈alkynyl, unsubstituted or substituted aryl,



unsubstituted or substituted heterocycle, , wherein the substituted group is substituted with one or more of: 1) aryl or heterocycle, unsubstituted or substituted with: a) C₁₋₄alkyl, b) (CH₂)_pOR⁶, c) (CH₂)_pNR⁶R⁷, d) halogen, e) CN, f) aryl or heteroaryl, g) perfluoroC₁₋₄alkyl, h) SR^{6a},



S(O)R^{6a}, SO₂R^{6a}, 2) C₃₋₆cycloalkyl, 3) OR⁶, 4) SR^{6a}, S(O)R^{6a}, or SO₂R^{6a}, 5) -NR⁶R⁷, 6)



10

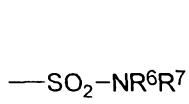
7)

8)

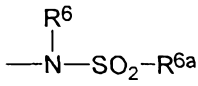
9)

10)

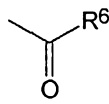
11)



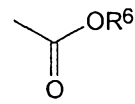
12)



13)



14)

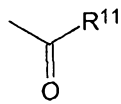


15)

N₃, 16) F, or 17)

perfluoroC₁₋₄alkyl; or R² and R³ are attached to the same C atom and are combined to form -(CH₂)_u- wherein one of the carbon atoms is optionally replaced by a moiety selected from: O, S(O)_m-, -NC(O)-, and -N(COR¹⁰)-; R⁴ is selected from H and CH₃; and any two of R², R³ and R⁴ are optionally attached to the same carbon atom; R⁶, R⁷ and R^{7a} are independently selected from: H; C₁₋₄alkyl, C₃₋₆cycloalkyl, heterocycle, aryl, aroyl, heteroaroyl, arylsulfonyl, heteroaroylsulfonyl, unsubstituted or substituted with: a)

C₁₋₄alkoxy, b) aryl or heterocycle, c) halogen, d) HO, e) $\begin{array}{c} \text{R}^{11} \\ | \\ \text{C} \\ || \\ \text{O} \end{array}$, f) -SO₂R¹¹, or g) N(R¹⁰)₂; or R⁶ and R⁷ may be joined in a ring; R⁷ and R^{7a} may be joined in a ring; R^{6a} is selected from: C₁₋₄alkyl, C₃₋₆cycloalkyl, heterocycle, aryl, unsubstituted or substituted with: a) C₁₋₄alkoxy, b) aryl or heterocycle, c)

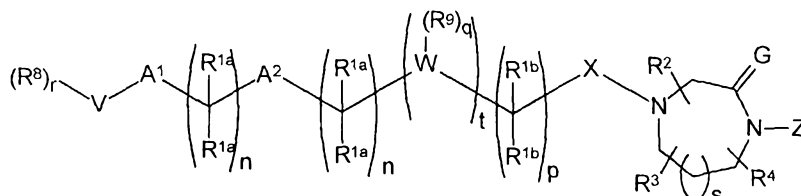


20 halogen, d) HO, e) $\begin{array}{c} \text{R}^{11} \\ | \\ \text{C} \\ || \\ \text{O} \end{array}$, f) -SO₂R¹¹, or g) N(R¹⁰)₂; R⁸ is independently selected from: a) hydrogen, b) aryl, heterocycle, C₃₋₁₀cycloalkyl, C₂₋₆alkenyl, C₂₋₆alkynyl, perfluoroalkyl, F, Cl, Br, R¹⁰O-, R¹¹S(O)_m-, R¹⁰C(O)NR¹⁰-, (R¹⁰)₂NC(O)-, R¹⁰₂N.(NR¹⁰)-, CN, NO₂, R¹⁰C(O)-, N₃, -N(R¹⁰)₂, or R¹¹OC(O)NR¹⁰-, and c) C₁₋₆alkyl unsubstituted or substituted by aryl, cyanophenyl, heterocycle, C₃₋₁₀cycloalkyl, C₂₋₆alkenyl, C₂₋₆alkynyl, perfluoroalkyl, F, Cl, Br, R¹⁰O-, R¹¹S(O)_m-, R¹⁰C(O)NH-, (R¹⁰)₂NC(O)-, R¹⁰₂N.(NR¹⁰)-, CN, R¹⁰C(O)-, N₃, -N(R¹⁰)₂, or R¹⁰OC(O)NH-; R⁹ is selected from: a) hydrogen, b) alkenyl, alkynyl, perfluoroalkyl, F, Cl, Br, R¹⁰O-, R¹¹S(O)_m-, R¹⁰C(O)NR¹⁰-, (R¹⁰)₂NC(O)-, R¹⁰₂N.(NR¹⁰)-, CN, NO₂, R¹⁰C(O)-, N₃, -N(R¹⁰)₂, or R¹¹OC(O)NR¹⁰-, and c) C₁₋₆alkyl unsubstituted or

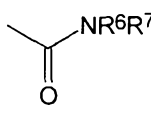
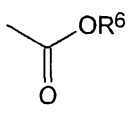


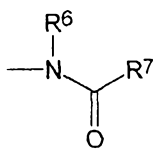
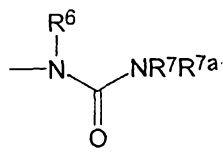
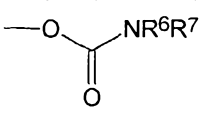
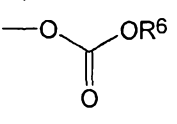
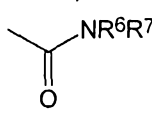
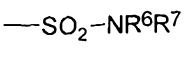
substituted by perfluoroalkyl, F, Cl, Br, R¹⁰O-, R¹¹S(O)_m-, R¹⁰C(O)NR¹⁰, (R¹⁰)₂NC(O)-, R¹⁰₂N-(NR¹⁰)-, CN, R¹⁰C(O)-, N₃, -N(R¹⁰)₂, or R¹¹OC(O)NR¹⁰-; R¹⁰ is independently selected from hydrogen, C₁₋₆alkyl, benzyl and aryl; R¹¹ is independently selected from C₁₋₆alkyl and aryl; A¹ and A² are independently selected from: a bond, -CH=CH-, -C≡C-, -C(O)-, -C(O)NR¹⁰-, -NR¹⁰C(O)-, O, -N(R¹⁰)-, -S(O)₂N(R¹⁰)-, -N(R¹⁰)S(O)₂-, or S(O)_m; G is H₂, V is selected from: a) hydrogen, b) heterocycle, c) aryl; d) C₁₋₂₀alkyl wherein from 0 to 4 carbon atoms are replaced with a heteroatom selected from O, S, and N, and e) C₂₋₂₀alkenyl, provided that V is not hydrogen if A¹ is S(O)_m and V is not hydrogen if A¹ is a bond, n is 0 and A² is S(O)_m; W is imidazolyl; X is -H₂-, -C(=O)-, or -S(=O)_m-; Z is unsubstituted C₁₋₆alkyl, substituted C₁₋₆alkyl, unsubstituted C₃₋₆cycloalkyl or substituted C₃₋₆cycloalkyl, wherein the substituted C₁₋₆alkyl and substituted C₃₋₆cycloalkyl is substituted with one or two of the following: a) C₁₋₄alkoxy, b) NR⁶R⁷, c) C₃₋₆cycloalkyl, d) -NR⁶C(O)R⁷, e) HO, f) -S(O)_mR^{6a}, g) halogen, or h) perfluoroalkyl; m is 0, 1 or 2; n is 0, 1, 2, 3 or 4; p is 0, 1, 2, 3 or 4; q is 1 or 2; r is 0 to 5, provided that r is 0 when V is hydrogen; s is 0 or 1; t is 1; and u is 4 or 5; provided that the substituent (R⁸)_r-V-A¹(CR^{1a})_n-A²(CR^{1a})_n- is H; or a pharmaceutically acceptable salt thereof.

33. A compound of the formula A:

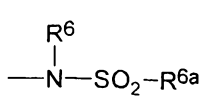


wherein: R^{1a} and R^{1b} are independently selected from: a) hydrogen, b) aryl, heterocycle, C₃₋₁₀cycloalkyl, C₂₋₆alkenyl, C₂₋₆alkynyl, R¹⁰O-, R¹¹S(O)_m-, R¹⁰C(O)NR¹⁰-, CN(R¹⁰)₂NC(O)-, R¹⁰₂N-C(NR¹⁰)-, CN, NO₂, R¹⁰C(O)-, N₃, -N(R¹⁰)₂, or R¹¹OC(O)NR¹⁰-, c) unsubstituted or substituted C₁₋₆alkyl wherein the substituent on the substituted C₁₋₆alkyl is selected from unsubstituted or substituted aryl, heterocyclic, C₃₋₁₀cycloalkyl, C₂₋₆alkenyl, C₂₋₆alkynyl, R¹⁰O-, R¹¹S(O)_m-, R¹⁰C(O)NR¹⁰-, (R¹⁰)₂NC(O)-, R¹⁰₂N-(NR¹⁰)-, CN, R¹⁰C(O)-, N₃, -N(R¹⁰)₂, and R¹¹OC(O)NR¹⁰-; R² and R³ are independently selected from: H; unsubstituted or substituted C₁₋₈alkyl, unsubstituted or substituted C₂₋₈alkenyl, unsubstituted or substituted C₂₋₈alkynyl, unsubstituted or substituted aryl, unsubstituted or substituted

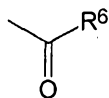
heterocycle,  or , wherein the substituted group is substituted with one or more of: 1) aryl or heterocycle, unsubstituted or substituted with: a) C₁₋₄alkyl, b) (CH₂)_pOR⁶, c) (CH₂)_pNR⁶R⁷, d) halogen, e) CN, f) aryl or heteroaryl, g) perfluoroC₁₋₄alkyl, h) SR^{6a}, S(O)R^{6a}, SO₂R^{6a}, 2) C₃₋

6cycloalkyl, 3) OR⁶, 4) SR^{6a}, S(O)R^{6a}, or SO₂R^{6a}, 5) -NR⁶R⁷, 6) , 7) , 8) , 9) , 10) , 11) , 12)

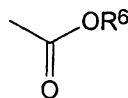




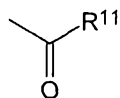
, 13)



, 14)

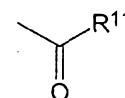
, 15) N₃, 16) F, or 17) perfluoroC₁₋₄alkyl; or R² and R³

are attached to the same C atom and are combined to form -(CH₂)_u- wherein one of the carbon atoms is optionally replaced by a moiety selected from: O, S(O)_m, -NC(O)-, and -N(COR¹⁰)-; R⁴ is selected from H and CH₃; and any two of R², R³ and R⁴ are optionally attached to the same carbon atom; R⁶, R⁷ and R^{7a} are independently selected from: H; C₁₋₄alkyl, C₃₋₆cycloalkyl, heterocycle, aryl, aroyl, heteroaroyl, arylsulfonyl, heteroarylsulfonyl, unsubstituted or substituted with: a) C₁₋₄alkoxy, b) aryl or heterocycle, c)



halogen, d) HO, e) -SO₂R¹¹, or g) N(R¹⁰)₂; or R⁶ and R⁷ may be joined in a ring; R⁷ and R^{7a} may be joined in a ring; R^{6a} is selected from: C₁₋₄alkyl, C₃₋₆cycloalkyl, heterocycle, aryl,

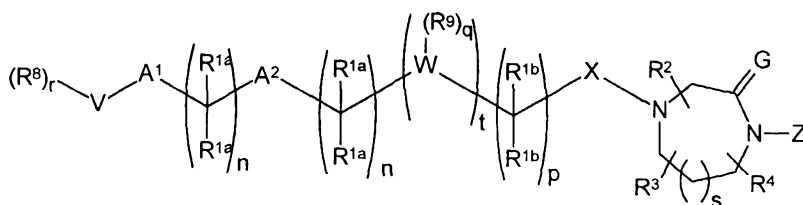
unsubstituted or substituted with: a) C₁₋₄alkoxy, b) aryl or heterocycle, c) halogen, d) HO, e)



f) -SO₂R¹¹, or g) N(R¹⁰)₂; R⁸ is independently selected from: a) hydrogen, b) aryl, heterocycle, C₃₋₁₀cycloalkyl, C₂₋₆alkenyl, C₂₋₆alkynyl, perfluoroalkyl, F, Cl, Br, R¹⁰O-, R¹¹S(O)_m-, R¹⁰C(O)NR¹⁰-, (R¹⁰)₂NC(O)-, R¹⁰₂N-(NR¹⁰)-, CN, NO₂, R¹⁰C(O)-, N₃, -N(R¹⁰)₂, or R¹¹OC(O)NR¹⁰-, and c) C₁₋₆alkyl unsubstituted or substituted by aryl, cyanophenyl, heterocycle, C₃₋₁₀cycloalkyl, C₂₋₆alkenyl, C₂₋₆alkynyl, perfluoroalkyl, F, Cl, Br, R¹⁰O-, R¹¹S(O)_m-, R¹⁰C(O)NH-, (R¹⁰)₂NC(O)-, R¹⁰₂N-(NR¹⁰)-, CN, R¹⁰C(O)-, N₃, -N(R¹⁰)₂, or R¹⁰OC(O)NH-; R⁹ is selected from: a) hydrogen, b) alkenyl, alkynyl, perfluoroalkyl, F, Cl, Br, R¹⁰O-, R¹¹S(O)_m-, R¹⁰C(O)NR¹⁰-, (R¹⁰)₂NC(O)-, R¹⁰₂N-(NR¹⁰)-, CN, NO₂, R¹⁰C(O)-, N₃, -N(R¹⁰)₂, or R¹¹OC(O)NR¹⁰-, and c) C₁₋₆alkyl unsubstituted or substituted by perfluoroalkyl, F, Cl, Br, R¹⁰O-, R¹¹S(O)_m-, R¹⁰C(O)NR¹⁰-, (R¹⁰)₂NC(O)-, R¹⁰₂N-(NR¹⁰)-, CN, R¹⁰C(O)-, N₃, -N(R¹⁰)₂, or R¹¹OC(O)NR¹⁰-. R¹⁰ is independently selected from hydrogen, C₁₋₆alkyl, benzyl and aryl; R¹¹ is independently selected from C₁₋₆alkyl and aryl; A¹ and A² are independently selected from: a bond, -CH=CH-, -C≡C-, -C(O)-, -C(O)NR¹⁰-, -NR¹⁰C(O)-, O, -N(R¹⁰)-, -S(O)₂N(R¹⁰)-, -N(R¹⁰)S(O)₂-, or S(O)_m; G is H₂, V is selected from: a) hydrogen, b) heterocycle, c) aryl; d) C₁₋₂₀alkyl wherein from 0 to 4 carbon atoms are replaced with a heteroatom selected from O, S, and N, and e) C₂₋₂₀alkenyl, provided that V is not hydrogen if A¹ is S(O)_m and V is not hydrogen if A¹ is a bond, n is 0 and A² is S(O)_m; W is imidazolyl; X is .H₂-, -C(=O)-, or -S(=O)_m-; Z is unsubstituted C₁₋₆alkyl, substituted C₁₋₆alkyl, unsubstituted C₃₋₆cycloalkyl or substituted C₃₋₆cycloalkyl, wherein the substituted C₁₋₆alkyl and substituted C₃₋₆cycloalkyl is substituted with one or two of the following: a) C₁₋₄alkoxy, b) NR⁶R⁷, c) C₃₋₆cycloalkyl, d) -NR⁶C(O)R⁷, e) HO, f) -S(O)_mR^{6a}, g) halogen, or h) perfluoroalkyl; m is 0, 1 or 2; n is 0, 1, 2, 3 or 4; p is 0, 1, 2, 3 or 4; q is 1 or 2; r is 0 to 5, provided that r is 0 when V is hydrogen; s is 0 or 1; t is 1; and u is 4 or 5; provided that the substituent (R⁸)_r-V-A¹(CR^{1a2})_nA²(CR^{1a2})_n- is H; or a pharmaceutically acceptable salt thereof when used in inhibiting farnesyl-protein transferase.

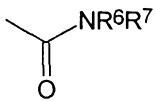
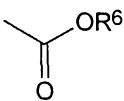
34. The use of a compound of the formula A:

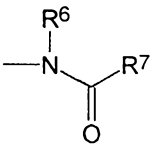
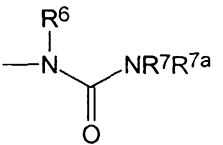


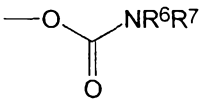
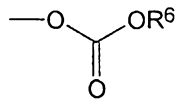
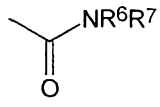


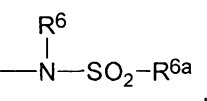
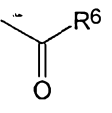
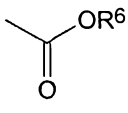
wherein: R^{1a} and R^{1b} are independently selected from: a) hydrogen, b) aryl, heterocycle, C_{3-10} cycloalkyl, C_{2-6} alkenyl, C_{2-6} alkynyl, $R^{10}O-$, $R^{11}S(O)_m-$, $R^{10}C(O)NR^{10}-$, $CN(R^{10})_2NC(O)-$, $R^{10}_2N-C(NR^{10})-$, CN , NO_2 , $R^{10}C(O)-$, N_3 , $-N(R^{10})_2$, or $R^{11}OC(O)NR^{10}-$, c) unsubstituted or substituted C_{1-6} alkyl wherein the

5 substituent on the substituted C_{1-6} alkyl is selected from unsubstituted or substituted aryl, heterocyclic, C_{3-10} cycloalkyl, C_{2-6} alkenyl, C_{2-6} alkynyl, $R^{10}O-$, $R^{11}S(O)_m-$, $R^{10}C(O)NR^{10}-$, $(R^{10})_2NC(O)-$, $R^{10}_2N-(NR^{10})-$, CN , $R^{10}C(O)-$, N_3 , $-N(R^{10})_2$, and $R^{11}OC(O)-NR^{10}-$; R^2 and R^3 are independently selected from: H; unsubstituted or substituted C_{1-8} alkyl, unsubstituted or substituted C_{2-8} alkenyl, unsubstituted or substituted C_{2-8} alkynyl, unsubstituted or substituted aryl, unsubstituted or substituted

10 heterocycle,  or , wherein the substituted group is substituted with one or more of: 1) aryl or heterocycle, unsubstituted or substituted with: a) C_{1-4} alkyl, b) $(CH_2)_pOR^6$, c) $(CH_2)_pNR^6R^7$, d) halogen, e) CN , f) aryl or heteroaryl, g) perfluoro C_{1-4} alkyl, h) SR^{6a} , $S(O)R^{6a}$, SO_2R^{6a} , 2) C_3-

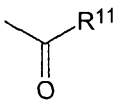
6cycloalkyl, 3) OR^6 , 4) SR^{6a} , $S(O)R^{6a}$, or SO_2R^{6a} , 5) $-NR^6R^7$, 6) , 7) ,

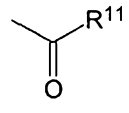
8) , 9) , 10) , 11) $-SO_2-NR^6R^7$, 12)

15 , 13) , 14) , 15) N_3 , 16) F , or 17) perfluoro C_{1-4} alkyl; or R^2 and R^3

are attached to the same C atom and are combined to form $-(CH_2)_u-$ wherein one of the carbon atoms is optionally replaced by a moiety selected from: O , $S(O)_m$, $-NC(O)-$, and $-N(COR^{10})-$; R^4 is selected from H and CH_3 ; and any two of R^2 , R^3 and R^4 are optionally attached to the same carbon atom; R^6 , R^7 and R^{7a} are independently selected from: H; C_{1-4} alkyl, C_{3-6} cycloalkyl, heterocycle, aryl, aroyl, heteroaroyl,

20 arylsulfonyl, heteroarylsulfonyl, unsubstituted or substituted with: a) C_{1-4} alkoxy, b) aryl or heterocycle, c)

halogen, d) HO , e) , f) $-SO_2R^{11}$, or g) $N(R^{10})_2$; or R^6 and R^7 may be joined in a ring; R^7 and R^{7a} may be joined in a ring; R^{6a} is selected from: C_{1-4} alkyl, C_{3-6} cycloalkyl, heterocycle, aryl,

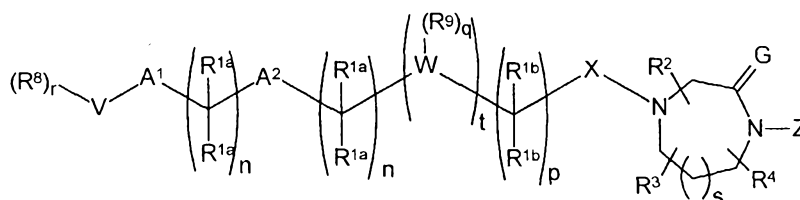
unsubstituted or substituted with: a) C_{1-4} alkoxy, b) aryl or heterocycle, c) halogen, d) HO , e) ,

f) $-SO_2R^{11}$, or g) $N(R^{10})_2$; R^8 is independently selected from: a) hydrogen, b) aryl, heterocycle, C_3-




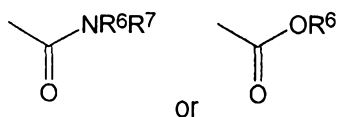
10 cycloalkyl, C₂₋₆alkenyl, C₂₋₆alkynyl, perfluoroalkyl, F, Cl, Br, R¹⁰O-, R¹¹S(O)_m-, R¹⁰C(O)NR¹⁰-, (R¹⁰)₂NC(O)-, R¹⁰₂N.(NR¹⁰)-, CN, NO₂, R¹⁰C(O)-, N₃, -N(R¹⁰)₂, or R¹¹OC(O)NR¹⁰-, and c) C₁₋₆alkyl unsubstituted or substituted by aryl, cyanophenyl, heterocycle, C₃₋₁₀cycloalkyl, C₂₋₆alkenyl, C₂₋₆alkynyl, perfluoroalkyl, F, Cl, Br, R¹⁰O-, R¹¹S(O)_m-, R¹⁰C(O)NH-, (R¹⁰)₂NC(O)-, R¹⁰₂N.(NR¹⁰)-, CN, R¹⁰C(O)-, N₃,
 5 -N(R¹⁰)₂, or R¹⁰OC(O)NH-; R⁹ is selected from: a) hydrogen, b) alkenyl, alkynyl, perfluoroalkyl, F, Cl, Br, R¹⁰O-, R¹¹S(O)_m-, R¹⁰C(O)NR¹⁰-, (R¹⁰)₂NC(O)-, R¹⁰₂N.(NR¹⁰)-, CN, NO₂, R¹⁰C(O)-, N₃, -N(R¹⁰)₂, or R¹¹OC(O)NR¹⁰-, and c) C₁₋₆alkyl unsubstituted or substituted by perfluoroalkyl, F, Cl, Br, R¹⁰O-, R¹¹S(O)_m-, R¹⁰C(O)NR¹⁰-, (R¹⁰)₂NC(O)-, R¹⁰₂N.(NR¹⁰)-, CN, R¹⁰C(O)-, N₃, -N(R¹⁰)₂, or R¹¹OC(O)NR¹⁰-. R¹⁰ is independently selected from hydrogen, C₁₋₆alkyl, benzyl and aryl; R¹¹ is independently selected
 10 from C₁₋₆alkyl and aryl; A¹ and A² are independently selected from: a bond, -CH=CH-, -C≡C-, -C(O)-, -C(O)NR¹⁰-, -NR¹⁰C(O)-, O, -N(R¹⁰)-, -S(O)₂N(R¹⁰)-, -N(R¹⁰)S(O)₂-, or S(O)_m; G is H₂, V is selected from: a) hydrogen, b) heterocycle, c) aryl; d) C₁₋₂₀alkyl wherein from 0 to 4 carbon atoms are replaced with a heteroatom selected from O, S, and N, and e) C₂₋₂₀alkenyl, provided that V is not hydrogen if A¹ is S(O)_m and V is not hydrogen if A¹ is a bond, n is 0 and A² is S(O)_m; W is imidazolyl; X is -H₂-, -C(=O)-, or
 15 -S(=O)_m-; Z is unsubstituted C₁₋₆alkyl, substituted C₁₋₆alkyl, unsubstituted C₃₋₆cycloalkyl or substituted C₃₋₆cycloalkyl, wherein the substituted C₁₋₆alkyl and substituted C₃₋₆cycloalkyl is substituted with one or two of the following: a) C₁₋₄alkoxy, b) NR⁶R⁷, c) C₃₋₆cycloalkyl, d) -NR⁶C(O)R⁷, e) HO, f) -S(O)_mR^{6a}, g) halogen, or h) perfluoroalkyl; m is 0, 1 or 2; n is 0, 1, 2, 3 or 4; p is 0, 1, 2, 3 or 4; q is 1 or 2; r is 0 to 5, provided that r is 0 when V is hydrogen; s is 0 or 1; t is 1; and u is 4 or 5; provided that the substituent
 20 (R⁸)_r-V-A¹(CR^{1a})_nA²(CR^{1a})_n- is H; or a pharmaceutically acceptable salt thereof for the manufacture of a medicament for inhibiting farnesyl-protein transferase.

35. A method for inhibiting farnesyl-protein transferase which comprises administering to a mammal in need thereof a therapeutically effective amount of a pharmaceutical composition comprising a pharmaceutical carrier, and dispersed therein, a therapeutically effective amount of a compound of the
 25 formula:





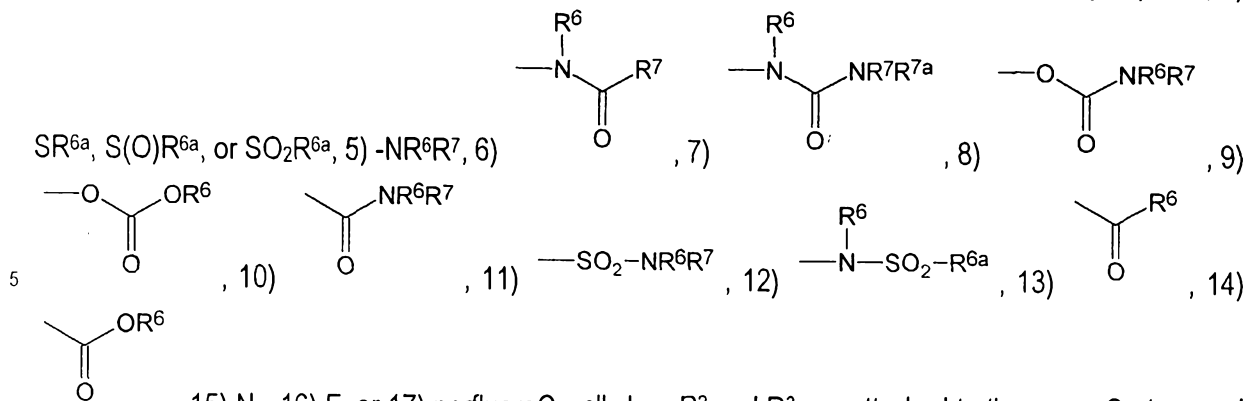


wherein: R^{1a} and R^{1b} are independently selected from: a) hydrogen, b) aryl, heterocycle, C₃₋₁₀cycloalkyl, C₂₋₆alkenyl, C₂₋₆alkynyl, R¹⁰O-, R¹¹S(O)_m-, R¹⁰C(O)NR¹⁰-, CN(R¹⁰)₂NC(O)-, R¹⁰₂N.(NR¹⁰)-, CN, NO₂, R¹⁰C(O)-, N₃, -N(R¹⁰)₂, or R¹¹OC(O)NR¹⁰-, c) unsubstituted or substituted C₁₋₆alkyl wherein the
 30 substituent on the substituted C₁₋₆alkyl is selected from unsubstituted or substituted aryl, heterocyclic, C₃₋₁₀cycloalkyl, C₂₋₆alkenyl, C₂₋₆alkynyl, R¹⁰O-, R¹¹S(O)_m-, R¹⁰C(O)NR¹⁰-, (R¹⁰)₂NC(O)-, R¹⁰₂N.(NR¹⁰)-, CN, R¹⁰C(O)-, N₃, -N(R¹⁰)₂, and R¹¹OC(O)NR¹⁰-; R² and R³ are independently selected from: H; unsubstituted or substituted C₁₋₈alkyl, unsubstituted or substituted C₂₋₈alkenyl, unsubstituted or substituted C₂₋₈alkynyl, unsubstituted or substituted aryl, unsubstituted or substituted heterocycle,



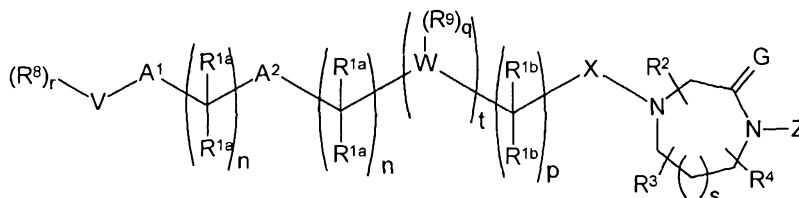


, wherein the substituted group is substituted with one or more of: 1) aryl or heterocycle, unsubstituted or substituted with: a) C₁₋₄alkyl, b) (CH₂)_pOR⁶, c) (CH₂)_pNR⁶R⁷, d) halogen, e) CN, f) aryl or heteroaryl, g) perfluoroC₁₋₄ alkyl, h) SR^{6a}, S(O)R^{6a}, SO₂R^{6a}, 2) C₃₋₆cycloalkyl, 3) OR⁶, 4)

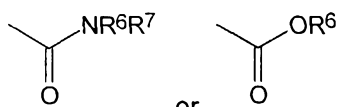


bond, n is 0 and A² is S(O)_m; W is a heterocycle; X is -C(=O)-, or -S(=O)_m-; Z is unsubstituted C₁₋₆alkyl, substituted C₁₋₆alkyl, unsubstituted C₃₋₆cycloalkyl or substituted C₃₋₆cycloalkyl, wherein the substituted C₁₋₆alkyl and substituted C₃₋₆cycloalkyl is substituted with one or two of the following: a) C₁₋₄alkoxy, b) NR⁶R⁷, c) C₃₋₆cycloalkyl, d) -NR⁶C(O)R⁷, e) HO, f) -S(O)_mR^{6a}, g) halogen, or h) perfluoroalkyl; m is 0, 1 or 2; n is 0, 1, 2, 3 or 4; p is 0, 1, 2, 3 or 4; q is 1 or 2; r is 0 to 5, provided that r is 0 when V is hydrogen; s is 0 or 1; t is 0 or 1; and u is 4 or 5; provided that if t is 1, then the substituent (R⁸)_r-V-A¹(CR^{1a2})_nA²(CR^{1a2})_n- is H; or a pharmaceutically acceptable salt thereof.

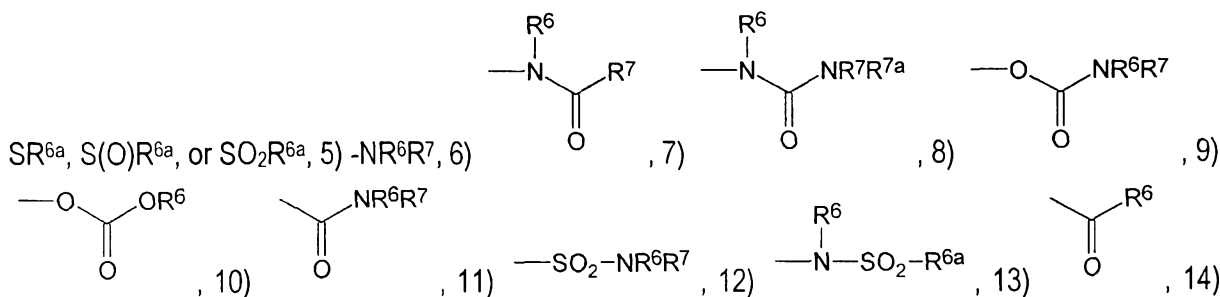
36. A compound of the formula:



10 wherein: R^{1a} and R^{1b} are independently selected from: a) hydrogen, b) aryl, heterocycle, C₃₋₁₀cycloalkyl, C₂₋₆alkenyl, C₂₋₆alkynyl, R¹⁰O-, R¹¹S(O)_m-, R¹⁰C(O)NR¹⁰-, CN(R¹⁰)₂NC(O)-, R¹⁰₂N.(NR¹⁰)-, CN, NO₂, R¹⁰C(O)-, N₃, -N(R¹⁰)₂, or R¹¹OC(O)NR¹⁰-, c) unsubstituted or substituted C₁₋₆alkyl wherein the substituent on the substituted C₁₋₆alkyl is selected from unsubstituted or substituted aryl, heterocyclic, C₃₋₁₀cycloalkyl, C₂₋₆alkenyl, C₂₋₆alkynyl, R¹⁰O-, R¹¹S(O)_m-, R¹⁰C(O)NR¹⁰-, (R¹⁰)₂NC(O)-, R¹⁰₂N.(NR¹⁰)-, CN, R¹⁰C(O)-, N₃, -N(R¹⁰)₂, and R¹¹OC(O)NR¹⁰-; R² and R³ are independently selected from: H; unsubstituted or substituted C₁₋₈alkyl, unsubstituted or substituted C₂₋₈alkenyl, unsubstituted or substituted C₂₋₈alkynyl, unsubstituted or substituted aryl, unsubstituted or substituted heterocycle,

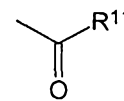


, wherein the substituted group is substituted with one or more of: 1) aryl or heterocycle, unsubstituted or substituted with: a) C₁₋₄alkyl, b) (CH₂)_pOR⁶, c) (CH₂)_pNR⁶R⁷, d) halogen, e) CN, f) aryl or heteroaryl, g) perfluoroC₁₋₄alkyl, h) SR^{6a}, S(O)R^{6a}, SO₂R^{6a}, 2) C₃₋₆cycloalkyl, 3) OR⁶, 4)

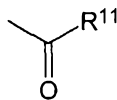


, 15) N₃, 16) F, or 17) perfluoroC₁₋₄alkyl; or R² and R³ are attached to the same C atom and are combined to form -(CH₂)_u- wherein one of the carbon atoms is optionally replaced by a moiety selected from: O, S(O)_m-, -NC(O)-, and -N(COR¹⁰)-; R⁴ is selected from H and CH₃; and any two of R², R³ and R⁴ are optionally attached to the same carbon atom; R⁶, R⁷ and R^{7a} are independently selected from: H; C₁₋₄alkyl, C₃₋₆cycloalkyl, heterocycle, aryl, aroyl, heteroaryl, arylsulfonyl, heteroarylsulfonyl,





unsubstituted or substituted with: a) C₁₋₄alkoxy, b) aryl or heterocycle, c) halogen, d) HO, e) f) -SO₂R¹¹, or g) N(R¹⁰)₂; or R⁶ and R⁷ may be joined in a ring; R⁷ and R^{7a} may be joined in a ring; R^{6a} is selected from: C₁₋₄alkyl, C₃₋₆cycloalkyl, heterocycle, aryl, unsubstituted or substituted with: a) C₁₋₄alkoxy,



b) aryl or heterocycle, c) halogen, d) HO, e) f) -SO₂R¹¹, or g) N(R¹⁰)₂; R⁸ is independently

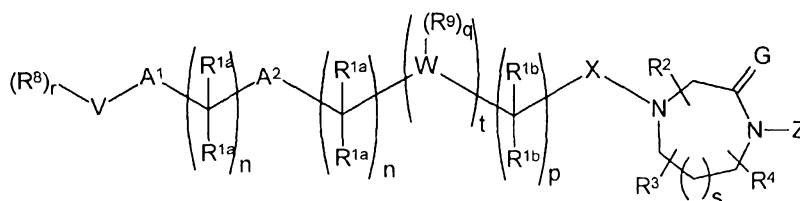
5 selected from: a) hydrogen, b) aryl, heterocycle, C₃₋₁₀cycloalkyl, C₂₋₆alkenyl, C₂₋₆alkynyl, perfluoroalkyl, F, Cl, Br, R¹⁰O-, R¹¹S(O)_m-, R¹⁰C(O)NR¹⁰-, (R¹⁰)₂NC(O)-, R¹⁰₂N.(NR¹⁰)-, CN, NO₂, R¹⁰C(O)-, N₃, -N(R¹⁰)₂, or R¹¹OC(O)NR¹⁰-, and c) C₁₋₆alkyl unsubstituted or substituted by aryl, cyanophenyl, heterocycle, C₃₋₁₀cycloalkyl, C₂₋₆alkenyl, C₂₋₆alkynyl, perfluoroalkyl, F, Cl, Br, R¹⁰O-, R¹¹S(O)_m-, R¹⁰C(O)NH-, (R¹⁰)₂NC(O)-, R¹⁰₂N.(NR¹⁰)-, CN, R¹⁰C(O)-, N₃, -N(R¹⁰)₂, or R¹⁰OC(O)NH-; R⁹ is selected

10 from: a) hydrogen, b) alkenyl, alkynyl, perfluoroalkyl, F, Cl, Br, R¹⁰O-, R¹¹S(O)_m-, R¹⁰C(O)NR¹⁰-, (R¹⁰)₂NC(O)-, R¹⁰₂N.(NR¹⁰)-, CN, NO₂, R¹⁰C(O)-, N₃, -N(R¹⁰)₂, or R¹¹OC(O)NR¹⁰-, and c) C₁₋₆alkyl unsubstituted or substituted by perfluoroalkyl, F, Cl, Br, R¹⁰O-, R¹¹S(O)_m-, R¹⁰C(O)NR¹⁰-, (R¹⁰)₂NC(O)-, R¹⁰₂N.(NR¹⁰)-, CN, R¹⁰C(O)-, N₃, -N(R¹⁰)₂, or R¹¹OC(O)NR¹⁰-; R¹⁰ is independently selected from hydrogen, C₁₋₆alkyl, benzyl and aryl; R¹¹ is independently selected from C₁₋₆alkyl and aryl; A¹ and A² are

15 independently selected from: a bond, -CH=CH-, -C≡C-, -C(O)-, -C(O)NR¹⁰-, -NR¹⁰C(O)-, O, -N(R¹⁰)-, -S(O)₂N(R¹⁰)-, -N(R¹⁰)S(O)₂-, or S(O)_m; G is H₂ or O; V is selected from: a) hydrogen, b) heterocycle, c) aryl, d) C₁₋₂₀alkyl wherein from 0 to 4 carbon atoms are replaced with a heteroatom selected from O, S, and N, and e) C₂₋₂₀alkenyl, provided that V is not hydrogen if A¹ is S(O)_m and V is not hydrogen if A¹ is a bond, n is 0 and A² is S(O)_m; W is a heterocycle; X is -C(=O)-, or -S(=O)_m-; Z is unsubstituted C₁₋₆alkyl,

20 substituted C₁₋₆alkyl, unsubstituted C₃₋₆cycloalkyl or substituted C₃₋₆cycloalkyl, wherein the substituted C₁₋₆alkyl and substituted C₃₋₆cycloalkyl is substituted with one or two of the following: a) C₁₋₄alkoxy, b) NR⁶R⁷, c) C₃₋₆cycloalkyl, d) -NR⁶C(O)R⁷, e) HO, f) -S(O)_mR^{6a}, g) halogen, or h) perfluoroalkyl; m is 0, 1 or 2; n is 0, 1, 2, 3 or 4; p is 0, 1, 2, 3 or 4; q is 1 or 2; r is 0 to 5, provided that r is 0 when V is hydrogen; s is 0 or 1; t is 0 or 1; and u is 4 or 5; provided that if t is 1, then the substituent (R⁸)_r-A¹(CR^{1a})_nA²(CR^{1a})_n- is H; or a pharmaceutically acceptable salt thereof when used in inhibiting farnesyl-protein transferase.

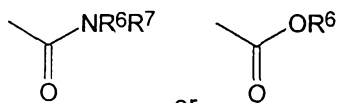
37. The use of a compound of the formula:



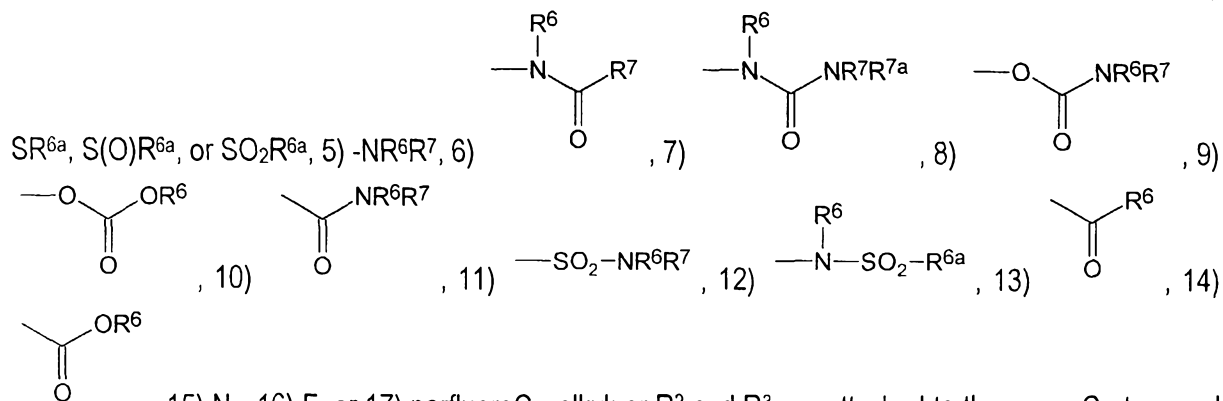
wherein: R^{1a} and R^{1b} are independently selected from: a) hydrogen, b) aryl, heterocycle, C₃₋₁₀cycloalkyl, 30 C₂₋₆alkenyl, C₂₋₆alkynyl, R¹⁰O-, R¹¹S(O)_m-, R¹⁰C(O)NR¹⁰-, CN(R¹⁰)₂NC(O)-, R¹⁰₂N.(NR¹⁰)-, CN, NO₂, R¹⁰C(O)-, N₃, -N(R¹⁰)₂, or R¹¹OC(O)NR¹⁰-, c) unsubstituted or substituted C₁₋₆alkyl wherein the substituent on the substituted C₁₋₆alkyl is selected from unsubstituted or substituted aryl, heterocyclic,



C₃₋₁₀cycloalkyl, C₂₋₆alkenyl, C₂₋₆alkynyl, R¹⁰O-, R¹¹S(O)_m-, R¹⁰C(O)NR¹⁰-, (R¹⁰)₂NC(O)-, R¹⁰₂N.(NR¹⁰)-, CN, R¹⁰C(O)-, N₃, -N(R¹⁰)₂, and R¹¹OC(O)NR¹⁰-; R² and R³ are independently selected from: H; unsubstituted or substituted C₁₋₈alkyl, unsubstituted or substituted C₂₋₈alkenyl, unsubstituted or substituted C₂₋₈alkynyl, unsubstituted or substituted aryl, unsubstituted or substituted heterocycle,



, wherein the substituted group is substituted with one or more of: 1) aryl or heterocycle, unsubstituted or substituted with: a) C₁₋₄alkyl, b) (CH₂)_pOR⁶, c) (CH₂)_pNR⁶R⁷, d) halogen, e) CN, f) aryl or heteroaryl, g) perfluoroC₁₋₄ alkyl, h) SR^{6a}, S(O)R^{6a}, SO₂R^{6a}, 2) C₃₋₆cycloalkyl, 3) OR⁶, 4)



unsubstituted or substituted with: a) C₁₋₄alkoxy, b) aryl or heterocycle, c) halogen, d) HO, e) $\begin{array}{c} \text{R}^{11} \\ | \\ \text{C} \\ // \\ \text{O} \end{array}$, f) -SO₂R¹¹, or g) N(R¹⁰)₂; or R⁶ and R⁷ may be joined in a ring; R⁷ and R^{7a} may be joined in a ring; R^{6a} is selected from: C₁₋₄alkyl, C₃₋₆cycloalkyl, heterocycle, aryl, unsubstituted or substituted with: a) C₁₋₄alkoxy,

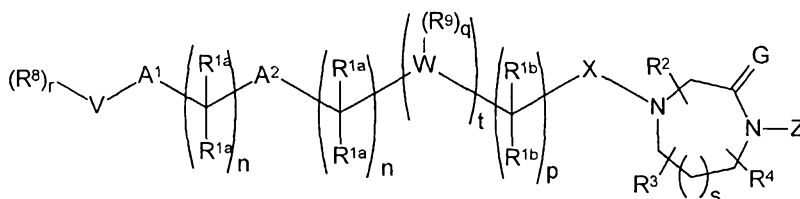
b) aryl or heterocycle, c) halogen, d) HO, e) $\begin{array}{c} \text{R}^{11} \\ | \\ \text{C} \\ // \\ \text{O} \end{array}$, f) -SO₂R¹¹, or g) N(R¹⁰)₂; R⁸ is independently selected from: a) hydrogen, b) aryl, heterocycle, C₃₋₁₀cycloalkyl, C₂₋₆alkenyl, C₂₋₆alkynyl, perfluoroalkyl, F, Cl, Br, R¹⁰O-, R¹¹S(O)_m-, R¹⁰C(O)NR¹⁰-, (R¹⁰)₂NC(O)-, R¹⁰₂N.(NR¹⁰)-, CN, NO₂, R¹⁰C(O)-, N₃, -N(R¹⁰)₂, or R¹¹OC(O)NR¹⁰-, and c) C₁₋₆alkyl unsubstituted or substituted by aryl, cyanophenyl, heterocycle, C₃₋₁₀cycloalkyl, C₂₋₆alkenyl, C₂₋₆alkynyl, perfluoroalkyl, F, Cl, Br, R¹⁰O-, R¹¹S(O)_m-, R¹⁰C(O)NH-, (R¹⁰)₂NC(O)-, R¹⁰₂N.(NR¹⁰)-, CN, R¹⁰C(O)-, N₃, -N(R¹⁰)₂, or R¹⁰OC(O)NH-; R⁹ is selected from: a) hydrogen, b) alkenyl, alkynyl, perfluoroalkyl, F, Cl, Br, R¹⁰O-, R¹¹S(O)_m-, R¹⁰C(O)NR¹⁰-, (R¹⁰)₂NC(O)-, R¹⁰₂N.(NR¹⁰)-, CN, NO₂, R¹⁰C(O)-, N₃, -N(R¹⁰)₂, or R¹¹OC(O)NR¹⁰-, and c) C₁₋₆alkyl unsubstituted or substituted by perfluoroalkyl, F, Cl, Br, R¹⁰O-, R¹¹S(O)_m-, R¹⁰C(O)NR¹⁰-, (R¹⁰)₂NC(O)-, R¹⁰₂N.(NR¹⁰)-, CN, R¹⁰C(O)-, N₃, -N(R¹⁰)₂, or R¹¹OC(O)NR¹⁰-; R¹⁰ is independently selected from hydrogen, C₁₋₆alkyl, benzyl and aryl; R¹¹ is independently selected from C₁₋₆alkyl and aryl; A¹ and A² are

unsubstituted or substituted with: a) C₁₋₄alkoxy, b) aryl or heterocycle, c) halogen, d) HO, e) $\begin{array}{c} \text{R}^{11} \\ | \\ \text{C} \\ // \\ \text{O} \end{array}$, f) -SO₂R¹¹, or g) N(R¹⁰)₂; R⁸ is independently selected from: a) hydrogen, b) aryl, heterocycle, C₃₋₁₀cycloalkyl, C₂₋₆alkenyl, C₂₋₆alkynyl, perfluoroalkyl, F, Cl, Br, R¹⁰O-, R¹¹S(O)_m-, R¹⁰C(O)NR¹⁰-, (R¹⁰)₂NC(O)-, R¹⁰₂N.(NR¹⁰)-, CN, NO₂, R¹⁰C(O)-, N₃, -N(R¹⁰)₂, or R¹¹OC(O)NR¹⁰-, and c) C₁₋₆alkyl unsubstituted or substituted by aryl, cyanophenyl, heterocycle, C₃₋₁₀cycloalkyl, C₂₋₆alkenyl, C₂₋₆alkynyl, perfluoroalkyl, F, Cl, Br, R¹⁰O-, R¹¹S(O)_m-, R¹⁰C(O)NH-, (R¹⁰)₂NC(O)-, R¹⁰₂N.(NR¹⁰)-, CN, R¹⁰C(O)-, N₃, -N(R¹⁰)₂, or R¹⁰OC(O)NH-; R⁹ is selected from: a) hydrogen, b) alkenyl, alkynyl, perfluoroalkyl, F, Cl, Br, R¹⁰O-, R¹¹S(O)_m-, R¹⁰C(O)NR¹⁰-, (R¹⁰)₂NC(O)-, R¹⁰₂N.(NR¹⁰)-, CN, NO₂, R¹⁰C(O)-, N₃, -N(R¹⁰)₂, or R¹¹OC(O)NR¹⁰-, and c) C₁₋₆alkyl unsubstituted or substituted by perfluoroalkyl, F, Cl, Br, R¹⁰O-, R¹¹S(O)_m-, R¹⁰C(O)NR¹⁰-, (R¹⁰)₂NC(O)-, R¹⁰₂N.(NR¹⁰)-, CN, R¹⁰C(O)-, N₃, -N(R¹⁰)₂, or R¹¹OC(O)NR¹⁰-; R¹⁰ is independently selected from hydrogen, C₁₋₆alkyl, benzyl and aryl; R¹¹ is independently selected from C₁₋₆alkyl and aryl; A¹ and A² are

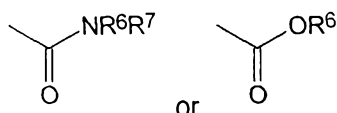


independently selected from: a bond, $-\text{CH}=\text{CH}-$, $-\text{C}\equiv\text{C}-$, $-\text{C}(\text{O})-$, $-\text{C}(\text{O})\text{NR}^{10}-$, $-\text{NR}^{10}\text{C}(\text{O})-$, O , $-\text{N}(\text{R}^{10})-$, $-\text{S}(\text{O})_2\text{N}(\text{R}^{10})-$, $-\text{N}(\text{R}^{10})\text{S}(\text{O})_2-$, or $\text{S}(\text{O})_m$; G is H_2 or O ; V is selected from: a) hydrogen, b) heterocycle, c) aryl, d) C_{1-20} alkyl wherein from 0 to 4 carbon atoms are replaced with a heteroatom selected from O , S , and N , and e) C_{2-20} alkenyl, provided that V is not hydrogen if A^1 is $\text{S}(\text{O})_m$ and V is not hydrogen if A^1 is a bond, n is 0 and A^2 is $\text{S}(\text{O})_m$; W is a heterocycle; X is $-\text{C}(=\text{O})-$, or $-\text{S}(=\text{O})_m-$; Z is unsubstituted C_{1-6} alkyl, substituted C_{1-6} alkyl, unsubstituted C_{3-6} cycloalkyl or substituted C_{3-6} cycloalkyl, wherein the substituted C_{1-6} alkyl and substituted C_{3-6} cycloalkyl is substituted with one or two of the following: a) C_{1-4} alkoxy, b) NR^6R^7 , c) C_{3-6} cycloalkyl, d) $-\text{NR}^6\text{C}(\text{O})\text{R}^7$, e) HO , f) $-\text{S}(\text{O})_m\text{R}^{6a}$, g) halogen, or h) perfluoroalkyl; m is 0, 1 or 2; n is 0, 1, 2, 3 or 4; p is 0, 1, 2, 3 or 4; q is 1 or 2; r is 0 to 5, provided that r is 0 when V is hydrogen; s is 0 or 1; t is 0 or 1; and u is 4 or 5; provided that if t is 1, then the substituent $(\text{R}^8)_r-\text{V}-\text{A}^1(\text{CR}^{1a_2})_n\text{A}^2(\text{CR}^{1a_2})_n-$ is H ; or a pharmaceutically acceptable salt thereof for the manufacture of a medicament for inhibiting farnesyl-protein transferase.

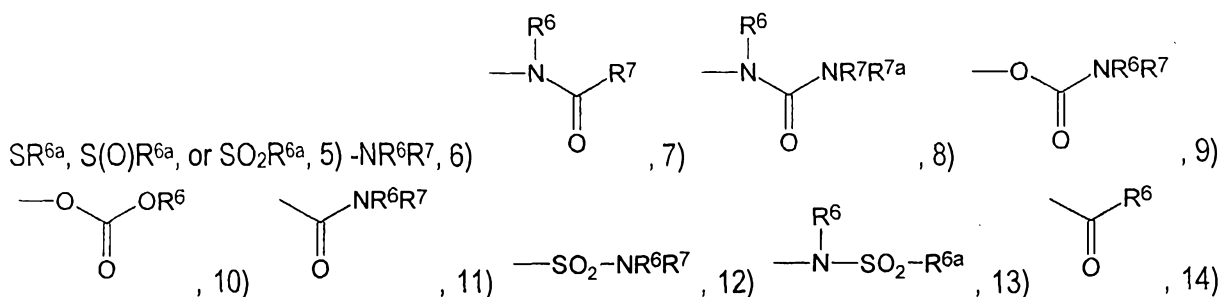
38. A method for treating cancer which comprises administering to a mammal in need thereof a therapeutically effective amount of a pharmaceutical composition comprising a pharmaceutical carrier, and dispersed therein, a therapeutically effective amount of a compound of the formula A:

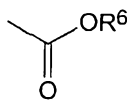


wherein: R^{1a} and R^{1b} are independently selected from: a) hydrogen, b) aryl, heterocycle, C_{3-10} cycloalkyl, C_{2-6} alkenyl, C_{2-6} alkynyl, $\text{R}^{10}\text{O}-$, $\text{R}^{11}\text{S}(\text{O})_m-$, $\text{R}^{10}\text{C}(\text{O})\text{NR}^{10}-$, $\text{CN}(\text{R}^{10})_2\text{NC}(\text{O})-$, $\text{R}^{10}_2\text{N}(\text{NR}^{10})-$, CN , NO_2 , $\text{R}^{10}\text{C}(\text{O})-$, N_3 , $-\text{N}(\text{R}^{10})_2$, or $\text{R}^{11}\text{OC}(\text{O})\text{NR}^{10}-$, c) unsubstituted or substituted C_{1-6} alkyl wherein the substituent on the substituted C_{1-6} alkyl is selected from unsubstituted or substituted aryl, heterocyclic, C_{3-10} cycloalkyl, C_{2-6} alkenyl, C_{2-6} alkynyl, $\text{R}^{10}\text{O}-$, $\text{R}^{11}\text{S}(\text{O})_m-$, $\text{R}^{10}\text{C}(\text{O})\text{NR}^{10}-$, $(\text{R}^{10})_2\text{NC}(\text{O})-$, $\text{R}^{10}_2\text{N}(\text{NR}^{10})-$, CN , $\text{R}^{10}\text{C}(\text{O})-$, N_3 , $-\text{N}(\text{R}^{10})_2$, and $\text{R}^{11}\text{OC}(\text{O})-\text{NR}^{10}-$; R^2 and R^3 are independently selected from: H ; unsubstituted or substituted C_{1-8} alkyl, unsubstituted or substituted C_{2-8} alkenyl, unsubstituted or substituted C_{2-8} alkynyl, unsubstituted or substituted aryl, unsubstituted or substituted heterocycle,

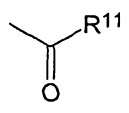


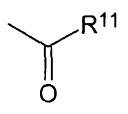
, wherein the substituted group is substituted with one or more of: 1) aryl or heterocycle, unsubstituted or substituted with: a) C_{1-4} alkyl, b) $(\text{CH}_2)_p\text{OR}^6$, c) $(\text{CH}_2)_p\text{NR}^6\text{R}^7$, d) halogen, e) CN , f) aryl or heteroaryl, g) perfluoro C_{1-4} alkyl, h) SR^{6a} , $\text{S}(\text{O})\text{R}^{6a}$, SO_2R^{6a} , 2) C_{3-6} cycloalkyl, 3) OR^6 , 4)





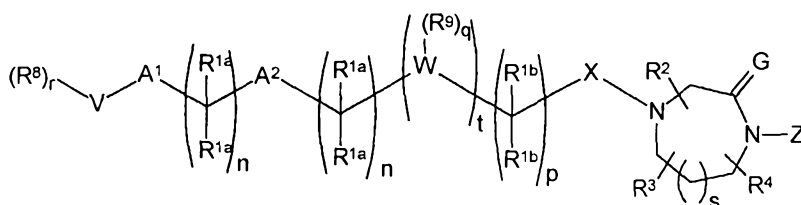
, 15) N₃, 16) F, or 17) perfluoroC₁₋₄alkyl; or R² and R³ are attached to the same C atom and are combined to form -(CH₂)_u- wherein one of the carbon atoms is optionally replaced by a moiety selected from: O, S(O)_m, -NC(O)-, and -N(COR¹⁰)-; R⁴ is selected from H and CH₃; and any two of R², R³ and R⁴ are optionally attached to the same carbon atom; R⁶, R⁷ and R^{7a} are independently selected
5 from: H; C₁₋₄alkyl, C₃₋₆cycloalkyl, heterocycle, aryl, aroyl, heteroaroyl, arylsulfonyl, heteroarylsulfonyl,

unsubstituted or substituted with: a) C₁₋₄alkoxy, b) aryl or heterocycle, c) halogen, d) HO, e) , f) -SO₂R¹¹, or g) N(R¹⁰)₂; or R⁶ and R⁷ may be joined in a ring; R⁷ and R^{7a} may be joined in a ring; R^{6a} is selected from: C₁₋₄alkyl, C₃₋₆cycloalkyl, heterocycle, aryl, unsubstituted or substituted with: a) C₁₋₄alkoxy,


b) aryl or heterocycle, c) halogen, d) HO, e) , f) -SO₂R¹¹, or g) N(R¹⁰)₂; R⁸ is independently
10 selected from: a) hydrogen, b) aryl, heterocycle, C₃₋₁₀cycloalkyl, C₂₋₆alkenyl, C₂₋₆alkynyl, perfluoroalkyl, F, Cl, Br, R¹⁰O-, R¹¹S(O)_m-, R¹⁰C(O)NR¹⁰-, (R¹⁰)₂NC(O)-, R¹⁰₂N.(NR¹⁰)-, CN, NO₂, R¹⁰C(O)-, N₃, -N(R¹⁰)₂, or R¹¹OC(O)NR¹⁰-, and c) C₁₋₆alkyl unsubstituted or substituted by aryl, cyanophenyl, heterocycle, C₃₋₁₀cycloalkyl, C₂₋₆alkenyl, C₂₋₆alkynyl, perfluoroalkyl, F, Cl, Br, R¹⁰O-, R¹¹S(O)_m-, R¹⁰C(O)NH, (R¹⁰)₂NC(O)-, R¹⁰₂N.(NR¹⁰)-, CN, R¹⁰C(O)-, N₃, -N(R¹⁰)₂, or R¹¹OC(O)NH-; R⁹ is selected
15 from: a) hydrogen, b) alkenyl, alkynyl, perfluoroalkyl, F, Cl, Br, R¹⁰O-, R¹¹S(O)_m-, R¹⁰C(O)NR¹⁰-, (R¹⁰)₂NC(O)-, R¹⁰₂N.(NR¹⁰)-, CN, NO₂, R¹⁰C(O)-, N₃, -N(R¹⁰)₂, or R¹¹OC(O)NR¹⁰-, and c) C₁₋₆alkyl unsubstituted or substituted by perfluoroalkyl, F, Cl, Br, R¹⁰O-, R¹¹S(O)_m-, R¹⁰C(O)NR¹⁰-, (R¹⁰)₂NC(O)-, R¹⁰₂N.(NR¹⁰)-, CN, R¹⁰C(O)-, N₃, -N(R¹⁰)₂, or R¹¹OC(O)NR¹⁰-.; R¹⁰ is independently selected from hydrogen, C₁₋₆alkyl, benzyl and aryl; R¹¹ is independently selected from C₁₋₆alkyl and aryl; A¹ and A² are
20 independently selected from: a bond, -CH=CH-, -C≡C-, -C(O)-, -C(O)NR¹⁰-, -NR¹⁰C(O)-, O, -N(R¹⁰)-, -S(O)₂N(R¹⁰)-, -N(R¹⁰)S(O)₂-, or S(O)_m; G is H₂; V is selected from: a) hydrogen, b) heterocycle, c) aryl, d) C₁₋₂₀alkyl wherein from 0 to 4 carbon atoms are replaced with a heteroatom selected from O, S, and N, and e) C₂₋₂₀ alkenyl, provided that V is not hydrogen if A¹ is S(O)_m and V is not hydrogen if A¹ is a bond, n is 0 and A² is S(O)_m; W is imidazolyl; X is -CH₂-, -C(=O)-, or -S(=O)_m-; Z is unsubstituted C₁₋₆alkyl, substituted C₁₋₆alkyl, unsubstituted C₃₋₆cycloalkyl or substituted C₃₋₆cycloalkyl, wherein the substituted C₁₋₆alkyl and substituted C₃₋₆cycloalkyl is substituted with one or two of the following: a) C₁₋₄alkoxy, b) NR⁶R⁷, c) C₃₋₆cycloalkyl, d) -NR⁶C(O)R⁷, e) HO, f) -S(O)_mR^{6a}, g) halogen, or h) perfluoroalkyl; m is 0, 1 or 2; n is 0, 1, 2, 3 or 4; p is 0, 1, 2, 3 or 4; q is 1 or 2; r is 0 to 5, provided that r is 0 when V is hydrogen; s is 0 or 1; t is 1; and u is 4 or 5; provided that the substituent (R⁸)_r-V-
30 A¹(CR^{1a2})_nA²(CR^{1a2})_n- is H; or a pharmaceutically acceptable salt thereof.

39. A compound of the formula A:

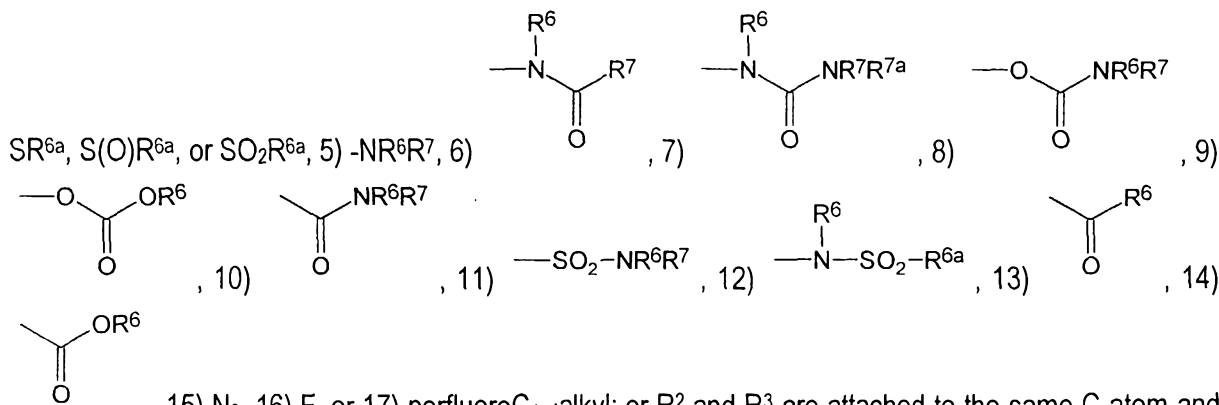




wherein: R^{1a} and R^{1b} are independently selected from: a) hydrogen, b) aryl, heterocycle, C₃₋₁₀cycloalkyl, C₂₋₆alkenyl, C₂₋₆alkynyl, R¹⁰O-, R¹¹S(O)_m-, R¹⁰C(O)NR¹⁰-, CN(R¹⁰)₂NC(O)-, R¹⁰₂N-(NR¹⁰)-, CN, NO₂, R¹⁰C(O)-, N₃, -N(R¹⁰)₂, or R¹¹OC(O)NR¹⁰-, c) unsubstituted or substituted C₁₋₆alkyl wherein the substituted C₁₋₆alkyl is selected from unsubstituted or substituted aryl, heterocyclic, C₃₋₁₀cycloalkyl, C₂₋₆alkenyl, C₂₋₆alkynyl, R¹⁰O-, R¹¹S(O)_m-, R¹⁰C(O)NR¹⁰-, (R¹⁰)₂NC(O)-, R¹⁰₂N-(NR¹⁰)-, CN, R¹⁰C(O)-, N₃, -N(R¹⁰)₂, and R¹¹OC(O)-NR¹⁰-; R² and R³ are independently selected from: H; unsubstituted or substituted C₁₋₈alkyl, unsubstituted or substituted C₂₋₈alkenyl, unsubstituted or substituted C₂₋₈alkynyl, unsubstituted or substituted aryl, unsubstituted or substituted heterocycle,



10 or , wherein the substituted group is substituted with one or more of: 1) aryl or heterocycle, unsubstituted or substituted with: a) C₁₋₄alkyl, b) (CH₂)_pOR⁶, c) (CH₂)_pNR⁶R⁷, d) halogen, e) CN, f) aryl or heteroaryl, g) perfluoroC₁₋₄alkyl, h) SR^{6a}, S(O)R^{6a}, SO₂R^{6a}, 2) C₃₋₆cycloalkyl, 3) OR⁶, 4)



15 , 15) N₃, 16) F, or 17) perfluoroC₁₋₄alkyl; or R² and R³ are attached to the same C atom and are combined to form -(CH₂)_u- wherein one of the carbon atoms is optionally replaced by a moiety selected from: O, S(O)_m-, -NC(O)-, and -N(COR¹⁰)-; R⁴ is selected from H and CH₃; and any two of R², R³ and R⁴ are optionally attached to the same carbon atom; R⁶, R⁷ and R^{7a} are independently selected from: H; C₁₋₄alkyl, C₃₋₆cycloalkyl, heterocycle, aryl, aroyl, heteroaroyl, arylsulfonyl, heteroarylsulfonyl,

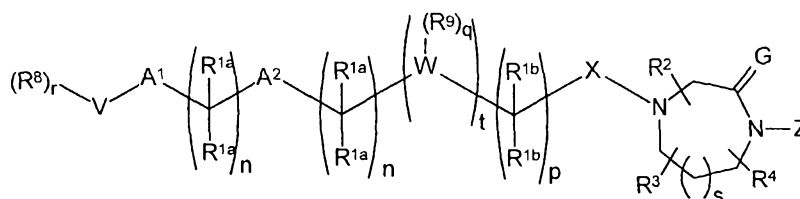
20 unsubstituted or substituted with: a) C₁₋₄alkoxy, b) aryl or heterocycle, c) halogen, d) HO, e) , f) -SO₂R¹¹, or g) N(R¹⁰)₂; or R⁶ and R⁷ may be joined in a ring; R⁷ and R^{7a} may be joined in a ring; R^{6a} is selected from: C₁₋₄alkyl, C₃₋₆cycloalkyl, heterocycle, aryl, unsubstituted or substituted with: a) C₁₋₄alkoxy,

b) aryl or heterocycle, c) halogen, d) HO, e) , f) -SO₂R¹¹, or g) N(R¹⁰)₂; R⁸ is independently selected from: a) hydrogen, b) aryl, heterocycle, C₃₋₁₀cycloalkyl, C₂₋₆alkenyl, C₂₋₆alkynyl, perfluoroalkyl,

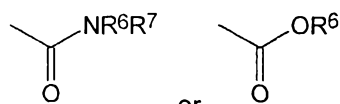


F, Cl, Br, $R^{10}O-$, $R^{11}S(O)_m-$, $R^{10}C(O)NR^{10}-$, $(R^{10})_2NC(O)-$, $R^{10}_2N.(NR^{10})-$, CN, NO_2 , $R^{10}C(O)-$, N_3 , $-N(R^{10})_2$, or $R^{11}OC(O)NR^{10}-$, and c) C_{1-6} alkyl unsubstituted or substituted by aryl, cyanophenyl, heterocycle, C_{3-10} cycloalkyl, C_{2-6} alkenyl, C_{2-6} alkynyl, perfluoroalkyl, F, Cl, Br, $R^{10}O-$, $R^{11}S(O)_m-$, $R^{10}C(O)NH$, $(R^{10})_2NC(O)-$, $R^{10}_2N.(NR^{10})-$, CN, $R^{10}C(O)-$, N_3 , $-N(R^{10})_2$, or $R^{10}OC(O)NH-$; R^9 is selected from: a) hydrogen, b) alkenyl, alkynyl, perfluoroalkyl, F, Cl, Br, $R^{10}O-$, $R^{11}S(O)_m-$, $R^{10}C(O)NR^{10}-$, $(R^{10})_2NC(O)-$, $R^{10}_2N.(NR^{10})-$, CN, NO_2 , $R^{10}C(O)-$, N_3 , $-N(R^{10})_2$, or $R^{11}OC(O)NR^{10}-$, and c) C_{1-6} alkyl unsubstituted or substituted by perfluoroalkyl, F, Cl, Br, $R^{10}O-$, $R^{11}S(O)_m-$, $R^{10}C(O)NR^{10}-$, $(R^{10})_2NC(O)-$, $R^{10}_2N.(NR^{10})-$, CN, $R^{10}C(O)-$, N_3 , $-N(R^{10})_2$, or $R^{11}OC(O)NR^{10}-$; R^{10} is independently selected from hydrogen, C_{1-6} alkyl, benzyl and aryl; R^{11} is independently selected from C_{1-6} alkyl and aryl; A^1 and A^2 are independently selected from: a bond, $-CH=CH-$, $-C\equiv C-$, $-C(O)-$, $-C(O)NR^{10}-$, $-NR^{10}C(O)-$, O, $-N(R^{10})-$, $-S(O)_2N(R^{10})-$, $-N(R^{10})S(O)_2-$, or $S(O)_m$; G is H_2 ; V is selected from: a) hydrogen, b) heterocycle, c) aryl, d) C_{1-20} alkyl wherein from 0 to 4 carbon atoms are replaced with a heteroatom selected from O, S, and N, and e) C_{2-20} alkenyl, provided that V is not hydrogen if A^1 is $S(O)_m$ and V is not hydrogen if A^1 is a bond, n is 0 and A^2 is $S(O)_m$; W is imidazolyl; X is $-CH_2-$, $-C(=O)-$, or $-S(=O)_m-$; Z is unsubstituted C_{1-6} alkyl, substituted C_{1-6} alkyl, unsubstituted C_{3-6} cycloalkyl or substituted C_{3-6} cycloalkyl, wherein the substituted C_{1-6} alkyl and substituted C_{3-6} cycloalkyl is substituted with one or two of the following: a) C_{1-4} alkoxy, b) NR^6R^7 , c) C_{3-6} cycloalkyl, d) $-NR^6C(O)R^7$, e) HO, f) $-S(O)_mR^{6a}$, g) halogen, or h) perfluoroalkyl; m is 0, 1 or 2; n is 0, 1, 2, 3 or 4; p is 0, 1, 2, 3 or 4; q is 1 or 2; r is 0 to 5, provided that r is 0 when V is hydrogen; s is 0 or 1; t is 1; and u is 4 or 5; provided that the substituent $(R^8)_r-V-A^1(CR^{1a2})_nA^2(CR^{1a2})_n-$ is H; or a pharmaceutically acceptable salt thereof when used in treating cancer.

40. The use of a compound of the formula A:

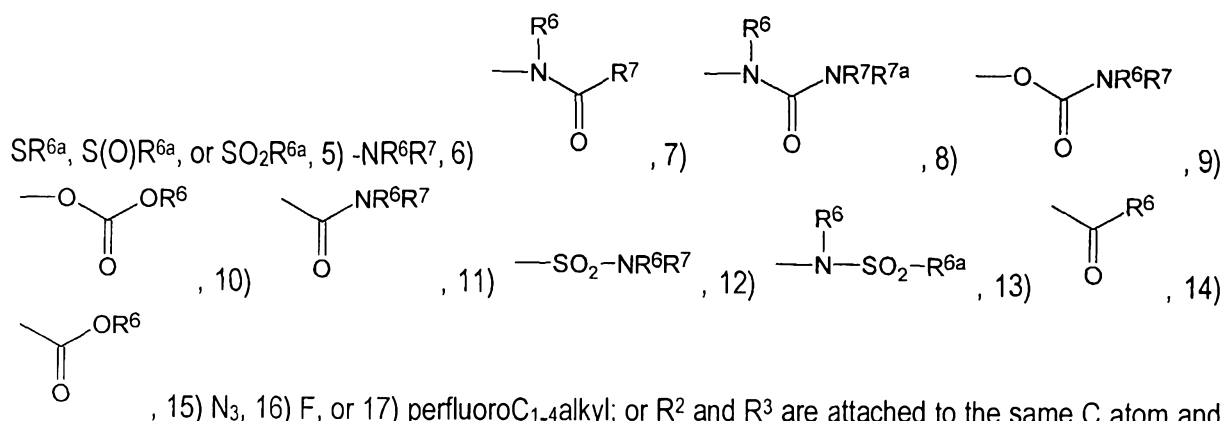


wherein: R^{1a} and R^{1b} are independently selected from: a) hydrogen, b) aryl, heterocycle, C_{3-10} cycloalkyl, C_{2-6} alkenyl, C_{2-6} alkynyl, $R^{10}O-$, $R^{11}S(O)_m-$, $R^{10}C(O)NR^{10}-$, $CN(R^{10})_2NC(O)-$, $R^{10}_2N.(NR^{10})-$, CN, NO_2 , $R^{10}C(O)-$, N_3 , $-N(R^{10})_2$, or $R^{11}OC(O)NR^{10}-$, c) unsubstituted or substituted C_{1-6} alkyl wherein the substituent on the substituted C_{1-6} alkyl is selected from unsubstituted or substituted aryl, heterocyclic, C_{3-10} cycloalkyl, C_{2-6} alkenyl, C_{2-6} alkynyl, $R^{10}O-$, $R^{11}S(O)_m-$, $R^{10}C(O)NR^{10}-$, $(R^{10})_2NC(O)-$, $R^{10}_2N.(NR^{10})-$, CN, $R^{10}C(O)-$, N_3 , $-N(R^{10})_2$, and $R^{11}OC(O)NR^{10}-$; R^2 and R^3 are independently selected from: H; unsubstituted or substituted C_{1-8} alkyl, unsubstituted or substituted C_{2-8} alkenyl, unsubstituted or substituted C_{2-8} alkynyl, unsubstituted or substituted aryl, unsubstituted or substituted heterocycle,



, wherein the substituted group is substituted with one or more of: 1) aryl or heterocycle, unsubstituted or substituted with: a) C_{1-4} alkyl, b) $(CH_2)_pOR^6$, c) $(CH_2)_pNR^6R^7$, d) halogen, e) CN, f) aryl or heteroaryl, g) perfluoro C_{1-4} alkyl, h) SR^{6a} , $S(O)R^{6a}$, SO_2R^{6a} , 2) C_{3-6} cycloalkyl, 3) OR^6 , 4)





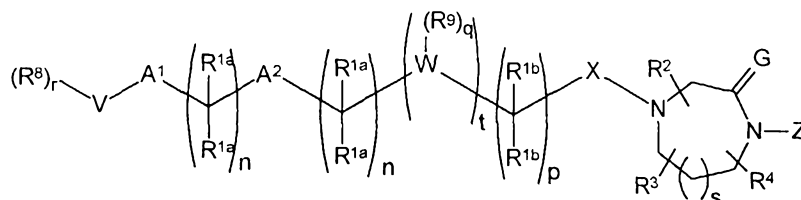
unsubstituted or substituted with: a) C_{1-4} alkoxy, b) aryl or heterocycle, c) halogen, d) HO, e) $-\text{SO}_2\text{R}^{11}$, or g) $\text{N(R}^{10}\text{)}_2$; or R^6 and R^7 may be joined in a ring; R^7 and R^{7a} may be joined in a ring; R^{6a} is selected from: C_{1-4} alkyl, C_{3-6} cycloalkyl, heterocycle, aryl, unsubstituted or substituted with: a) C_{1-4} alkoxy,

b) aryl or heterocycle, c) halogen, d) HO, e) $-\text{SO}_2\text{R}^{11}$, or g) $\text{N(R}^{10}\text{)}_2$; R^8 is independently selected from: a) hydrogen, b) aryl, heterocycle, C_{3-10} cycloalkyl, C_{2-6} alkenyl, C_{2-6} alkynyl, perfluoroalkyl, F, Cl, Br, $\text{R}^{10}\text{O-}$, $\text{R}^{11}\text{S(O)}_m$ -, $\text{R}^{10}\text{C(O)NR}^{10}$ -, $(\text{R}^{10})_2\text{NC(O)-}$, $\text{R}^{10}_2\text{N}(\text{NR}^{10})$ -, CN, NO_2 , $\text{R}^{10}\text{C(O)-}$, N_3 , $-\text{N(R}^{10}\text{)}_2$, or $\text{R}^{11}\text{OC(O)NR}^{10}$ -, and c) C_{1-6} alkyl unsubstituted or substituted by aryl, cyanophenyl, heterocycle, C_{3-10} cycloalkyl, C_{2-6} alkenyl, C_{2-6} alkynyl, perfluoroalkyl, F, Cl, Br, $\text{R}^{10}\text{O-}$, $\text{R}^{11}\text{S(O)}_m$ -, $\text{R}^{10}\text{C(O)NH}$, $(\text{R}^{10})_2\text{NC(O)-}$, $\text{R}^{10}_2\text{N}(\text{NR}^{10})$ -, CN, $\text{R}^{10}\text{C(O)-}$, N_3 , $-\text{N(R}^{10}\text{)}_2$, or $\text{R}^{10}\text{OC(O)NH-}$; R^9 is selected from: a) hydrogen, b) alkenyl, alkynyl, perfluoroalkyl, F, Cl, Br, $\text{R}^{10}\text{O-}$, $\text{R}^{11}\text{S(O)}_m$ -, $\text{R}^{10}\text{C(O)NR}^{10}$ -, $(\text{R}^{10})_2\text{NC(O)-}$, $\text{R}^{10}_2\text{N}(\text{NR}^{10})$ -, CN, NO_2 , $\text{R}^{10}\text{C(O)-}$, N_3 , $-\text{N(R}^{10}\text{)}_2$, or $\text{R}^{11}\text{OC(O)NR}^{10}$ -, and c) C_{1-6} alkyl unsubstituted or substituted by perfluoroalkyl, F, Cl, Br, $\text{R}^{10}\text{O-}$, $\text{R}^{11}\text{S(O)}_m$ -, $\text{R}^{10}\text{C(O)NR}^{10}$ -, $(\text{R}^{10})_2\text{NC(O)-}$, $\text{R}^{10}_2\text{N}(\text{NR}^{10})$ -, CN, $\text{R}^{10}\text{C(O)-}$, N_3 , $-\text{N(R}^{10}\text{)}_2$, or $\text{R}^{11}\text{OC(O)NR}^{10}$ -.; R^{10} is independently selected from hydrogen, C_{1-6} alkyl, benzyl and aryl; R^{11} is independently selected from C_{1-6} alkyl and aryl; A^1 and A^2 are independently selected from: a bond, $-\text{CH}=\text{CH-}$, $-\text{C}\equiv\text{C-}$, $-\text{C(O)-}$, $-\text{C(O)NR}^{10}$ -, $-\text{NR}^{10}\text{C(O)-}$, O, $-\text{N(R}^{10}\text{)-}$, $-\text{S(O)}_2\text{N(R}^{10}\text{)-}$, $-\text{N(R}^{10}\text{)S(O)}_2$ -, or S(O)_m ; G is H_2 ; V is selected from: a) hydrogen, b) heterocycle, c) aryl, d) C_{1-20} alkyl wherein from 0 to 4 carbon atoms are replaced with a heteroatom selected from O, S, and N, and e) C_{2-20} alkenyl, provided that V is not hydrogen if A^1 is S(O)_m and V is not hydrogen if A^1 is a bond, n is 0 and A^2 is S(O)_m ; W is imidazolyl; X is $-\text{CH}_2-$, $-\text{C(=O)-}$, or $-\text{S(=O)}_m$ -, Z is unsubstituted C_{1-6} alkyl, substituted C_{1-6} alkyl, unsubstituted C_{3-6} cycloalkyl or substituted C_{3-6} cycloalkyl, wherein the substituted C_{1-6} alkyl and substituted C_{3-6} cycloalkyl is substituted with one or two of the following: a) C_{1-4} alkoxy, b) NR^6R^7 , c) C_{3-6} cycloalkyl, d) $-\text{NR}^6\text{C(O)R}^7$, e) HO, f) $-\text{S(O)}_m\text{R}^{6a}$, g) halogen, or h) perfluoroalkyl; m is 0, 1 or 2; n is 0, 1, 2, 3 or 4; p is 0, 1, 2, 3 or 4; q is 1 or 2; r is 0 to 5, provided that r

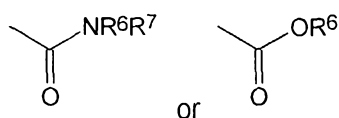


is 0 when V is hydrogen; s is 0 or 1; t is 1; and u is 4 or 5; provided that the substituent $(R^8)_r$ -A¹(CR^{1a})_nA²(CR^{1a})_n- is H; or a pharmaceutically acceptable salt thereof for the manufacture of a medicament for treating cancer.

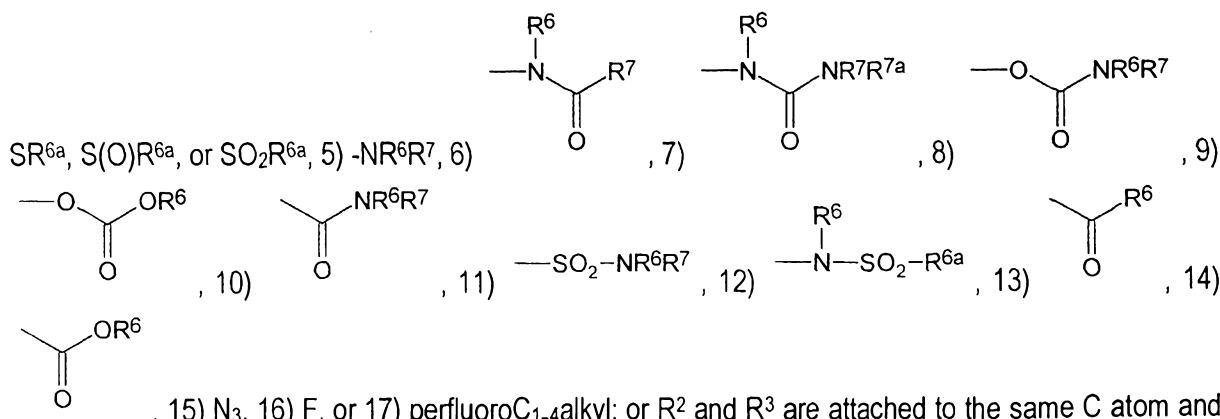
41. A method for treating cancer which comprises administering to a mammal in need thereof a therapeutically effective amount of a pharmaceutical composition comprising a pharmaceutical carrier, and dispersed therein, a therapeutically effective amount of a compound of the formula:



wherein: R^{1a} and R^{1b} are independently selected from: a) hydrogen, b) aryl, heterocycle, C₃₋₁₀cycloalkyl, C₂₋₆alkenyl, C₂₋₆alkynyl, R¹⁰O-, R¹¹S(O)_m-, R¹⁰C(O)NR¹⁰-, CN(R¹⁰)₂NC(O)-, R¹⁰₂N.(NR¹⁰)-, CN, NO₂, R¹⁰C(O)-, N₃, -N(R¹⁰)₂, or R¹¹OC(O)NR¹⁰-, c) unsubstituted or substituted C₁₋₆ alkyl wherein the substituent on the substituted C₁₋₆alkyl is selected from unsubstituted or substituted aryl, heterocyclic, C₃₋₁₀cycloalkyl, C₂₋₆alkenyl, C₂₋₆alkynyl, R¹⁰O-, R¹¹S(O)_m-, R¹⁰C(O)NR¹⁰-, (R¹⁰)₂NC(O)-, R¹⁰₂N.(NR¹⁰)-, CN, R¹⁰C(O)-, N₃, -N(R¹⁰)₂, and R¹¹OC(O)-NR¹⁰-; R² and R³ are independently selected from: H; unsubstituted or substituted C₁₋₈alkyl, unsubstituted or substituted C₂₋₈alkenyl, unsubstituted or substituted C₂₋₈alkynyl, unsubstituted or substituted aryl, unsubstituted or substituted heterocycle,

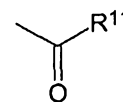


, wherein the substituted group is substituted with one or more of: 1) aryl or heterocycle, unsubstituted or substituted with: a) C₁₋₄alkyl, b) (CH₂)_pOR⁶, c) (CH₂)_pNR⁶R⁷, d) halogen, e) CN, f) aryl or heteroaryl, g) perfluoroC₁₋₄alkyl, h) SR^{6a}, S(O)R^{6a}, SO₂R^{6a}, 2) C₃₋₆cycloalkyl, 3) OR⁶, 4)

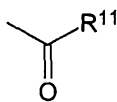


, 15) N₃, 16) F, or 17) perfluoroC₁₋₄alkyl; or R² and R³ are attached to the same C atom and are combined to form -(CH₂)_u- wherein one of the carbon atoms is optionally replaced by a moiety selected from: O, S(O)_m-, -NC(O)-, and -N(COR¹⁰)-; R⁴ is selected from H and CH₃; and any two of R², R³ and R⁴ are optionally attached to the same carbon atom; R⁶, R⁷ and R^{7a} are independently selected from: H; C₁₋₄alkyl, C₃₋₆cycloalkyl, heterocycle, aryl, aroyl, heteroaroyl, arylsulfonyl, heteroarylsulfonyl,

unsubstituted or substituted with: a) C₁₋₄alkoxy, b) aryl or heterocycle, c) halogen, d) HO, e)

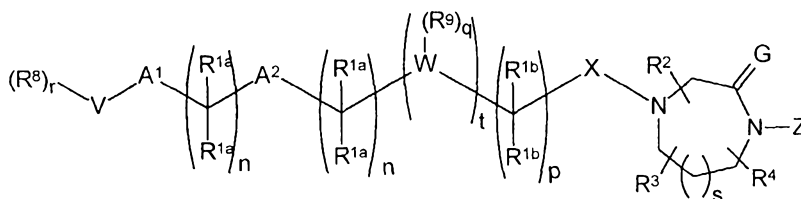


f) $-\text{SO}_2\text{R}^{11}$, or g) $\text{N}(\text{R}^{10})_2$; or R^6 and R^7 may be joined in a ring; R^7 and R^{7a} may be joined in a ring; R^6a is selected from: C_{1-4} alkyl, C_{3-6} cycloalkyl, heterocycle, aryl, unsubstituted or substituted with: a) C_{1-4} alkoxy,



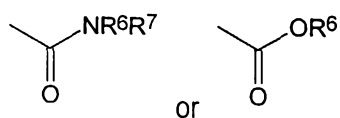
b) aryl or heterocycle, c) halogen, d) HO, e) $-\text{SO}_2\text{R}^{11}$, or g) $\text{N}(\text{R}^{10})_2$; R^8 is independently selected from: a) hydrogen, b) aryl, heterocycle, C_{3-10} cycloalkyl, C_{2-6} alkenyl, C_{2-6} alkynyl, perfluoroalkyl, F, Cl, Br, $\text{R}^{10}\text{O}-$, $\text{R}^{11}\text{S}(\text{O})_m-$, $\text{R}^{10}\text{C}(\text{O})\text{NR}^{10}-$, $(\text{R}^{10})_2\text{NC}(\text{O})-$, $\text{R}^{10}_2\text{N}(\text{NR}^{10})-$, CN, NO_2 , $\text{R}^{10}\text{C}(\text{O})-$, N_3 , $-\text{N}(\text{R}^{10})_2$, or $\text{R}^{11}\text{OC}(\text{O})\text{NR}^{10}-$, and c) C_{1-6} alkyl unsubstituted or substituted by aryl, cyanophenyl, heterocycle, C_{3-10} cycloalkyl, C_{2-6} alkenyl, C_{2-6} alkynyl, perfluoroalkyl, F, Cl, Br, $\text{R}^{10}\text{O}-$, $\text{R}^{11}\text{S}(\text{O})_m-$, $\text{R}^{10}\text{C}(\text{O})\text{NH}$, $(\text{R}^{10})_2\text{NC}(\text{O})-$, $\text{R}^{10}_2\text{N}(\text{NR}^{10})-$, CN, $\text{R}^{10}\text{C}(\text{O})-$, N_3 , $-\text{N}(\text{R}^{10})_2$, or $\text{R}^{10}\text{OC}(\text{O})\text{NH}-$; R^9 is selected from: a) hydrogen, b) alkenyl, alkynyl, perfluoroalkyl, F, Cl, Br, $\text{R}^{10}\text{O}-$, $\text{R}^{11}\text{S}(\text{O})_m$, $\text{R}^{10}\text{C}(\text{O})\text{NR}^{10}-$, $(\text{R}^{10})_2\text{NC}(\text{O})-$, $\text{R}^{10}_2\text{N}(\text{NR}^{10})-$, CN, NO_2 , $\text{R}^{10}\text{C}(\text{O})-$, N_3 , $-\text{N}(\text{R}^{10})_2$, or $\text{R}^{11}\text{OC}(\text{O})\text{NR}^{10}-$, and c) C_{1-6} alkyl unsubstituted or substituted by perfluoroalkyl, F, Cl, Br, $\text{R}^{10}\text{O}-$, $\text{R}^{11}\text{S}(\text{O})_m-$, $\text{R}^{10}\text{C}(\text{O})\text{NR}^{10}-$, $(\text{R}^{10})_2\text{NC}(\text{O})-$, $\text{R}^{10}_2\text{N}(\text{NR}^{10})-$, CN, $\text{R}^{10}\text{C}(\text{O})-$, N_3 , $-\text{N}(\text{R}^{10})_2$, or $\text{R}^{11}\text{OC}(\text{O})\text{NR}^{10}-$; R^{10} is independently selected from hydrogen, C_{1-6} alkyl, benzyl and aryl; R^{11} is independently selected from C_{1-6} alkyl and aryl; A^1 and A^2 are independently selected from: a bond, $-\text{CH}=\text{CH}-$, $-\text{C}\equiv\text{C}-$, $-\text{C}(\text{O})-$, $-\text{C}(\text{O})\text{NR}^{10}-$, $-\text{NR}^{10}\text{C}(\text{O})-$, O, $-\text{N}(\text{R}^{10})-$, $-\text{S}(\text{O})_2\text{N}(\text{R}^{10})-$, $-\text{N}(\text{R}^{10})\text{S}(\text{O})_2-$, or $\text{S}(\text{O})_m$; G is H_2 or O; V is selected from: a) hydrogen, b) heterocycle, c) aryl, d) C_{1-20} alkyl wherein from 0 to 4 carbon atoms are replaced with a heteroatom selected from O, S, and N, and e) C_{2-20} alkenyl, provided that V is not hydrogen if A^1 is $\text{S}(\text{O})_m$ and V is not hydrogen if A^1 is a bond, n is 0 and A^2 is $\text{S}(\text{O})_m$; W is a heterocycle; X is $-\text{C}(=\text{O})-$, or $-\text{S}(=\text{O})_m-$; Z is unsubstituted C_{1-6} alkyl, substituted C_{1-6} alkyl, unsubstituted C_{3-6} cycloalkyl or substituted C_{3-6} cycloalkyl, wherein the substituted C_{1-6} alkyl and substituted C_{3-6} cycloalkyl is substituted with one or two of the following: a) C_{1-4} alkoxy, b) NR^6R^7 , c) C_{3-6} cycloalkyl, d) $-\text{NR}^6\text{C}(\text{O})\text{R}^7$, e) HO, f) $-\text{S}(\text{O})_m\text{R}^{6a}$, g) halogen, or h) perfluoroalkyl; m is 0, 1 or 2; n is 0, 1, 2, 3 or 4; p is 0, 1, 2, 3 or 4; q is 1 or 2; r is 0 to 5, provided that r is 0 when V is hydrogen; s is 0 or 1; t is 0 or 1; and u is 4 or 5; provided that if t is 1, then the substituent $(\text{R}^8)_r\text{V}-\text{A}^1(\text{CR}^{1a})_n\text{A}^2(\text{CR}^{1a})_n-$ is H; or a pharmaceutically acceptable salt thereof.

42. A compound of the formula:

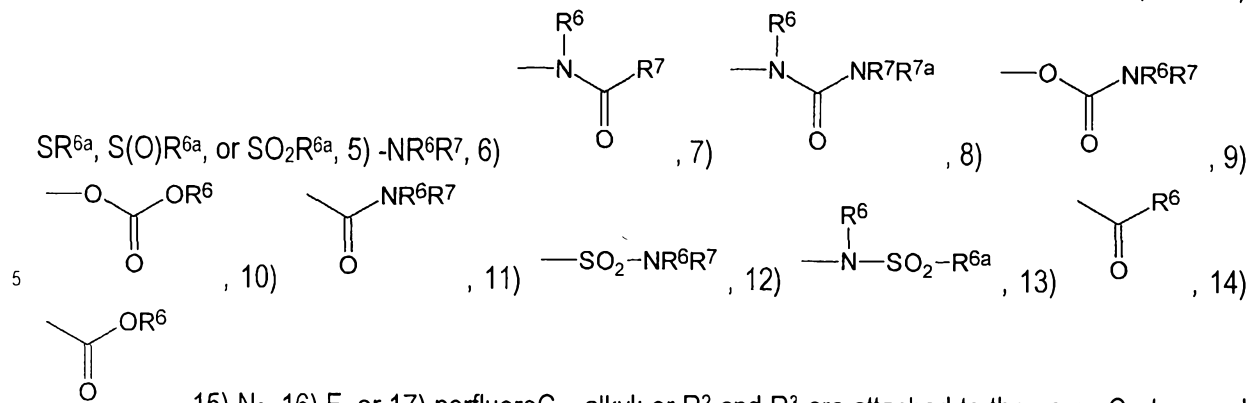


wherein: R^{1a} and R^{1b} are independently selected from: a) hydrogen, b) aryl, heterocycle, C_{3-10} cycloalkyl, C_{2-6} alkenyl, C_{2-6} alkynyl, $\text{R}^{10}\text{O}-$, $\text{R}^{11}\text{S}(\text{O})_m-$, $\text{R}^{10}\text{C}(\text{O})\text{NR}^{10}-$, $\text{CN}(\text{R}^{10})_2\text{NC}(\text{O})-$, $\text{R}^{10}_2\text{N}(\text{NR}^{10})-$, CN, NO_2 , $\text{R}^{10}\text{C}(\text{O})-$, N_3 , $-\text{N}(\text{R}^{10})_2$, or $\text{R}^{11}\text{OC}(\text{O})\text{NR}^{10}-$, c) unsubstituted or substituted C_{1-6} alkyl wherein the substituent on the substituted C_{1-6} alkyl is selected from unsubstituted or substituted aryl, heterocyclic, C_{3-10} cycloalkyl, C_{2-6} alkenyl, C_{2-6} alkynyl, $\text{R}^{10}\text{O}-$, $\text{R}^{11}\text{S}(\text{O})_m-$, $\text{R}^{10}\text{C}(\text{O})\text{NR}^{10}-$, $(\text{R}^{10})_2\text{NC}(\text{O})-$, $\text{R}^{10}_2\text{N}(\text{NR}^{10})-$, CN, $\text{R}^{10}\text{C}(\text{O})-$, N_3 , $-\text{N}(\text{R}^{10})_2$, and $\text{R}^{11}\text{OC}(\text{O})-\text{NR}^{10}-$; R^2 and R^3 are independently selected from: H; unsubstituted or substituted C_{1-8} alkyl, unsubstituted or substituted C_{2-8} alkenyl, unsubstituted or substituted C_{2-8} alkynyl, unsubstituted or substituted aryl, unsubstituted or substituted heterocycle,





, wherein the substituted group is substituted with one or more of: 1) aryl or heterocycle, unsubstituted or substituted with: a) C₁₋₄alkyl, b) (CH₂)_pOR⁶, c) (CH₂)_pNR⁶R⁷, d) halogen, e) CN, f) aryl or heteroaryl, g) perfluoroC₁₋₄alkyl, h) SR^{6a}, S(O)R^{6a}, SO₂R^{6a}, 2) C₃₋₆cycloalkyl, 3) OR⁶, 4)



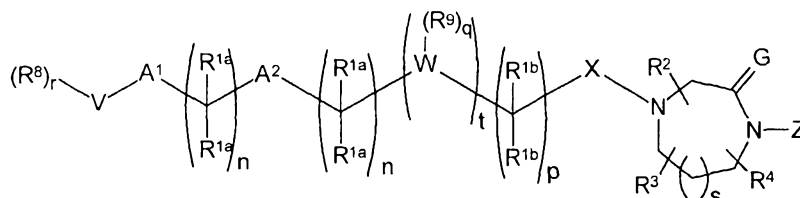
unsubstituted or substituted with: a) C₁₋₄alkoxy, b) aryl or heterocycle, c) halogen, d) HO, e) $\begin{array}{c} \text{R}^{11} \\ | \\ \text{C} \\ || \\ \text{O} \end{array}$, f) -SO₂R¹¹, or g) N(R¹⁰)₂; or R⁶ and R⁷ may be joined in a ring; R⁷ and R^{7a} may be joined in a ring; R^{6a} is selected from: C₁₋₄alkyl, C₃₋₆cycloalkyl, heterocycle, aryl, unsubstituted or substituted with: a) C₁₋₄alkoxy,

b) aryl or heterocycle, c) halogen, d) HO, e) $\begin{array}{c} \text{R}^{11} \\ | \\ \text{C} \\ || \\ \text{O} \end{array}$, f) -SO₂R¹¹, or g) N(R¹⁰)₂; R⁸ is independently selected from: a) hydrogen, b) aryl, heterocycle, C₃₋₁₀cycloalkyl, C₂₋₆alkenyl, C₂₋₆alkynyl, perfluoroalkyl, F, Cl, Br, R¹⁰O-, R¹¹S(O)_m-, R¹⁰C(O)NR¹⁰-, (R¹⁰)₂NC(O)-, R¹⁰₂N.(NR¹⁰)-, CN, NO₂, R¹⁰C(O)-, N₃, -N(R¹⁰)₂, or R¹¹OC(O)NR¹⁰-, and c) C₁₋₆alkyl unsubstituted or substituted by aryl, cyanophenyl, heterocycle, C₃₋₁₀cycloalkyl, C₂₋₆alkenyl, C₂₋₆alkynyl, perfluoroalkyl, F, Cl, Br, R¹⁰O-, R¹¹S(O)_m-, R¹⁰C(O)NH, (R¹⁰)₂NC(O)-, R¹⁰₂N.(NR¹⁰)-, CN, R¹⁰C(O)-, N₃, -N(R¹⁰)₂, or R¹⁰OC(O)NH-; R⁹ is selected from: a) hydrogen, b) alkenyl, alkynyl, perfluoroalkyl, F, Cl, Br, R¹⁰O-, R¹¹S(O)_m, R¹⁰C(O)NR¹⁰-, (R¹⁰)₂NC(O)-, R¹⁰₂N.(NR¹⁰)-, CN, NO₂, R¹⁰C(O)-, N₃, -N(R¹⁰)₂, or R¹¹OC(O)NR¹⁰-, and c) C₁₋₆alkyl unsubstituted or substituted by perfluoroalkyl, F, Cl, Br, R¹⁰O-, R¹¹S(O)_m-, R¹⁰C(O)NR¹⁰-, (R¹⁰)₂NC(O)-, R¹⁰₂N.(NR¹⁰)-, CN, R¹⁰C(O)-, N₃, -N(R¹⁰)₂, or R¹¹OC(O)NR¹⁰-; R¹⁰ is independently selected from hydrogen, C₁₋₆alkyl, benzyl and aryl; R¹¹ is independently selected from C₁₋₆alkyl and aryl; A¹ and A² are independently selected from: a) a bond, -CH=CH-, -C≡C-, -C(O)-, -C(O)NR¹⁰-, -NR¹⁰C(O)-, O, -N(R¹⁰)-, -S(O)₂N(R¹⁰)-, -N(R¹⁰)S(O)₂-, or S(O)_m; G is H₂ or O; V is selected from: a) hydrogen, b) heterocycle, c) aryl, d) C₁₋₂₀alkyl wherein from 0 to 4 carbon atoms are replaced with a heteroatom selected from O, S, and N, and e) C₂₋₂₀alkenyl, provided that V is not hydrogen if A¹ is S(O)_m and V is not hydrogen if A¹ is a

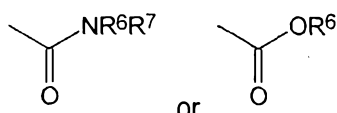


bond, n is 0 and A² is S(O)_m; W is a heterocycle; X is -C(=O)-, or -S(=O)_m-; Z is unsubstituted C₁₋₆alkyl, substituted C₁₋₆alkyl, unsubstituted C₃₋₆cycloalkyl or substituted C₃₋₆cycloalkyl, wherein the substituted C₁₋₆alkyl and substituted C₃₋₆cycloalkyl is substituted with one or two of the following: a) C₁₋₄alkoxy, b) NR⁶R⁷, c) C₃₋₆cycloalkyl, d) -NR⁶C(O)R⁷, e) HO, f) -S(O)_mR^{6a}, g) halogen, or h) perfluoroalkyl; m is 0, 1 or 2; n is 0, 1, 2, 3 or 4; p is 0, 1, 2, 3 or 4; q is 1 or 2; r is 0 to 5, provided that r is 0 when V is hydrogen; s is 0 or 1; t is 0 or 1; and u is 4 or 5; provided that if t is 1, then the substituent (R⁸)_r-A¹(CR^{1a})_nA²(CR^{1a})_n- is H; or a pharmaceutically acceptable salt thereof when used in treating cancer.

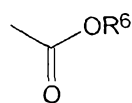
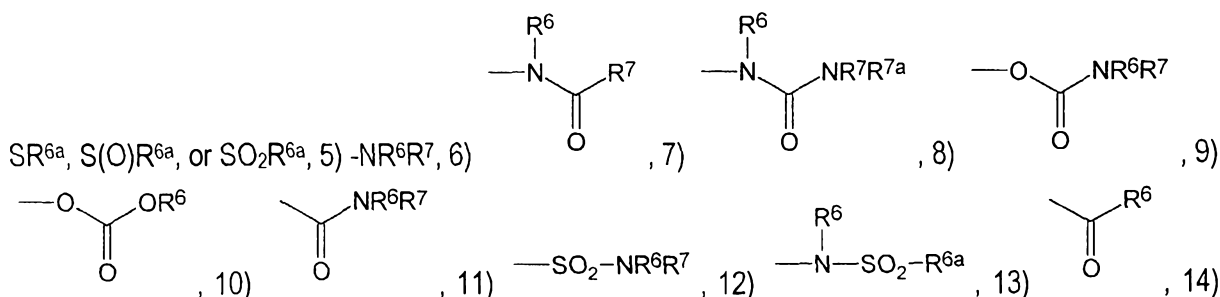
43. The use of a compound of the formula:



- 10 wherein: R^{1a} and R^{1b} are independently selected from: a) hydrogen, b) aryl, heterocycle, C₃₋₁₀cycloalkyl, C₂₋₆alkenyl, C₂₋₆alkynyl, R¹⁰O-, R¹¹S(O)_m-, R¹⁰C(O)NR¹⁰-, CN(R¹⁰)₂NC(O)-, R¹⁰₂N.(NR¹⁰)-, CN, NO₂, R¹⁰C(O)-, N₃, -N(R¹⁰)₂, or R¹¹OC(O)NR¹⁰-, c) unsubstituted or substituted C₁₋₆ alkyl wherein the substituent on the substituted C₁₋₆alkyl is selected from unsubstituted or substituted aryl, heterocyclic, C₃₋₁₀cycloalkyl, C₂₋₆alkenyl, C₂₋₆alkynyl, R¹⁰O-, R¹¹S(O)_m-, R¹⁰C(O)NR¹⁰-, (R¹⁰)₂NC(O)-, R¹⁰₂N.(NR¹⁰)-, CN, R¹⁰C(O)-, N₃, -N(R¹⁰)₂, and R¹¹OC(O)-NR¹⁰-; R² and R³ are independently selected from: H; unsubstituted or substituted C₁₋₈alkyl, unsubstituted or substituted C₂₋₈alkenyl, unsubstituted or substituted C₂₋₈alkynyl, unsubstituted or substituted aryl, unsubstituted or substituted heterocycle,



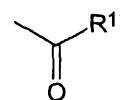
, wherein the substituted group is substituted with one or more of: 1) aryl or heterocycle, unsubstituted or substituted with: a) C₁₋₄alkyl, b) (CH₂)_pOR⁶, c) (CH₂)_pNR⁶R⁷, d) halogen, e) CN, f) aryl or heteroaryl, g) perfluoroC₁₋₄alkyl, h) SR^{6a}, S(O)R^{6a}, SO₂R^{6a}, 2) C₃₋₆cycloalkyl, 3) OR⁶, 4)



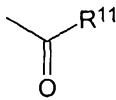
, 15) N₃, 16) F, or 17) perfluoroC₁₋₄alkyl; or R² and R³ are attached to the same C atom and are combined to form -(CH₂)_u- wherein one of the carbon atoms is optionally replaced by a moiety

- 25 selected from: O, S(O)_m, -NC(O)-, and -N(COR¹⁰)-; R⁴ is selected from H and CH₃; and any two of R², R³ and R⁴ are optionally attached to the same carbon atom; R⁶, R⁷ and R^{7a} are independently selected from: H; C₁₋₄alkyl, C₃₋₆cycloalkyl, heterocycle, aryl, aroyl, heteroaryl, arylsulfonyl, heteroarylsulfonyl,





unsubstituted or substituted with: a) C₁₋₄alkoxy, b) aryl or heterocycle, c) halogen, d) HO, e) f) -SO₂R¹¹, or g) N(R¹⁰)₂; or R⁶ and R⁷ may be joined in a ring; R⁷ and R^{7a} may be joined in a ring; R^{6a} is selected from: C₁₋₄alkyl, C₃₋₆cycloalkyl, heterocycle, aryl, unsubstituted or substituted with: a) C₁₋₄alkoxy,



b) aryl or heterocycle, c) halogen, d) HO, e) f) -SO₂R¹¹, or g) N(R¹⁰)₂; R⁸ is independently selected from: a) hydrogen, b) aryl, heterocycle, C₃₋₁₀cycloalkyl, C₂₋₆alkenyl, C₂₋₆alkynyl, perfluoroalkyl, F, Cl, Br, R¹⁰O-, R¹¹S(O)_m-, R¹⁰C(O)NR¹⁰-, (R¹⁰)₂NC(O)-, R¹⁰₂N.(NR¹⁰)-, CN, NO₂, R¹⁰C(O)-, N₃, -N(R¹⁰)₂, or R¹¹OC(O)NR¹⁰-, and c) C₁₋₆alkyl unsubstituted or substituted by aryl, cyanophenyl, heterocycle, C₃₋₁₀cycloalkyl, C₂₋₆alkenyl, C₂₋₆alkynyl, perfluoroalkyl, F, Cl, Br, R¹⁰O-, R¹¹S(O)_m-, R¹⁰C(O)NH, (R¹⁰)₂NC(O)-, R¹⁰₂N.(NR¹⁰)-, CN, R¹⁰C(O)-, N₃, -N(R¹⁰)₂, or R¹¹OC(O)NH-; R⁹ is selected from: a) hydrogen, b) alkenyl, alkynyl, perfluoroalkyl, F, Cl, Br, R¹⁰O-, R¹¹S(O)_m, R¹⁰C(O)NR¹⁰-, (R¹⁰)₂NC(O)-, R¹⁰₂N.(NR¹⁰)-, CN, NO₂, R¹⁰C(O)-, N₃, -N(R¹⁰)₂, or R¹¹OC(O)NR¹⁰-, and c) C₁₋₆alkyl unsubstituted or substituted by perfluoroalkyl, F, Cl, Br, R¹⁰O-, R¹¹S(O)_m-, R¹⁰C(O)NR¹⁰-, (R¹⁰)₂NC(O)-, R¹⁰₂N.(NR¹⁰)-, CN, R¹⁰C(O)-, N₃, -N(R¹⁰)₂, or R¹¹OC(O)NR¹⁰-; R¹⁰ is independently selected from hydrogen, C₁₋₆alkyl, benzyl and aryl; R¹¹ is independently selected from C₁₋₆alkyl and aryl; A¹ and A² are independently selected from: a bond, -CH=CH-, -C≡C-, -C(O)-, -C(O)NR¹⁰-, -NR¹⁰C(O)-, O, -N(R¹⁰)-, -S(O)₂N(R¹⁰)-, -N(R¹⁰)S(O)₂-, or S(O)_m; G is H₂ or O; V is selected from: a) hydrogen, b) heterocycle, c) aryl, d) C₁₋₂₀alkyl wherein from 0 to 4 carbon atoms are replaced with a heteroatom selected from O, S, and N, and e) C₂₋₂₀alkenyl, provided that V is not hydrogen if A¹ is S(O)_m and V is not hydrogen if A¹ is a bond, n is 0 and A² is S(O)_m; W is a heterocycle; X is -C(=O)-, or -S(=O)_m-; Z is unsubstituted C₁₋₆alkyl, substituted C₁₋₆alkyl, unsubstituted C₃₋₆cycloalkyl or substituted C₃₋₆cycloalkyl, wherein the substituted C₁₋₆alkyl and substituted C₃₋₆cycloalkyl is substituted with one or two of the following: a) C₁₋₄alkoxy, b) NR⁶R⁷, c) C₃₋₆cycloalkyl, d) -NR⁶C(O)R⁷, e) HO, f) -S(O)_mR^{6a}, g) halogen, or h) perfluoroalkyl; m is 0, 1 or 2; n is 0, 1, 2, 3 or 4; p is 0, 1, 2, 3 or 4; q is 1 or 2; r is 0 to 5, provided that r is 0 when V is hydrogen; s is 0 or 1; t is 0 or 1; and u is 4 or 5; provided that if t is 1, then the substituent (R⁸)_r-V-A¹(CR^{1a2})_nA²(CR^{1a2})_n- is H; or a pharmaceutically acceptable salt thereof for the manufacture of a medicament for treating cancer.

Dated 21 October 1998
MERCK & CO., INC.

Patent Attorneys for the Applicant/Nominated Person

SPRUSON & FERGUSON

