

[54] FRAME SILL STANDARD

[76] Inventor: Joseph C. Bancroft, 812 Sweetwater Club Blvd., Longwood, Fla. 32779

[*] Notice: The portion of the term of this patent subsequent to Oct. 14, 2000 has been disclaimed.

[**] Term: 14 Years

[21] Appl. No.: 761,768

[22] Filed: Aug. 2, 1985

[52] U.S. Cl. D25/74

[58] Field of Search D25/52, 73-76; 49/419, 504, DIG. 2; 52/202

[56] References Cited

U.S. PATENT DOCUMENTS

- D. 251,447 3/1979 Bancroft et al. D25/74
- D. 251,448 3/1979 Bancroft et al. D25/74
- D. 251,450 3/1979 Bancroft et al. D25/74

- D. 251,504 4/1979 Bancroft et al. D25/74
- 4,048,774 9/1977 Yamamoto D25/74 X

Primary Examiner—A. Hugo Word
Attorney, Agent, or Firm—Macdonald J. Wiggins

[57] CLAIM

The ornamental design for a frame sill standard, as shown and described.

DESCRIPTION

FIG. 1 is a fragmentary top perspective view of the frame sill standard showing my design;
 FIG. 2 is a front elevational view thereof in which the rear view thereof is a mirror image of the front view;
 FIG. 3 is a left elevational view thereof broken away to indicate indeterminate length;
 FIG. 4 is a right elevational view thereof broken away to indicate indeterminate length;
 FIG. 5 is a bottom plan view thereof broken away to indicate indeterminate length; and
 FIG. 6 is a top plan view thereof broken away to indicate indeterminate length.

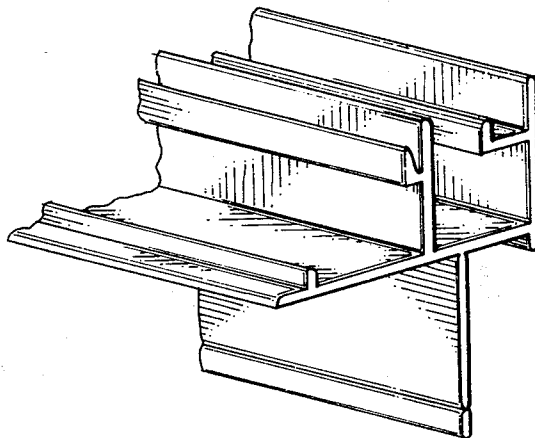


FIG. 2

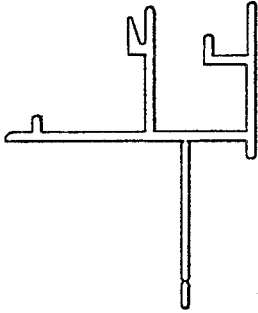


FIG. 1

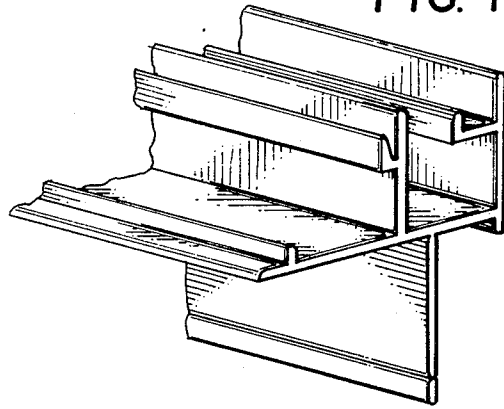


FIG. 3

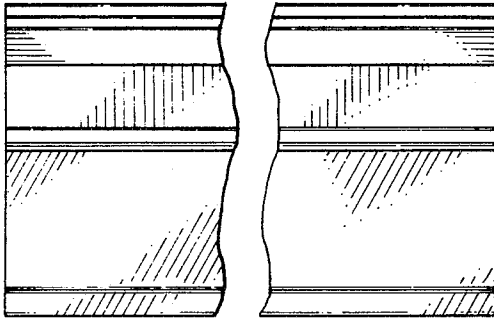


FIG. 4

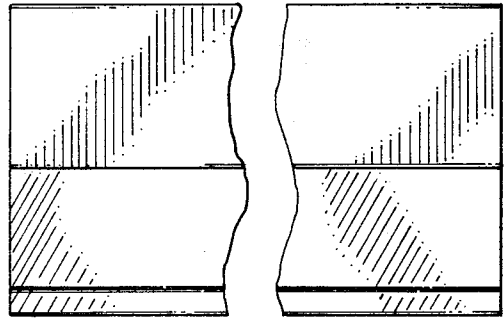


FIG. 5

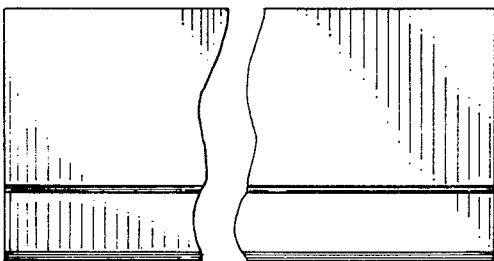


FIG. 6

