



US00D608053S

(12) **United States Design Patent**
Vetu

(10) **Patent No.:** **US D608,053 S**

(45) **Date of Patent:** **** Jan. 12, 2010**

(54) **TWO HEAD DRY SHAVER**

(75) Inventor: **Dennis G. Vetu**, Hong Kong (HK)

(73) Assignee: **Koninklijke Philips Electronics N.V.**,
Eindhoven (NL)

(**) Term: **14 Years**

(21) Appl. No.: **29/334,806**

(22) Filed: **Apr. 2, 2009**

(30) **Foreign Application Priority Data**

Oct. 15, 2008 (EM) 001020010-0001

(51) **LOC (9) Cl.** **28-03**

(52) **U.S. Cl.** **D28/50**

(58) **Field of Classification Search** D28/44,
D28/44.1, 49-54; 30/32, 34.05, 34.1-34.2,
30/43-43.92, 44-45, 47-50, 537; 606/131,
606/133

See application file for complete search history.

(56) **References Cited**

U.S. PATENT DOCUMENTS

D437,973 S * 2/2001 Cockerille D28/50

D438,343 S * 2/2001 Cockerille D28/50
D441,911 S * 5/2001 van Asten D28/50
D536,134 S * 1/2007 Lee D28/50
D540,986 S * 4/2007 Lamason et al. D28/50
D542,973 S * 5/2007 Prat-Pfister et al. D28/50

* cited by examiner

Primary Examiner—Jennifer Rivard

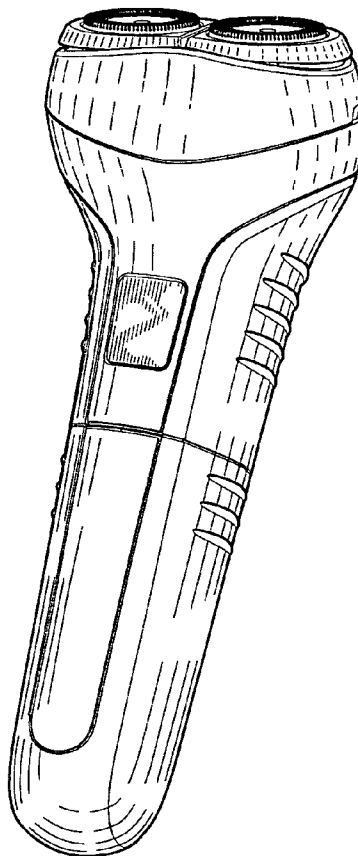
(57) **CLAIM**

The ornamental design for a two head dry shaver, as shown.

DESCRIPTION

FIG. 1 is a perspective view showing my design;
FIG. 2 is a front elevational view thereof;
FIG. 3 is a rear elevational view thereof;
FIG. 4 is a right side elevational view thereof;
FIG. 5 is a left side elevational view thereof;
FIG. 6 is a top plan view thereof; and,
FIG. 7 is a bottom plan view thereof.

1 Claim, 5 Drawing Sheets



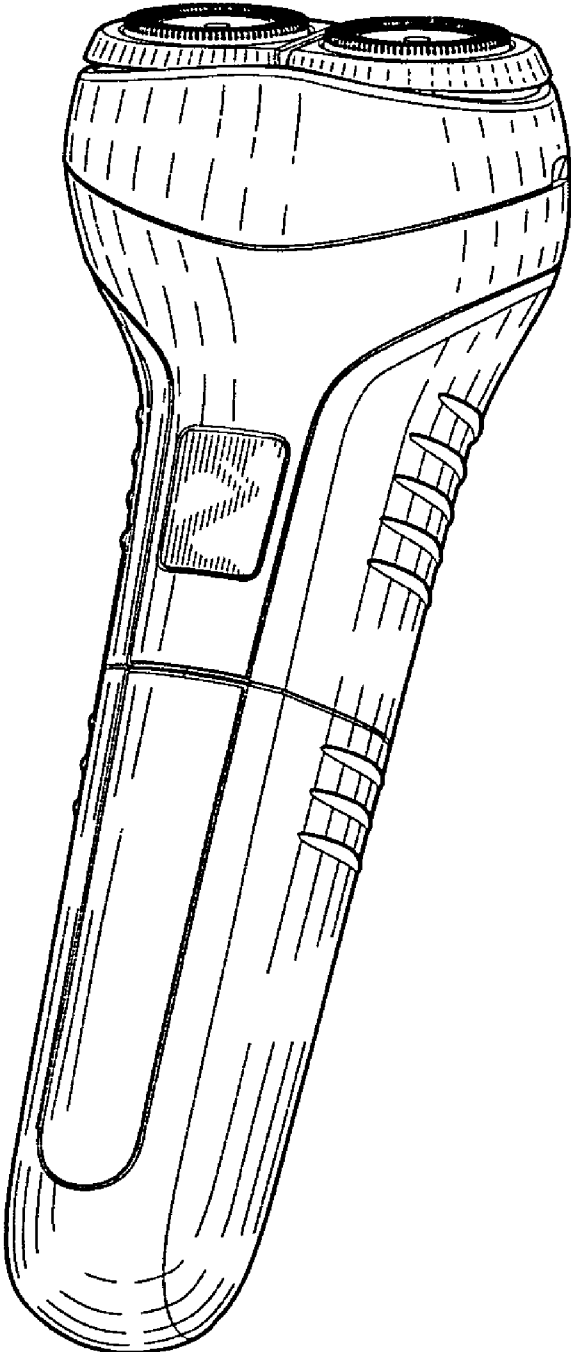


FIG.1

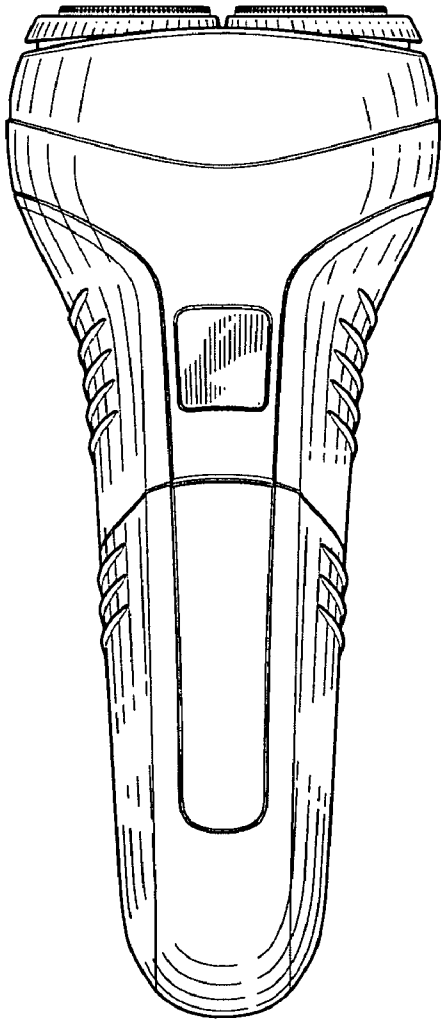


FIG. 2

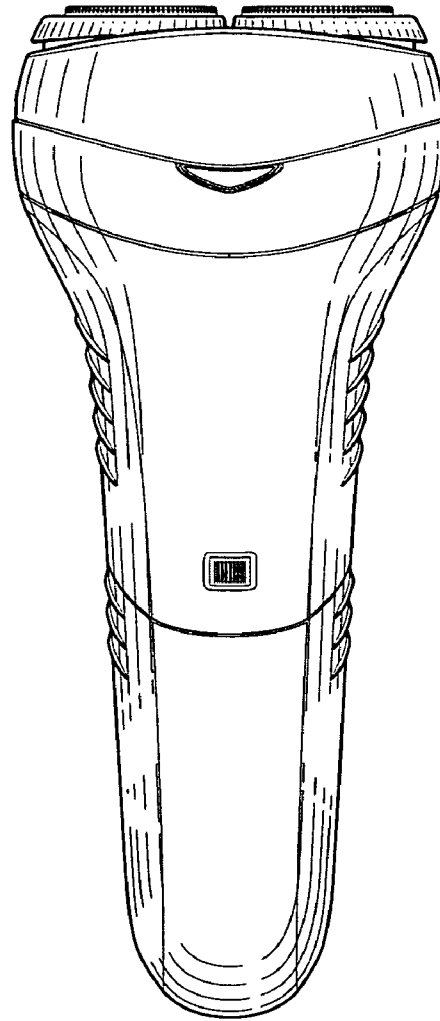


FIG. 3

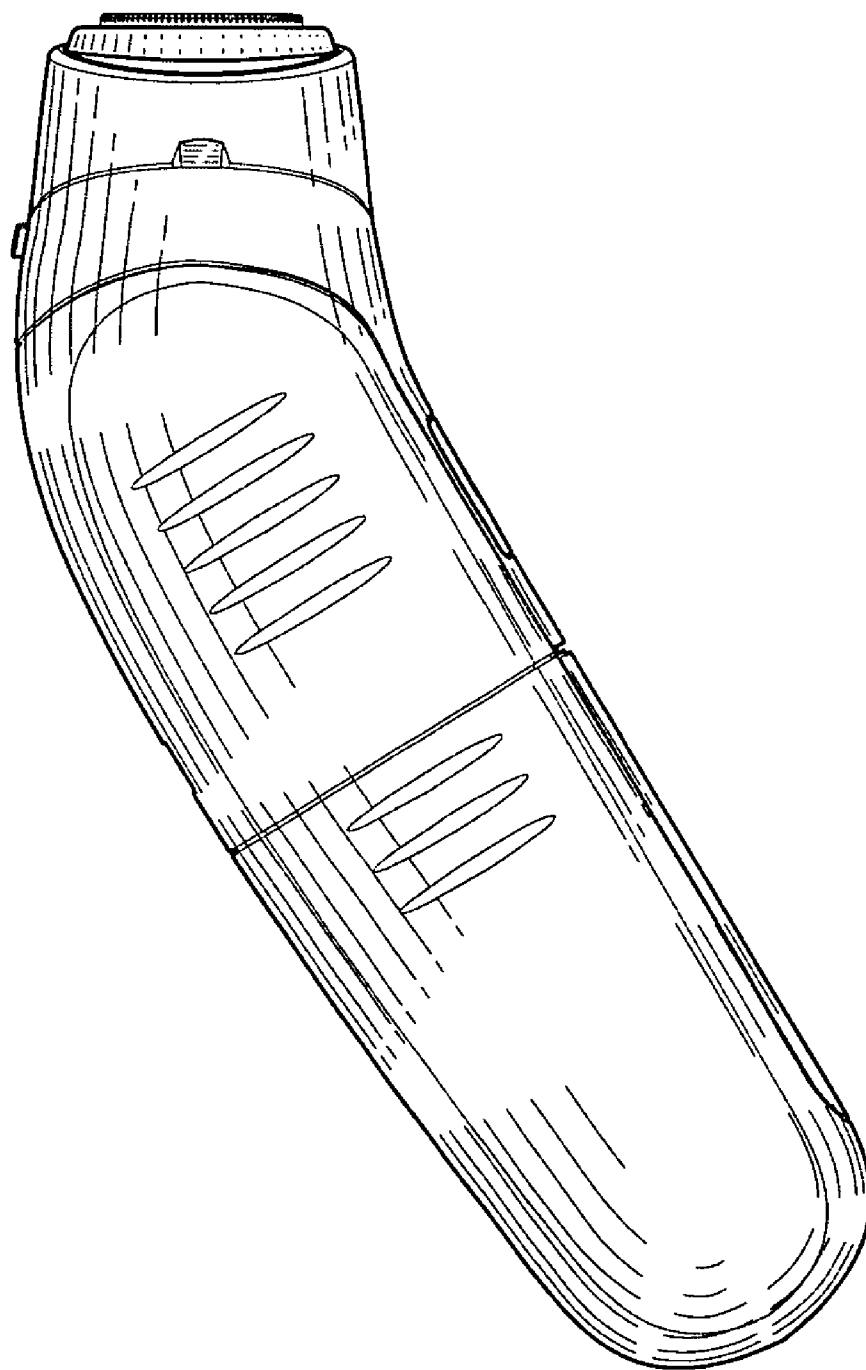


FIG.4

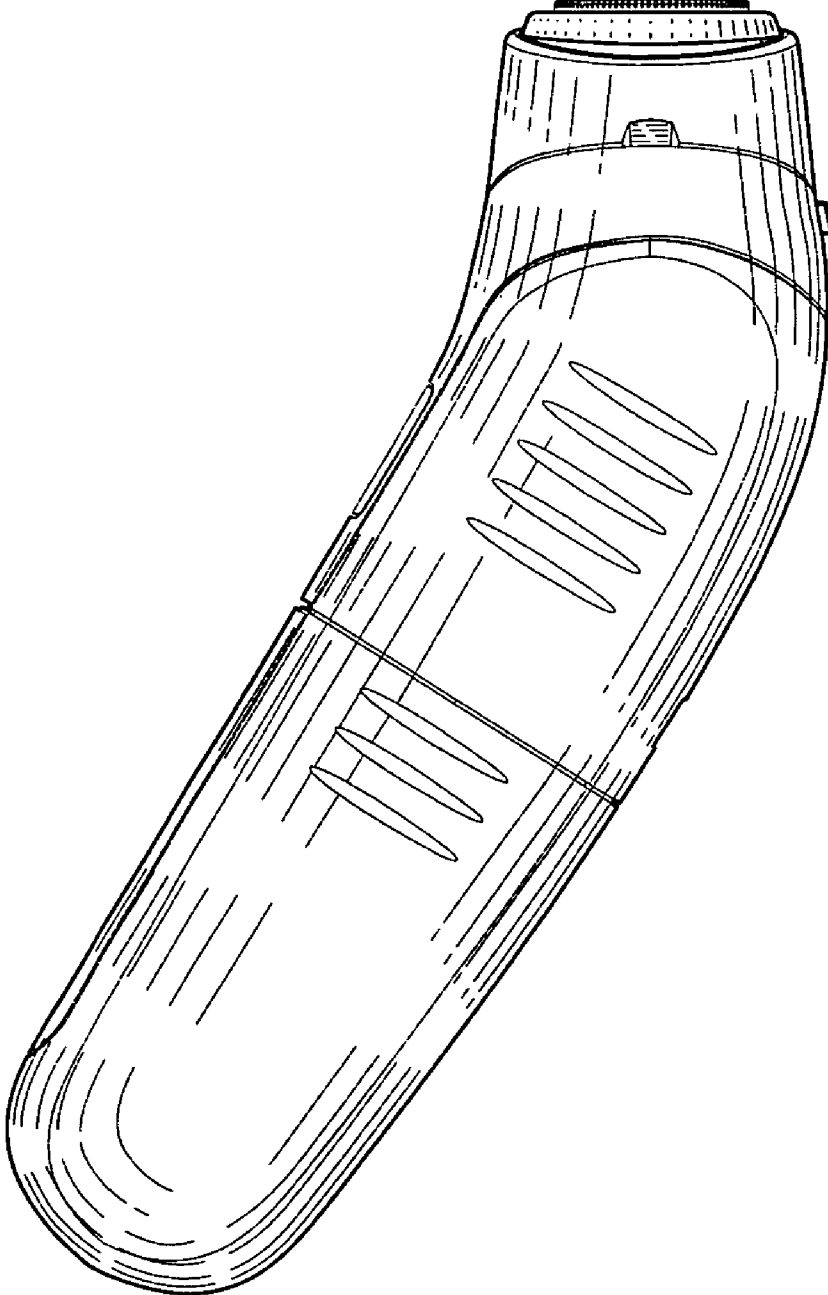


FIG.5

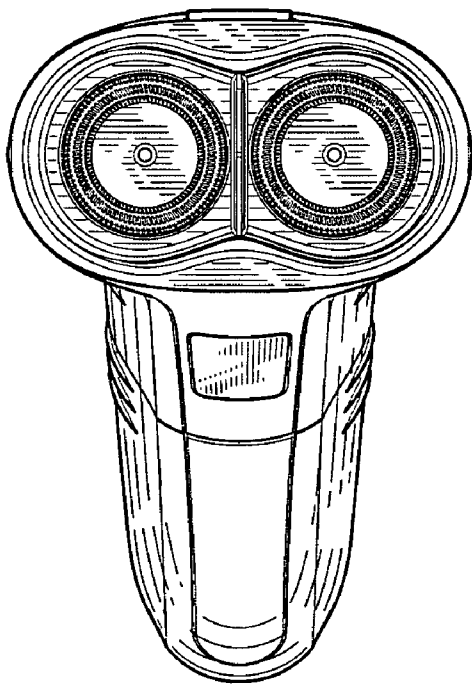


FIG. 6

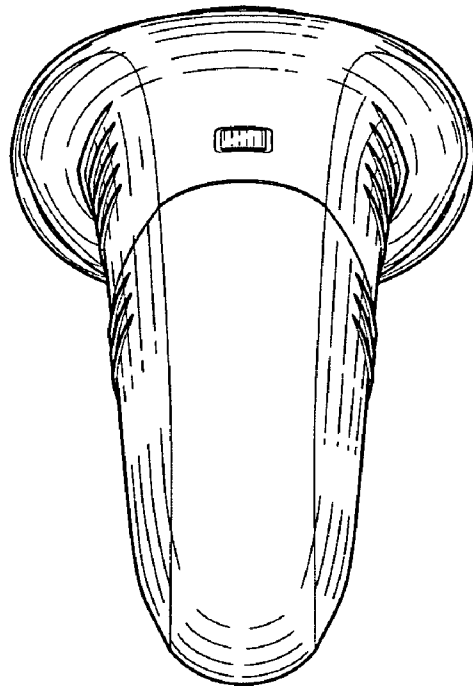


FIG. 7