



US00D870242S

(12) **United States Design Patent**
Eads

(10) **Patent No.:** **US D870,242 S**

(45) **Date of Patent:** **** Dec. 17, 2019**

(54) **FAUCET**

(71) Applicant: **DELTA FAUCET COMPANY,**
Indianapolis, IN (US)

(72) Inventor: **Thad Eads,** Urbana, IN (US)

(73) Assignee: **DELTA FAUCET COMPANY,**
Indianapolis, IN (US)

(**) Term: **15 Years**

(21) Appl. No.: **29/637,966**

(22) Filed: **Feb. 23, 2018**

(51) **LOC (12) Cl.** **23-01**

(52) **U.S. Cl.**

USPC **D23/238**

(58) **Field of Classification Search**

USPC D23/238, 241–243, 255, 257, 252, 254;
D8/307–308

CPC F16K 31/60; F16K 31/602; F16K 31/605;
F16K 31/607; E03C 1/0412

See application file for complete search history.

(56) **References Cited**

U.S. PATENT DOCUMENTS

D390,921 S * 2/1998 Steffes D23/250
D750,205 S * 2/2016 Rexach D23/255

D797,899 S * 9/2017 Eads D23/255
D822,172 S * 7/2018 Bennett D23/242
D828,508 S * 9/2018 Fritz D23/238
D828,519 S * 9/2018 Garland D23/254
D840,506 S * 2/2019 Garland D23/238

* cited by examiner

Primary Examiner — Robert A Delehanty

(74) *Attorney, Agent, or Firm* — Edgar A. Zarins; Nirav
D. Parikh

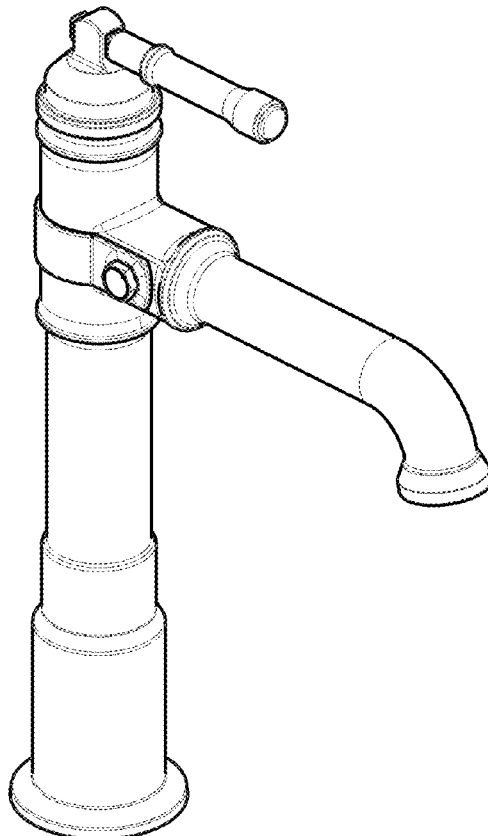
(57) **CLAIM**

The ornamental design for a faucet, as shown and described.

DESCRIPTION

FIG. 1 is a front perspective view of a faucet showing my new design;
FIG. 2 is a rear perspective view thereof;
FIG. 3 is a front elevational view thereof;
FIG. 4 is a right side view thereof;
FIG. 5 is a rear view thereof;
FIG. 6 is a left side view thereof; and,
FIG. 7 is a top plan view thereof.

1 Claim, 4 Drawing Sheets



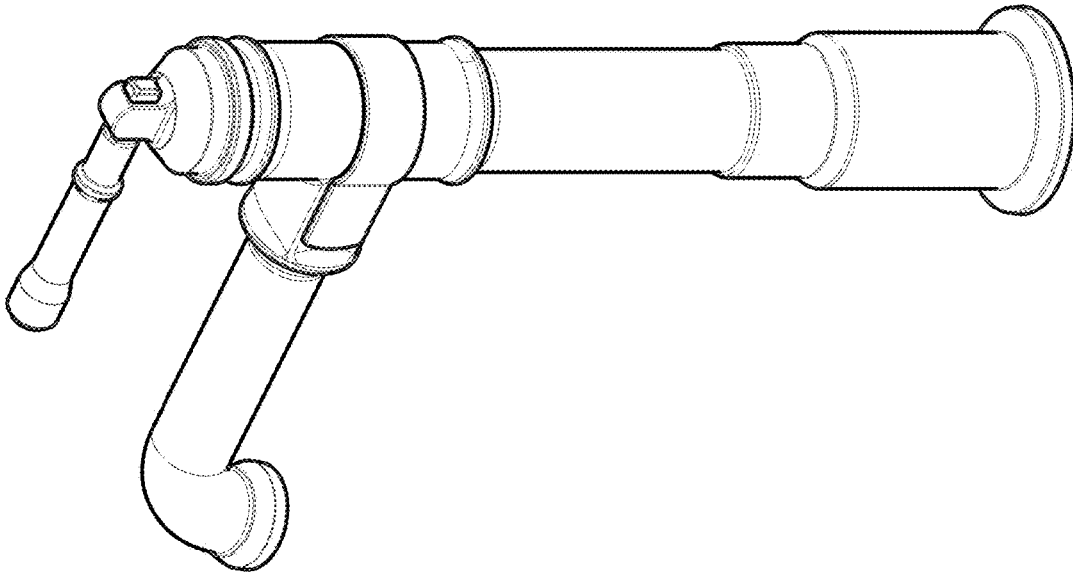


Fig. 2

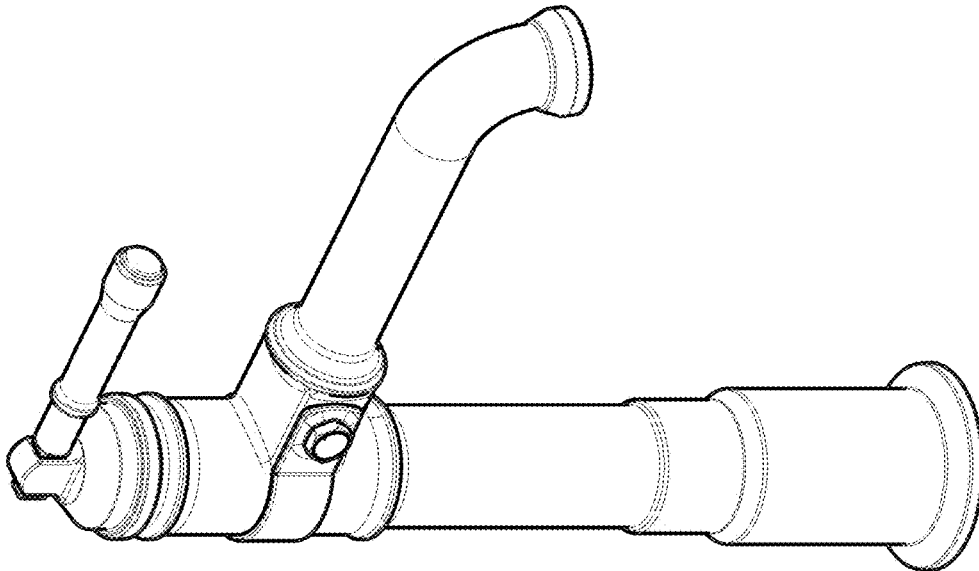


Fig. 1

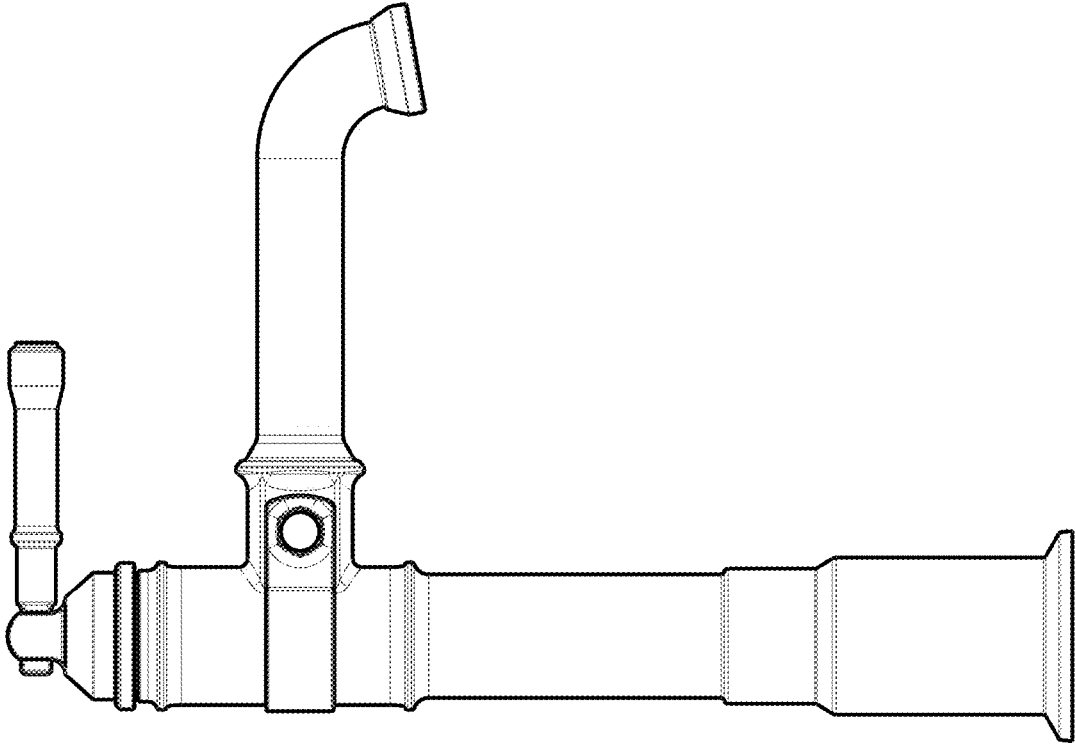


Fig. 4

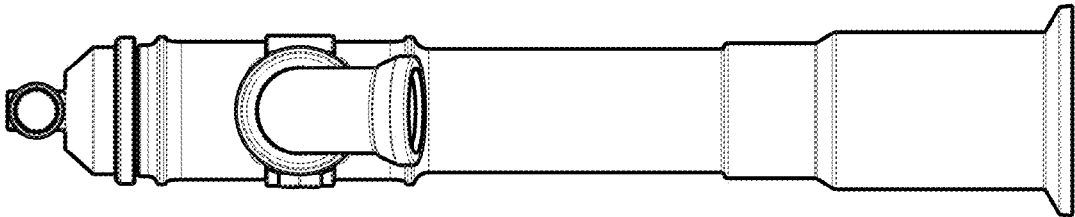


Fig. 3

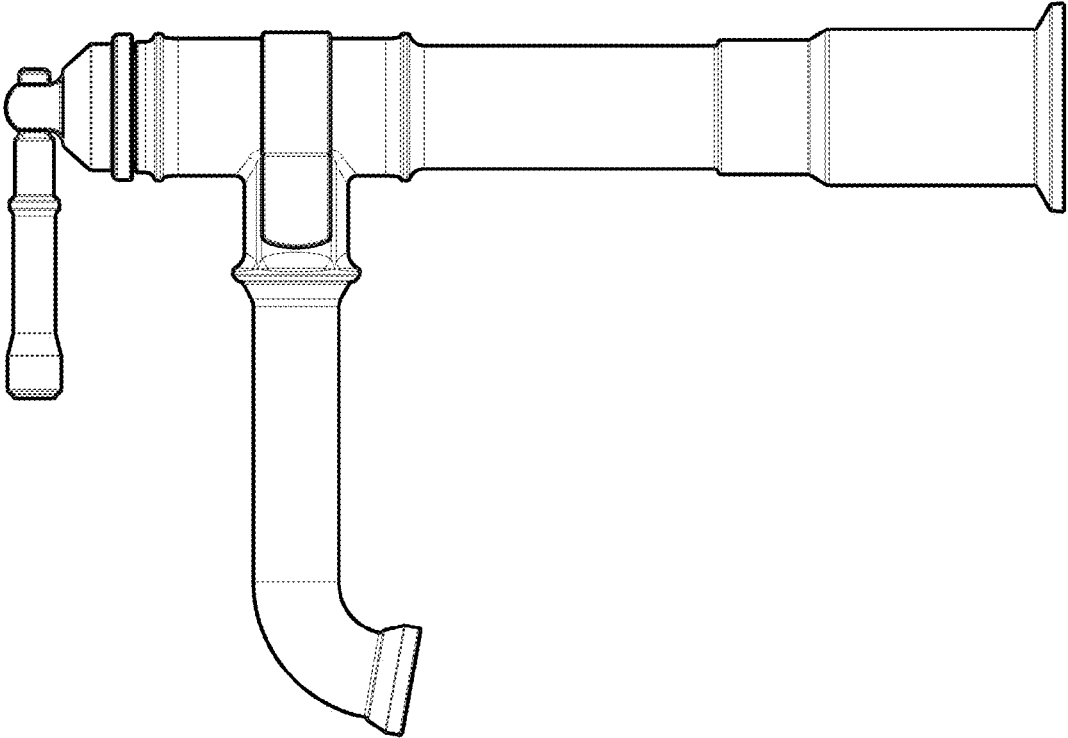


Fig. 6

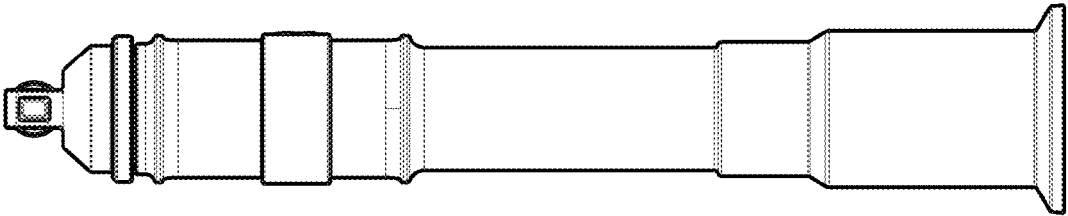


Fig. 5

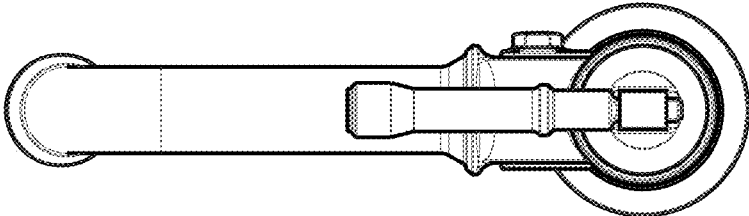


Fig. 7