



(12) **United States Design Patent**
Nelson

(10) **Patent No.:** **US D841,603 S**
(45) **Date of Patent:** **** Feb. 26, 2019**

- (54) **REMOTE CONTROLLER**
- (71) Applicant: **Home Depot Product Authority, LLC**,
Atlanta, GA (US)
- (72) Inventor: **Michael Nelson**, Peachtree City, GA
(US)
- (73) Assignee: **Home Depot Product Authority, LLC**,
Atlanta, GA (US)
- (**) Term: **15 Years**
- (21) Appl. No.: **29/621,664**
- (22) Filed: **Oct. 10, 2017**

D408,389 S	4/1999	Newton et al.
D415,735 S	10/1999	Zuega
6,015,274 A	1/2000	Bias et al.
6,120,262 A	9/2000	McDonough et al.
6,198,483 B1	3/2001	Launais
D478,052 S	8/2003	Thomas, Jr.
6,771,182 B1	8/2004	Loh et al.
7,075,513 B2	7/2006	Silfverberg et al.
D529,488 S	10/2006	Uchida
D563,907 S	3/2008	Baderello
D587,215 S	2/2009	Ohlert et al.
D592,223 S	5/2009	Neuhaus
D606,553 S	12/2009	Kocmick
D623,656 S	9/2010	Fitzmaurice et al.
D632,263 S	2/2011	Lin
D664,933 S	8/2012	Clymer et al.
8,253,272 B2	8/2012	Schulzman

(Continued)

Related U.S. Application Data

- (62) Division of application No. 29/503,579, filed on Sep. 26, 2014, now Pat. No. Des. 799,436.
- (51) **LOC (11) Cl.** **13-03**
- (52) **U.S. Cl.**
USPC **D13/168**
- (58) **Field of Classification Search**
USPC D13/168, 174; D14/488, 489, 491, 218
CPC F04D 25/088; F04D 27/004; F04D 27/008;
G05B 19/108; H04B 1/202; H05B
37/0263; H05B 37/0272; G06F 3/0481;
G06F 3/0484; G06F 3/04888
See application file for complete search history.

References Cited

U.S. PATENT DOCUMENTS

5,189,412 A	2/1993	Mehta et al.
5,323,321 A	6/1994	Smith, Jr.
D352,930 S	11/1994	Tsuji
5,410,326 A	4/1995	Goldstein
5,541,584 A	7/1996	Mehta et al.
D391,229 S	2/1998	Thomas
D391,230 S	2/1998	Thomas

OTHER PUBLICATIONS

Image C1 published by inventor on pinterest.com prior to Sep. 26, 2014.

(Continued)

Primary Examiner — Selina Sikder
(74) *Attorney, Agent, or Firm* — Greenberg Traurig, LLP


(57) **CLAIM**

The ornamental design for a remote controller, as shown and described.

DESCRIPTION

FIG. 1 is a perspective view of my remote controller;
FIG. 2 is another perspective view thereof;
FIG. 3 is a front view thereof;
FIG. 4 is a back view thereof; and,
FIG. 5 is a top view thereof.
Features of the remote controller shown in broken lines are for illustrative purposes only and form no part of the claimed design.

1 Claim, 4 Drawing Sheets



(56)

References Cited

U.S. PATENT DOCUMENTS

D670,659	S	11/2012	Ishikawa	
D682,877	S	5/2013	Hartley et al.	
D683,754	S	6/2013	Phelan	
D706,822	S	6/2014	Wang	
D708,638	S	7/2014	Manzari et al.	
D724,547	S	3/2015	Baldwin et al.	
D738,913	S	9/2015	Cabrera-Cordon et al.	
9,150,147	B2	10/2015	Brush et al.	
9,176,701	B2	11/2015	Becze	
D746,334	S	12/2015	Boot et al.	
D759,717	S	6/2016	Lee et al.	
D799,436	S *	10/2017	Nelson	D13/174
D823,282	S *	7/2018	Kim	D14/218
2005/0267676	A1	12/2005	Nezu et al.	
2010/0262929	A1	10/2010	Avery	

OTHER PUBLICATIONS

Image C2 published by inventor on pinterest.com prior to Sep. 26, 2014.

Image C3 published by inventor on pinterest.com prior to Sep. 26, 2014.

Image C4 published by inventor on pinterest.com prior to Sep. 26, 2014.

Image C5 published by inventor on pinterest.com prior to Sep. 26, 2014.

Image C6 published by inventor on pinterest.com prior to Sep. 26, 2014.

Image C7 published by inventor on pinterest.com prior to Sep. 26, 2014.

Image C8 published by inventor on pinterest.com prior to Sep. 26, 2014.

Image C9 published by inventor on pinterest.com prior to Sep. 26, 2014.

Image C10 published by inventor on pinterest.com prior to Sep. 26, 2014.

Image C11 published by inventor on pinterest.com prior to Sep. 26, 2014.

Image C12 published by inventor on pinterest.com prior to Sep. 26, 2014.

Image C13 published by inventor on pinterest.com prior to Sep. 26, 2014.

Image C14 published by inventor on pinterest.com prior to Sep. 26, 2014.

Image C15 published by inventor on pinterest.com prior to Sep. 26, 2014.

Image C16 published by inventor on pinterest.com prior to Sep. 26, 2014.

Image C17 published by inventor on pinterest.com prior to Sep. 26, 2014.

Image C18 published by inventor on pinterest.com prior to Sep. 26, 2014.

Image C19 published by inventor on pinterest.com prior to Sep. 26, 2014.

Image C20 published by inventor on pinterest.com prior to Sep. 26, 2014.

Image C21 published by inventor on pinterest.com prior to Sep. 26, 2014.

Image C22 published by inventor on pinterest.com prior to Sep. 26, 2014.

Image C23 published by inventor on pinterest.com prior to Sep. 26, 2014.

Image C24 published by inventor on pinterest.com prior to Sep. 26, 2014.

Image C25 published by inventor on pinterest.com prior to Sep. 26, 2014.

Image C26 published by inventor on pinterest.com prior to Sep. 26, 2014.

Image C27 published by inventor on pinterest.com prior to Sep. 26, 2014.

Image C28 published by inventor on pinterest.com prior to Sep. 26, 2014.

Image C29 published by inventor on pinterest.com prior to Sep. 26, 2014.

Image C30 published by inventor on pinterest.com prior to Sep. 26, 2014.

Image C31 published by inventor on pinterest.com prior to Sep. 26, 2014.

Image C32 published by inventor on pinterest.com prior to Sep. 26, 2014.

Image C33 published by inventor on pinterest.com prior to Sep. 26, 2014.

Image C34 published by inventor on pinterest.com prior to Sep. 26, 2014.

Image C35 published by inventor on pinterest.com prior to Sep. 26, 2014.

Image C36 published by inventor on pinterest.com prior to Sep. 26, 2014.

Image C37 published by inventor on pinterest.com prior to Sep. 26, 2014.

Image C38 published by inventor on pinterest.com prior to Sep. 26, 2014.

Image C39 published by inventor on pinterest.com prior to Sep. 26, 2014.

Image C40 published by inventor on pinterest.com prior to Sep. 26, 2014.

* cited by examiner

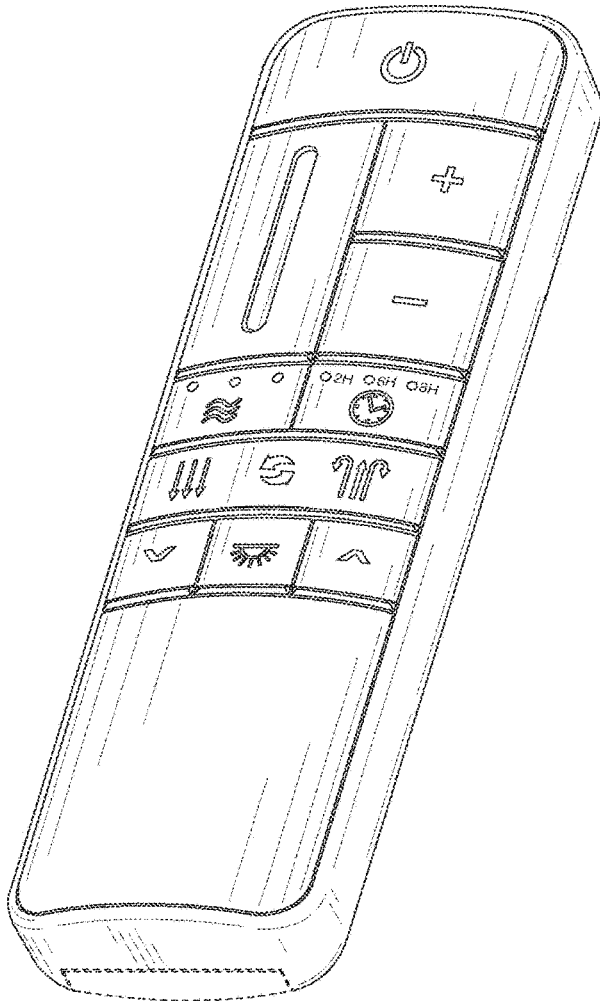


FIG. 1

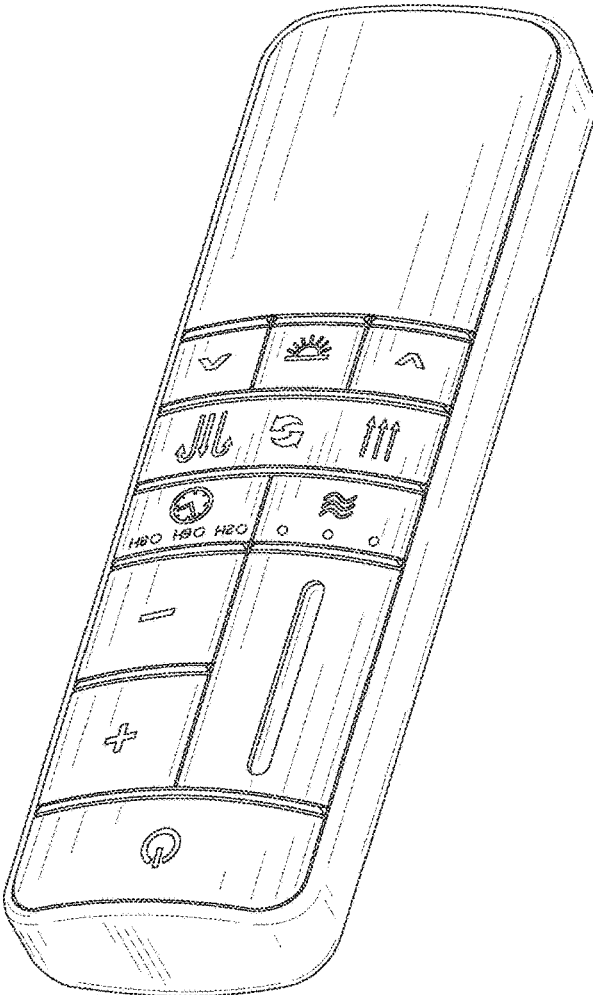


FIG. 2

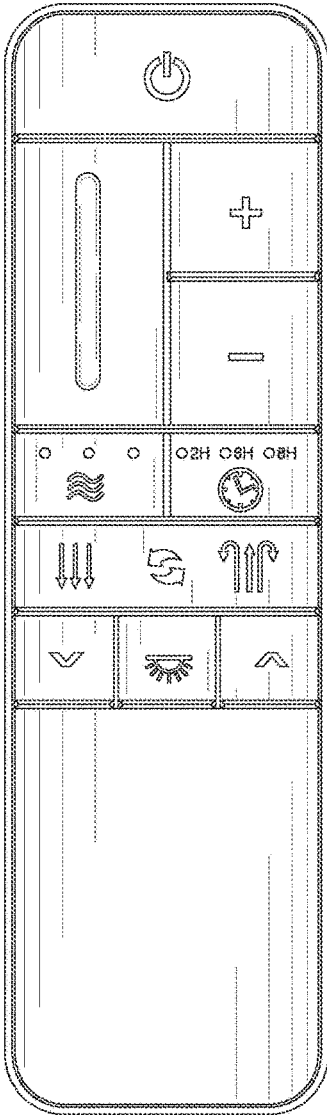


FIG. 3

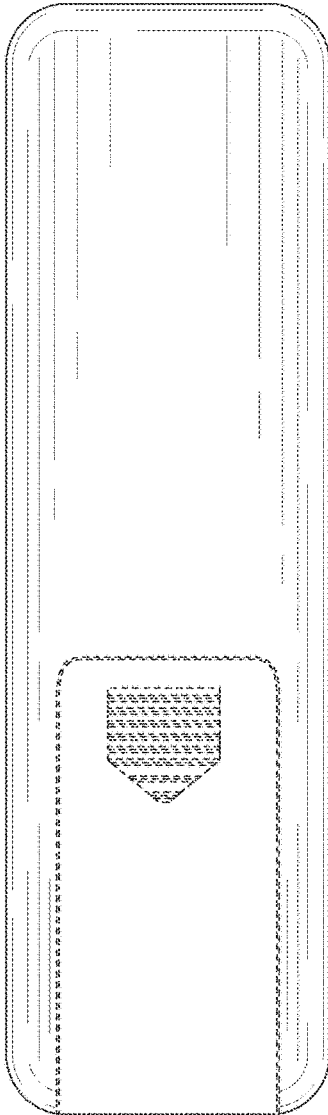


FIG. 4

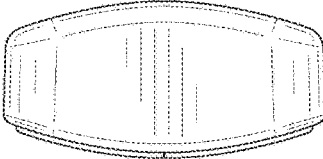


FIG. 5