

[54] CAMERA CASE

[75] Inventor: Hiroyuki Fukushima, Hoya, Japan

[73] Assignee: Canon Kabushiki Kaisha, Tokyo, Japan

[**] Term: 14 Years

[21] Appl. No.: 69,578

[22] Filed: Jul. 2, 1987

[30] Foreign Application Priority Data

Jan. 7, 1987 [JP] Japan 62-326

[52] U.S. Cl. D3/33

[58] Field of Search D10/38; D16/237, 242, D16/243; D3/33, 79, 71, 100, 106, 30.1; 354/293; 150/112; 224/208, 908, 202, 253, 240; 190/109; 248/127, 346; 206/316.2

[56] References Cited

U.S. PATENT DOCUMENTS

- D. 174,536 4/1955 Eckhardt et al. D3/33
- D. 181,590 12/1957 Lang D3/33
- D. 234,982 4/1975 Tomatsuri D3/33
- D. 247,760 4/1978 Rausch D3/33
- D. 251,873 5/1979 Pretzinger D3/33
- D. 271,822 12/1983 Clancy D3/33

- D. 276,573 12/1984 Yamamoto et al. D3/33
- D. 281,644 12/1985 Akabane D3/33
- D. 281,750 12/1985 Akabane D3/33
- D. 293,977 2/1988 Ito et al. D3/33
- D. 294,081 2/1988 Ito D3/33
- D. 294,082 2/1988 Ito D3/33
- 4,131,147 12/1978 Schrage D3/33
- 4,649,973 3/1987 Uchin 224/87

Primary Examiner—James R. Largen
Assistant Examiner—Cathy Anne MacCormac
Attorney, Agent, or Firm—Fitzpatrick, Cella, Harper & Scinto

[57] CLAIM

The ornamental design for a camera case, as shown and described.

DESCRIPTION

FIG. 1 is a front elevational view of a camera case showing my new design;
FIG. 2 is a rear elevational view thereof;
FIG. 3 is a top plan view thereof;
FIG. 4 is a bottom plan view thereof;
FIG. 5 is a left side elevational view thereof;
FIG. 6 is a right side elevational view thereof; and
FIG. 7 is a top, front and right side perspective view thereof.

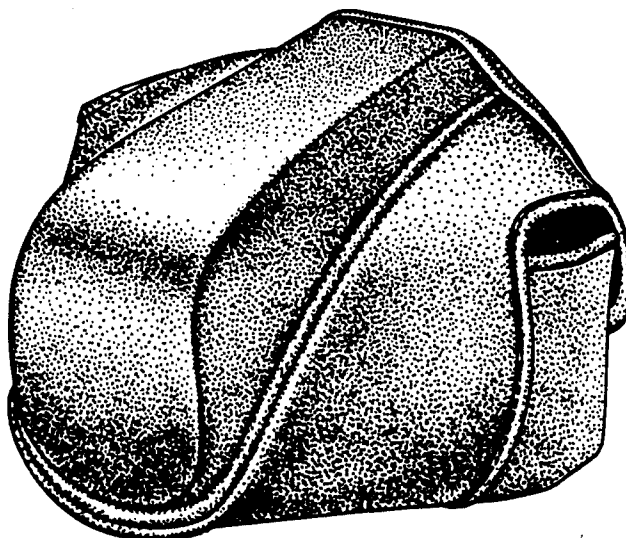


FIG. 1

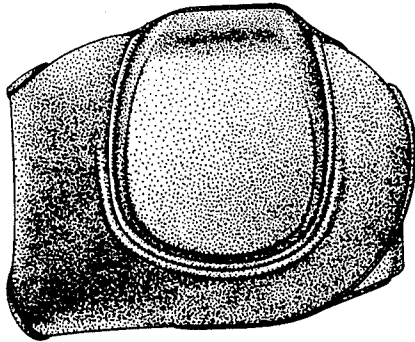


FIG. 2

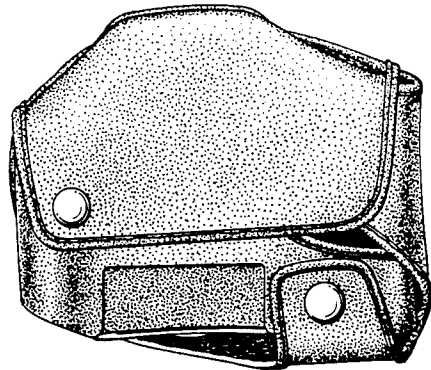


FIG. 3

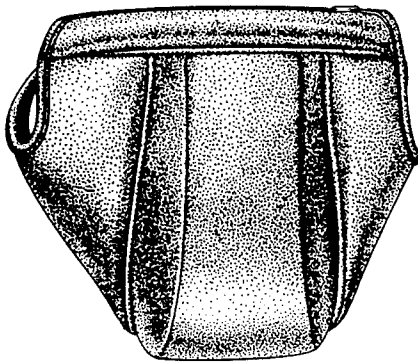


FIG. 4

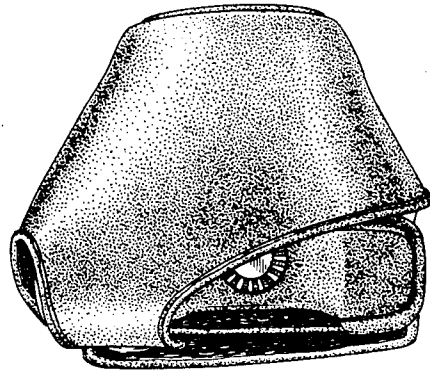


FIG. 5

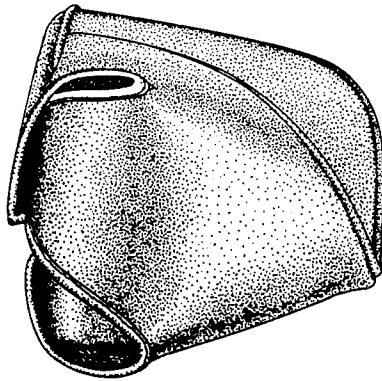


FIG. 6

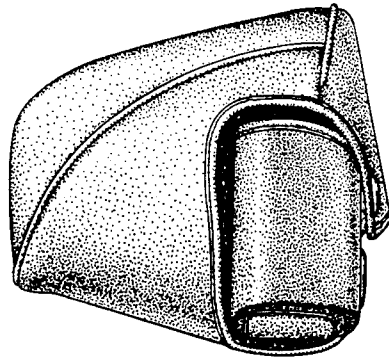


FIG. 7

