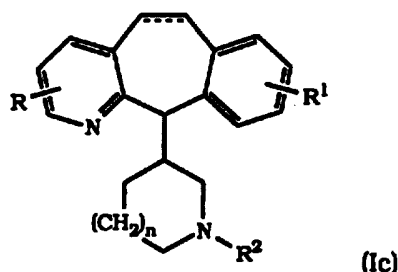
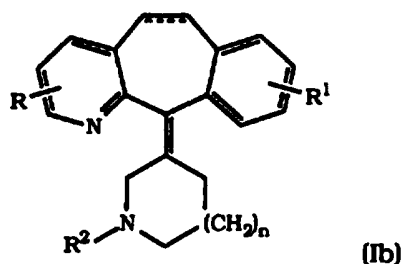
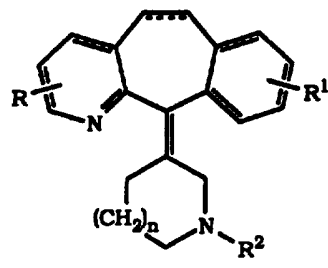




INTERNATIONAL APPLICATION PUBLISHED UNDER THE PATENT COOPERATION TREATY (PCT)

(51) International Patent Classification ⁶ : A61K 31/445, 31/44	A1	(11) International Publication Number: WO 96/30017 (43) International Publication Date: 3 October 1996 (03.10.96)
<p>(21) International Application Number: PCT/US96/03306</p> <p>(22) International Filing Date: 20 March 1996 (20.03.96)</p> <p>(30) Priority Data: 08/410,442 24 March 1995 (24.03.95) US</p> <p>(71) Applicant: SCHERING CORPORATION [US/US]; 2000 Galloping Hill Road, Kenilworth, NJ 07033 (US).</p> <p>(72) Inventors: AFONSO, Adriano; 100 Woodmere Road, West Caldwell, NJ 07006 (US). KELLY, Joseph, M.; 112 Princeton Road, Parlin, NJ 08859 (US). WOLIN, Ronald, L.; 406 Mountain Avenue, Westfield, NJ 07090 (US).</p> <p>(74) Agents: JEANETTE, Henry, C. et al.; Schering-Plough Corporation, Patent Dept. K-6-1 1990, 2000 Galloping Hill Road, Kenilworth, NJ 07033-0530 (US).</p>	<p>(81) Designated States: AL, AM, AU, AZ, BB, BG, BR, BY, CA, CN, CZ, EE, GE, HU, IS, JP, KG, KR, KZ, LK, LR, LT, LV, MD, MG, MK, MN, MX, NO, NZ, PL, RO, RU, SG, SI, SK, TJ, TM, TR, TT, UA, UZ, VN, ARIPO patent (KE, LS, MW, SD, SZ, UG), Eurasian patent (AM, AZ, BY, KG, KZ, MD, RU, TJ, TM), European patent (AT, BE, CH, DE, DK, ES, FI, FR, GB, GR, IE, IT, LU, MC, NL, PT, SE), OAPI patent (BF, BJ, CF, CG, CI, CM, GA, GN, ML, MR, NE, SN, TD, TG).</p> <p>Published <i>With international search report.</i> <i>Before the expiration of the time limit for amending the claims and to be republished in the event of the receipt of amendments.</i></p>	

(54) Title: TRICYCLIC COMPOUNDS USEFUL FOR INHIBITION OF G-PROTEIN FUNCTION AND FOR TREATMENT OF PROLIFERATIVE DISEASES



(57) Abstract

A method of inhibiting Ras function and therefore inhibiting cellular growth is disclosed. The method comprises the administration of a novel compound of formula (Ia), (Ib) or (Ic) wherein: R and R¹ are H, alkyl, halogeno, OH, alkoxy, NH₂, alkylamino, dialkylamino, CF₃, SO₃H, CO₂R³, NO₂, SO₂NH₂, or CONHR⁴; n is 0 or 1; R² is a group of the formula R⁵C(O)-, R⁵CH₂C(O)-, R⁵C(R⁶)₂C(O)-, R⁵SO₂-, R⁵CH₂SO₂-, R⁵SCH₂C(O)-, R⁵OC(O)-, R⁵NHC(O)-, R⁵C(O)C(O)- or R⁵SC(O)-; R⁵ is alkyl, aryl, arylalkyl, arylalkenyl, heteroaryl, heteroarylalkyl, heteroarylalkenyl or heterocycloalkyl; and R⁶ is alkyl or C(R⁶)₂ is a carboxylic ring; or pharmaceutically acceptable salts thereof.

FOR THE PURPOSES OF INFORMATION ONLY

Codes used to identify States party to the PCT on the front pages of pamphlets publishing international applications under the PCT.

AM	Armenia	GB	United Kingdom	MW	Malawi
AT	Austria	GE	Georgia	MX	Mexico
AU	Australia	GN	Guinea	NE	Niger
BB	Barbados	GR	Greece	NL	Netherlands
BE	Belgium	HU	Hungary	NO	Norway
BF	Burkina Faso	IE	Ireland	NZ	New Zealand
BG	Bulgaria	IT	Italy	PL	Poland
BJ	Benin	JP	Japan	PT	Portugal
BR	Brazil	KE	Kenya	RO	Romania
BY	Belarus	KG	Kyrgyzstan	RU	Russian Federation
CA	Canada	KP	Democratic People's Republic of Korea	SD	Sudan
CF	Central African Republic	KR	Republic of Korea	SE	Sweden
CG	Congo	KZ	Kazakhstan	SG	Singapore
CH	Switzerland	LI	Liechtenstein	SI	Slovenia
CI	Côte d'Ivoire	LU	Luxembourg	SK	Slovakia
CM	Cameroon	LV	Latvia	SN	Senegal
CN	China	MC	Monaco	SZ	Swaziland
CS	Czechoslovakia	MD	Republic of Moldova	TD	Chad
CZ	Czech Republic	MG	Madagascar	TG	Togo
DE	Germany	ML	Mali	TJ	Tajikistan
DK	Denmark	MN	Mongolia	TT	Trinidad and Tobago
EE	Estonia	MR	Mauritania	UA	Ukraine
ES	Spain			UG	Uganda
FI	Finland			US	United States of America
FR	France			UZ	Uzbekistan
GA	Gabon			VN	Viet Nam

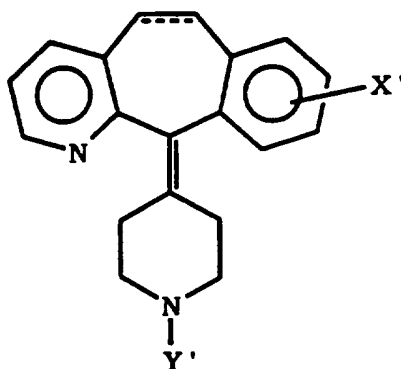
**TRICYCLIC COMPOUNDS USEFUL FOR INHIBITION OF
G-PROTEIN FUNCTION AND FOR TREATMENT OF
PROLIFERATIVE DISEASES**

5

BACKGROUND

International Publication Number WO92/11034, published July 9, 1992, discloses a method of increasing the sensitivity of a tumor to an antineoplastic agent, which tumor is resistant to the antineoplastic agent, by the concurrent administration of the antineoplastic agent and a potentiating agent of the formula:

10



wherein Y' is hydrogen, substituted carboxylate or substituted sulfonyl. Examples of such potentiating agents include 11-(4-piperidylidene)-5H-benzo[5,6]cyclohepta[1,2-b]pyridines such as Loratadine.

15

To acquire transforming potential, the precursor of the Ras oncoprotein must undergo farnesylation of the cysteine residue located in a carboxyl-terminal tetrapeptide. Inhibitors of the enzyme that catalyzes this modification, farnesyl protein transferase, have therefore been suggested as anticancer agents for tumors in which Ras contributes to transformation. Mutated, oncogenic forms of ras are frequently found in many human cancers, most notably in more than 50% of colon and pancreatic carcinomas (Kohl et al., Science, Vol. 260, 1834 to 1837, 1993).

20
25

A welcome contribution to the art would be compounds useful for the inhibition of farnesyl protein transferase. Such a contribution is provided by this invention.

SUMMARY OF THE INVENTION

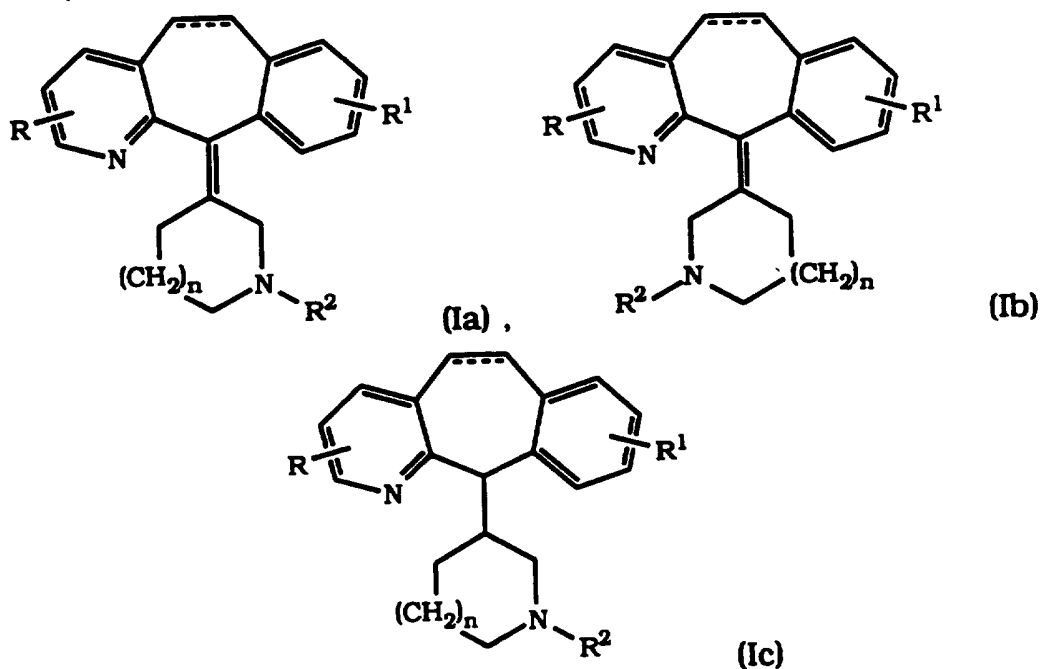
30

This invention provides a method for inhibiting farnesyl protein transferase (FPT) using the tricyclic compounds

described below which: (i) potently inhibit FPT, but not geranylgeranyl protein transferase I, *in vitro*; (ii) block the phenotypic change induced by a form of transforming Ras which is a farnesyl acceptor but not by a form of transforming Ras engineered to be a geranylgeranyl acceptor; (iii) block intracellular processing of Ras which is a farnesyl acceptor but not of Ras engineered to be a geranylgeranyl acceptor; and (iv) block abnormal cell growth in culture induced by transforming Ras.

This invention also provides a method for inhibiting the abnormal growth of cells, including transformed cells, by administering an effective amount of a compound of the present invention. Abnormal growth of cells means cell growth independent of normal regulatory mechanisms (e.g., loss of contact inhibition), including the abnormal growth of: (1) tumor cells (tumors) expressing an activated Ras oncogene; (2) tumor cells in which the Ras protein is activated as a result of oncogenic mutation in another gene; and (3) benign and malignant cells of other proliferative diseases in which aberrant Ras activation occurs.

This invention provides compounds of the formula (Ia), (Ib) and (Ic)



wherein:

R and R¹ are independently selected from H, (C₁-C₆)alkyl, halogeno, OH, (C₁-C₆)alkoxy; NH₂; (C₁-C₆)alkylamino; di((C₁-C₆)alkyl)amino; CF₃; SO₃H; CO₂R³; NO₂; SO₂NH₂; and CONHR⁴;

R² is R⁵C(O)-, R⁵CH₂C(O)-, R⁵C(R⁶)₂C(O)-, R⁵SO₂-,

5 R⁵CH₂SO₂-, R⁵SCH₂C(O)-, R⁵OC(O)-, R⁵NHC(O)-, R⁵C(O)C(O)- or R⁵OC(S)-;

R³ is (C₁-C₆)alkyl, aryl;

R is (C₁-C₆)alkyl;

R⁵ is (C₁-C₆)alkyl, aryl, aryl(C₁-C₆)alkyl, aryl(C₂-C₆)alkenyl,
10 heteroaryl, heteroaryl(C₁-C₆)alkyl, heteroaryl(C₂-C₆)alkenyl or heterocycloalkyl;

Each R⁶ independently represents (C₁-C₆)alkyl, or both R⁴ groups together with the carbon atom to which they are attached comprise a (C₃-C₇)carbocyclic ring;

15 n is 0 or 1; and

the dotted line represents an optional double bond; and pharmaceutically acceptable salts thereof.

This invention also provides a method for inhibiting tumor growth by administering an effective amount of the tricyclic
20 compounds, described herein, to a mammal (e.g., a human) in need of such treatment. In particular, this invention provides a method for inhibiting the growth of tumors expressing an activated Ras oncogene by the administration of an effective amount of the above described compounds. Examples of tumors
25 which may be inhibited include, but are not limited to, lung cancer (e.g., lung adenocarcinoma), pancreatic cancers (e.g., pancreatic carcinoma such as, for example, exocrine pancreatic carcinoma), colon cancers (e.g., colorectal carcinomas, such as, for example, colon adenocarcinoma and colon adenoma), myeloid
30 leukemias (for example, acute myelogenous leukemia (AML)), thyroid follicular cancer, bladder carcinoma, and myelodysplastic syndrome (MDS).

It is believed that this invention also provides a method for inhibiting proliferative diseases, both benign and malignant,
35 wherein Ras proteins are aberrantly activated as a result of oncogenic mutation in other genes--i.e., the Ras gene itself is not activated by mutation to an oncogenic form--with said inhibition being accomplished by the administration of an effective amount

of the tricyclic compounds described herein, to a mammal (e.g., a human) in need of such treatment. For example, the benign proliferative disorder neurofibromatosis, or tumors in which Ras is activated due to mutation or overexpression of tyrosine kinase oncogenes (e.g., neu, src, abl, lck, lyn, fyn), may be inhibited by the tricyclic compounds described herein.

The compounds of this invention inhibit farnesyl protein transferase and the farnesylation of the oncogene protein Ras. This invention further provides a method of inhibiting ras farnesyl protein transferase, in mammals, especially humans, by the administration of an effective amount of the tricyclic compounds described above. The administration of the compounds of this invention to patients, to inhibit farnesyl protein transferase, is useful in the treatment of the cancers described above.

The tricyclic compounds useful in the methods of this invention inhibit abnormal cellular growth. Without wishing to be bound by theory, it is believed that these compounds may function through the inhibition of G-protein function, such as ras p21, by blocking G-protein isoprenylation, thus making them useful in the treatment of proliferative diseases such as tumor growth and cancer. Without wishing to be bound by theory, it is believed that these compounds inhibit ras farnesyl protein transferase, and thus show antiproliferative activity against ras transformed cells.

DETAILED DESCRIPTION OF THE INVENTION

As used herein, the following terms are used as defined below unless otherwise indicated:

"alkyl", including the alkyl portions of alkoxy, alkylamino and dialkylamino, means a straight or branched carbon chain containing from one to twenty carbon atoms, preferably one to six carbon atoms;

"alkenyl" means an alkyl group containing one or two double bonds;

"heterocycloalkyl" means a saturated carbocyclic ring containing from 3 to 7 carbon atoms, preferably from 4 to 6 carbon atoms, which carbocyclic ring is interrupted by 1 to 3 heteroatoms selected from O, S and N, and includes heterocycloalkyls such as 2- or 3-tetrahydrofuranyl, 2-, 3- or 4-tetrahydropyranyl, 2- or 3- tetrahydrothienyl, 2-, 3- or 4-

piperidinyl, 2- or 3-pyrrolidinyl, 2- or 3-piperazinyl and 2- or 3-dioxanyl;

"aryl" represents a carbocyclic aromatic group containing from 6 to 10 carbon atoms, such as phenyl or naphthyl, said carbocyclic group being optionally substituted with 1-3 substituents selected from halogeno, (C₁-C₆)alkyl, hydroxy, (C₁-C₆)alkoxy, phenoxy, CF₃, amino, alkylamino, dialkylamino, CH₃C(O)NH-, CH₃C(O)O-, NO₂ and -COOR⁸, wherein R⁸ is H or (C₁-C₆)alkyl;

10 "halogeno" means fluoro, chloro, bromo and iodo; and

"heteroaryl" means a cyclic aromatic group, containing 5 to 10 ring members, comprising 2 to 9 carbon atoms and 1 to 3 heteroatoms selected from O, S, N and N→O, wherein N→O represents an N-oxide, and includes heteroaryls such as 2-, 3- or 4-pyridyl, 2-, 3- or 4- pyridyl N-oxide, imidazolyl, pyrazolyl, triazolyl, thienyl and furanyl, which heteroaryl group is optionally substituted by 1 to 3 substituents selected from halogeno, (C₁-C₆)alkyl, (C₁-C₆)alkoxy, amino, alkylamino, dialkylamino, C₆H₅C(O)NHCH₂- and -COOR⁸, wherein R⁸ is H or (C₁-C₆)alkyl.

20 Lines drawn into the ring systems indicate that the indicated bond may be attached to any of the substitutable ring carbon atoms.

Certain compounds of the invention may exist in different isomeric forms (e.g., enantiomers and diastereoisomers). The invention contemplates all such isomers both in pure form and in admixture, including racemic mixtures. Enol forms are also included.

30 The compounds of the invention can exist in unsolvated as well as solvated forms, including hydrated forms, e.g., hemihydrate. In general, the solvated forms, with pharmaceutically acceptable solvents such as water, ethanol and the like are equivalent to the unsolvated forms for purposes of the invention.

35 Certain tricyclic compounds will be acidic in nature, e.g. those compounds which possess a carboxyl or phenolic hydroxyl group. These compounds may form pharmaceutically acceptable salts. Examples of such salts may include sodium, potassium, calcium, aluminum, gold and silver salts. Also contemplated are salts formed with pharmaceutically acceptable amines such as

ammonia, alkyl amines, hydroxyalkylamines, N-methylglucamine and the like.

Certain basic tricyclic compounds also form pharmaceutically acceptable salts, e.g., acid addition salts. For example, the pyrido-nitrogen atoms may form salts with strong acid, while compounds having basic substituents such as amino groups also form salts with weaker acids. Examples of suitable acids for salt formation are hydrochloric, sulfuric, phosphoric, acetic, citric, oxalic, malonic, salicylic, malic, fumaric, succinic, ascorbic, maleic, methanesulfonic and other mineral and carboxylic acids well known to those in the art. The salts are prepared by contacting the free base form with a sufficient amount of the desired acid to produce a salt in the conventional manner. The free base forms may be regenerated by treating the salt with a suitable dilute aqueous base solution such as dilute aqueous sodium hydroxide, potassium carbonate, ammonia and sodium bicarbonate. The free base forms differ from their respective salt forms somewhat in certain physical properties, such as solubility in polar solvents, but the acid and base salts are otherwise equivalent to their respective free base forms for purposes of the invention.

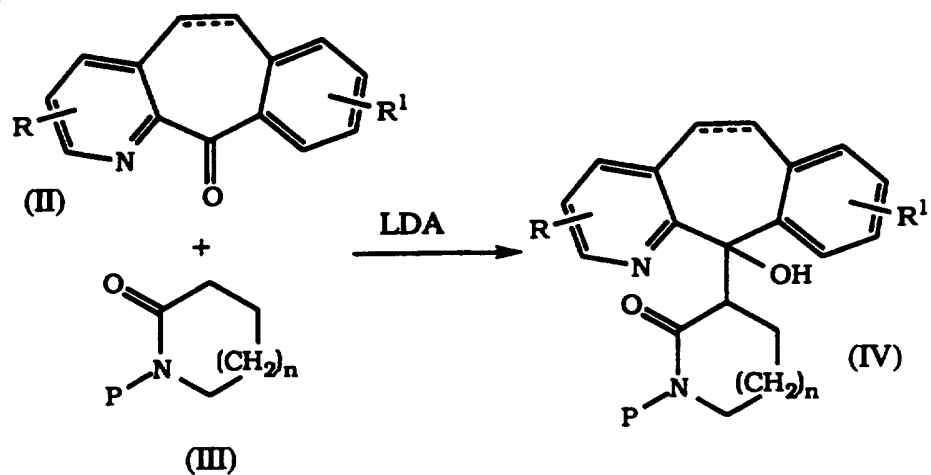
All such acid and base salts are intended to be pharmaceutically acceptable salts within the scope of the invention and all acid and base salts are considered equivalent to the free forms of the corresponding compounds for purposes of the invention.

The following compounds and reagents are referred to herein the abbreviations indicated: trifluoroacetic anhydride (TFAA); 4-dimethylaminopyridine (DMAP); methanol (MeOH); ethanol (EtOH); diethyl ether (Et₂O); triethylamine (Et₃N); ethyl acetate (EtOAc); acetic acid (HOAc); m-chloroperbenzoic acid (MCPBA); dicyclohexylcarbodiimide (DCC); 1-(3-dimethylamino-propyl)-3-ethylcarbodiimide hydrochloride (DEC); 1-hydroxy-benzotriazole (HOBT); N-methylmorpholine (NMM); dimethyl-formamide (DMF)

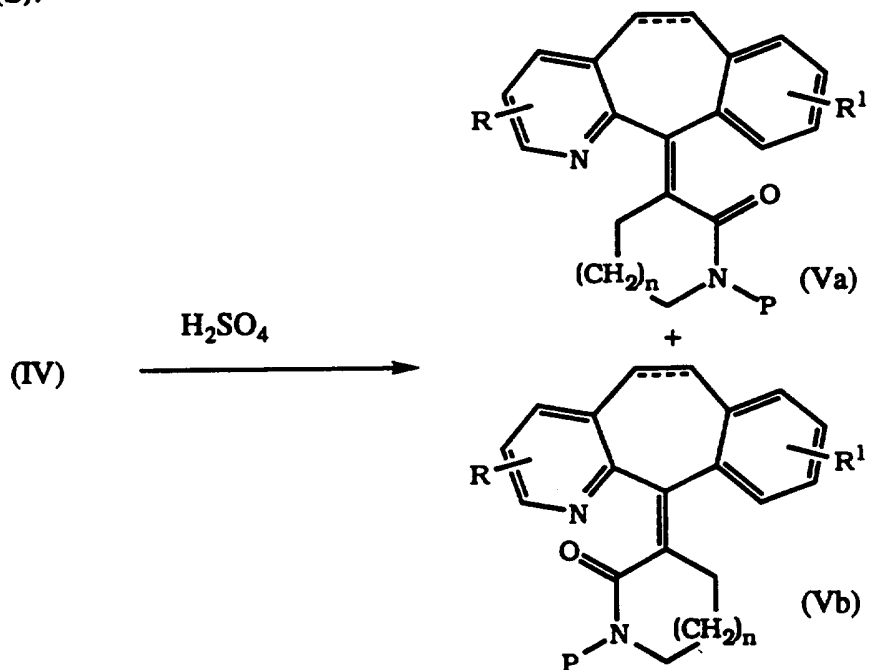
Compounds of the formula (Ia) and (Ib) can be prepared by the process shown in Reaction Scheme 1.

REACTION SCHEME 1

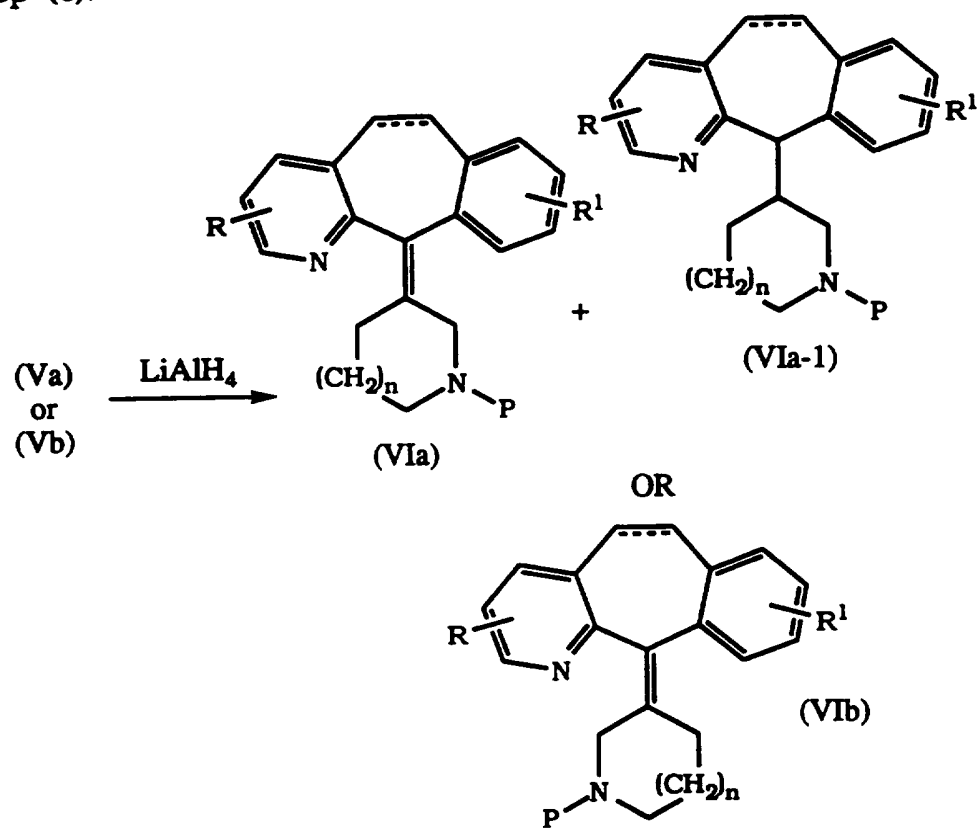
Step (a)



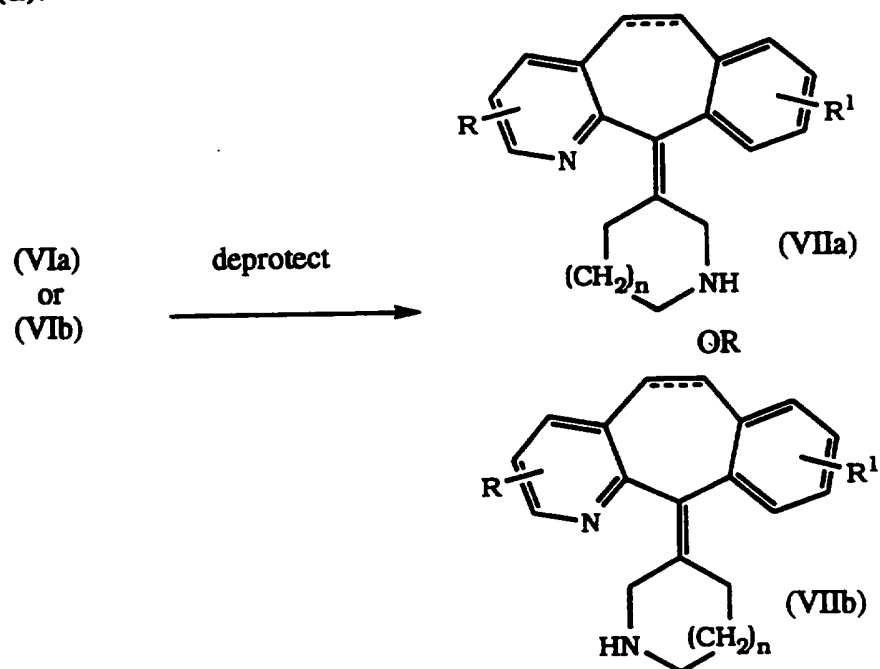
Step (b):



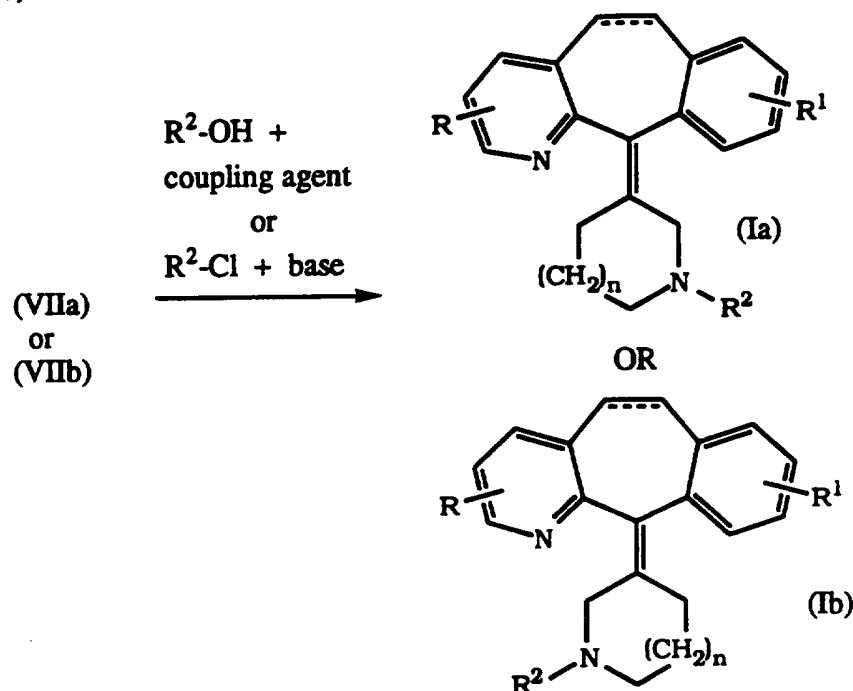
Step (c):



Step (d):



Step (e):



In Step (a) of Reaction Scheme 1, A protected lactam of the formula (III), wherein P is an amine protecting group, such as CH₃, benzyl or C₆H₅SO₂-, and n is as defined above, is treated with LDA, then reacted with a ketone of the formula (II) wherein R and R¹ are as defined above and the dotted line represents an optional double bond, at -100° to 0°C, preferably at -80° to -20°C, to form an alcohol of the formula (IV).

In Step (b) the alcohol (IV) from Step (a) is dehydrated by treating with concentrated H₂SO₄ to form a mixture of isomeric compounds (Va) and (Vb). The compounds (Va) and (Vb) are separated, e.g. by column chromatography, and a single isomer (Va) or (Vb) is used in Step (c).

In Step (c) the compound (Va) or (Vb) is treated with LiAlH₄, at -40° to 40°C, preferably at -10° to 20°C, and most preferably at about 0°C, in a suitable solvent, such as THF or Et₂O, to form a mixture compounds of the formula (VIa) and (VIa-1), or a compound of the formula (VIb), respectively.

In Step (d) the compound (VIa) or (VIb) is deprotected using reagents and reaction conditions appropriate for the specific protecting group (P), such as those described in Greene, *et al.*, "Protective Groups in Organic Synthesis, 2nd Ed.", pages

315-385, John Wiley & Sons, New York (1991), to form an amine of the formula (VIIa) or (VIIb), respectfully.

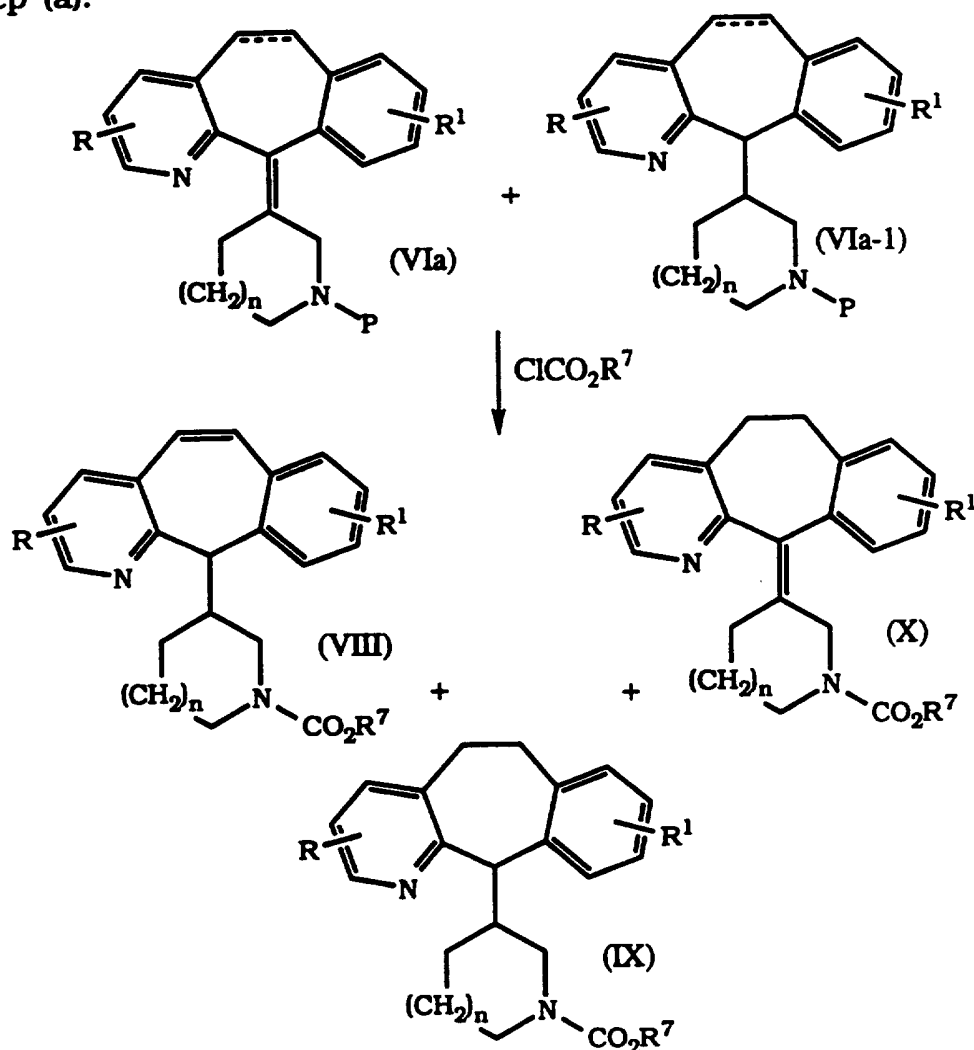
In Step (e) the amine (VIIa) or (VIIb) is reacted with a compound of the formula R^2-OH , wherein R^2 is as defined above, in a suitable solvent, such as DMF or CH_2Cl_2 , in the presence of a coupling agent, such as DCC or DEC, to form a compound of the formula (Ia) or (Ib), respectfully.

Alternatively, the amine (VIIa) or (VIIb) is reacted with a compound of the formula R^2-Cl , wherein R^2 is as defined above, in the presence of a tertiary amine base, such as DMAP or pyridine, to form a compound of formula (Ia) or (Ib), respectfully.

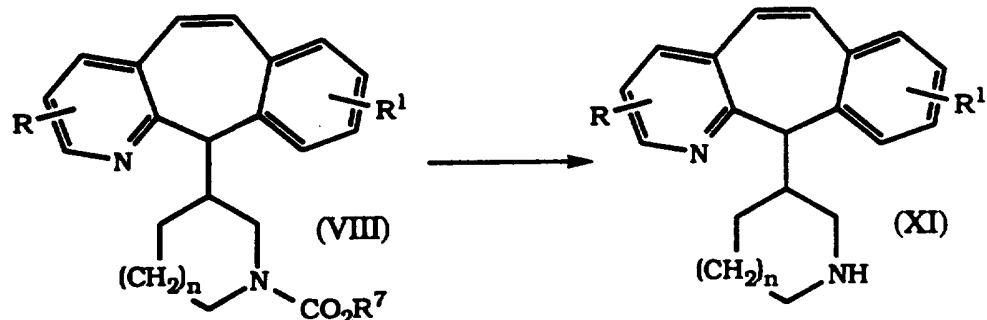
Compounds of the formula (Ic) can be prepared by the process shown in Reaction Scheme 2.

REACTION SCHEME 2

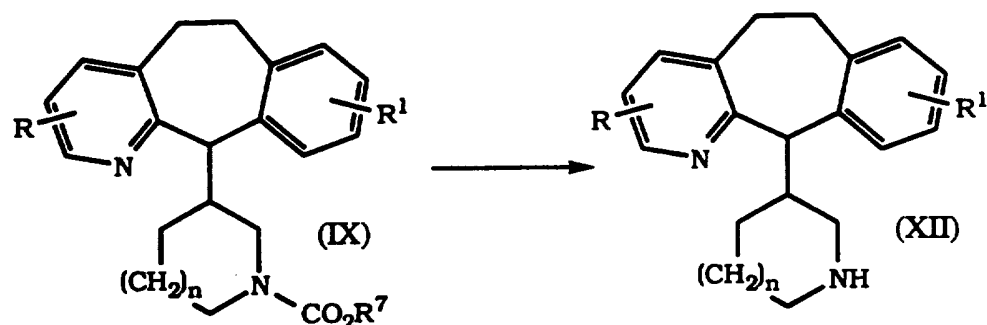
15 Step (a):



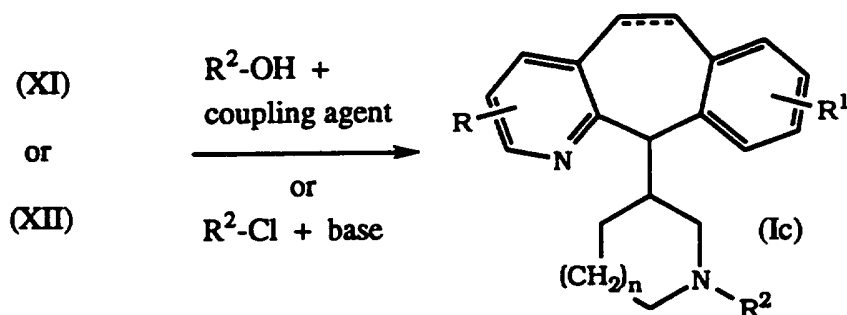
Step (b):



OR



5 Step (c):



In Step (a) of Reaction Scheme 2 the mixture of compounds of the formula (VIa) and (VIa-1) from Step (c) of Reaction Scheme 1, wherein P is CH₃, and R, R¹ and n are as defined above, and the optional double bond is not present, is reacted with a compound of the formula ClCO₂R⁷, wherein R⁷ is (C₁-C₆)alkyl, (i.e. an alkyl chloroformate), preferably ethyl chloroformate, in the presence of a tertiary amine base, preferably Et₃N, in a suitable solvent, such as toluene, at 40° to 110°C, preferably at 70° to 90°C, to form a mixture of compounds (VIII), (IX) and (X). (Compounds (VIII) and (X) are formed from compound (VIa) while compound (IX) is formed from compound (VIa-1).) Compounds (VIII), (IX) and (X) are separated, e.g. by chromatography.

In Step (b) a compound of the formula (VIII) or (IX) is reacted with concentrated HCl at 40° to 110°C, preferably at 70° to 90°C, to form an amine of the formula (XI) or (XII).

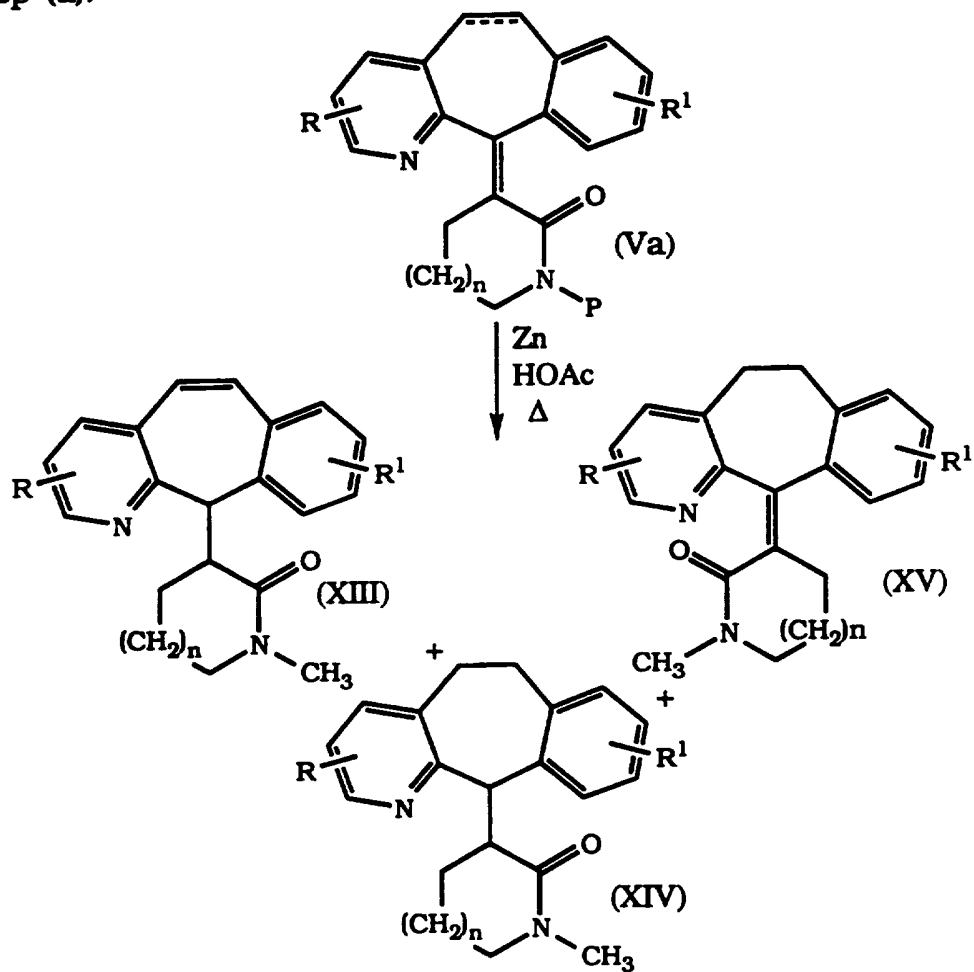
5 Alternatively, in Step (b) a compound of the formula (VIII) or (IX) is reacted with a hydroxide base, such as NaOH or KOH, preferably KOH, in the presence of a suitable solvent, such as a mixture of a C₁-C₆ alcohol and water, preferably a mixture of EtOH and water or iPrOH and water, at 40° to 100°C, preferably at 50° to 80°C, to form a compound of the formula (XI) or (XII),
10 respectively.

In Step (c) a compound of the formula (XI) or (XII) is reacted with either R²OH and a coupling agent, or R²Cl and a base, via substantially the same procedures as described for Scheme 1, Step (e), to form a compound of the formula (Ic).

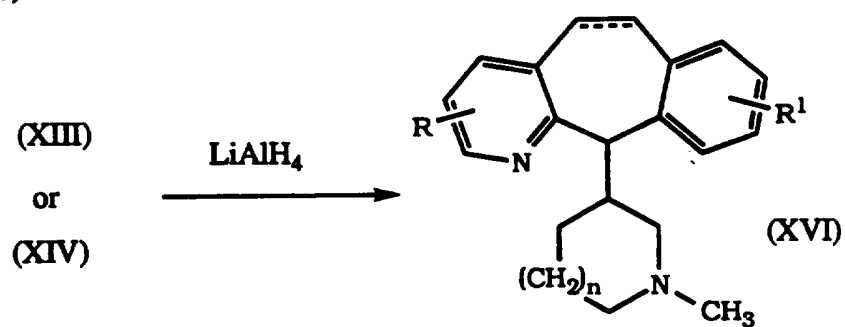
15 An alternative process for preparing compounds of the formula (Ic) is described in Reaction Scheme 3.

REACTION SCHEME 3

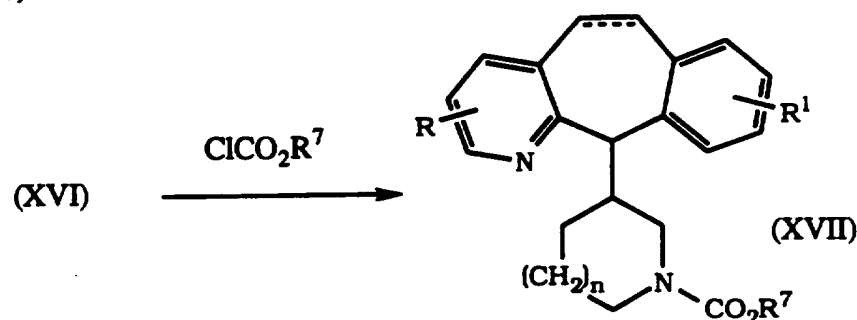
Step (a):



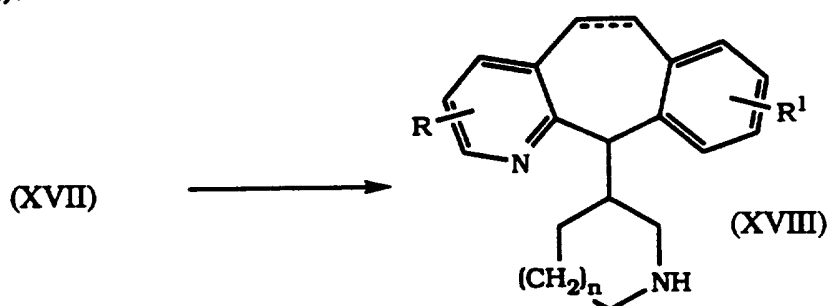
Step (b):



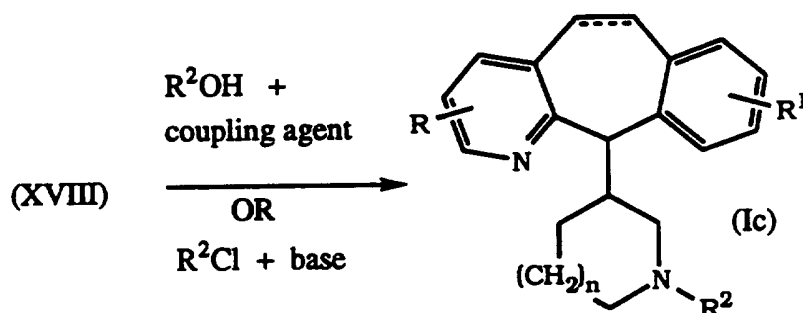
Step (c):



Step (d):



5 Step (e):



In Step (a) of Reaction Scheme 3, a compound of the formula (Va) from Step (b) of Reaction Scheme 1, wherein P is CH₃, and R, R¹ and n are as defined above, and the optional double bond is not present, is reacted with Zn powder and glacial HOAc at 80° to 120°C, preferably at about 100°C, to form a mixture of compounds (XIII), (XIV) and (XV). Compounds (XIII), (XIV) and (XV) are separated, e.g. by chromatography.

In Step (b) of Reaction Scheme 3, a compound of the formula (XIII) or (XIV) is reduced by treating with a hydride reducing agent, such as LiAlH₄, via substantially the same procedure as described for Step (c) of Reaction Scheme 1 to form a compound of the formula (XVI), wherein R, R¹ and n are as

defined above, and the dotted line represents an optional double bond.

In Step (c), a compound of the formula (XVI) is treated with a compound of the formula ClCO_2R^7 , wherein R^7 is as defined above, via substantially the same procedure as described for Step (a) of Reaction Scheme 2 to form a compound of the formula (XVII).

In Step (d), a compound of the formula (XVII) is hydrolyzed via substantially the same procedure as described for Step (b) of Reaction Scheme 2 to form an amine of the formula (XVIII).

In Step (e), an amine of the formula (XVIII) is reacted with either R^2OH and a coupling agent, or R^2Cl and a base, via substantially the same procedures as described for Reaction Scheme 1, Step (e), to form a compound of the formula (Ic).

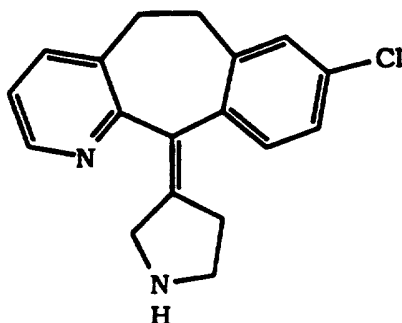
Starting ketones of the formula (II) and starting compounds of the formula (III) are known or can be prepared via known methods. Compounds of the formula R^2OH , R^2Cl and ClCO_2R^7 are known and are either commercially available or can be prepared via established methods.

In the above processes, it is sometimes desirable and/or necessary to protect certain R^1 , R^2 , R^3 and R^4 etc., groups during the reactions. Conventional protecting groups are operable as described in Greene, *et al.*, "Protective Groups In Organic Synthesis, 2nd Ed.", John Wiley & Sons, New York, (1991). For example, see Table 1 on page 60 of WO 95/10516.

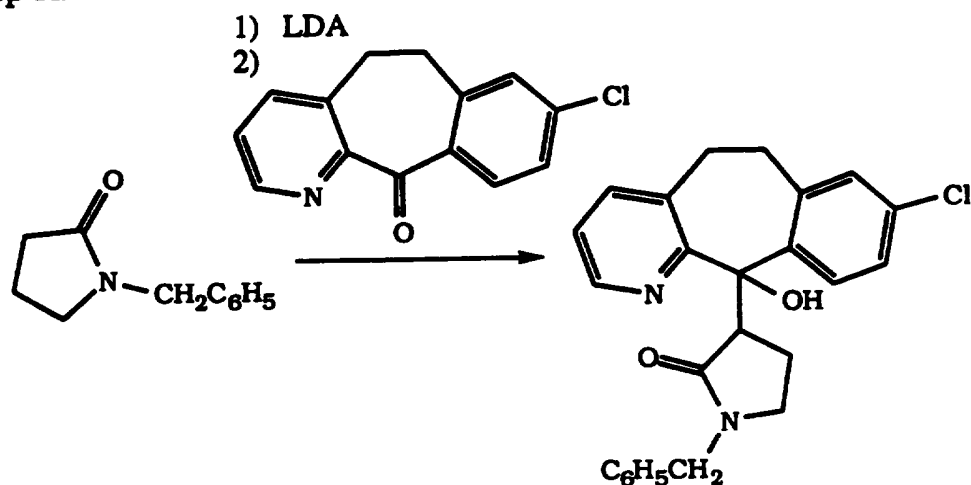
Compounds useful in this invention are exemplified by the following preparative examples, which should not be construed to limit the scope of the present invention.

30

PREPARATION 1



Step A:

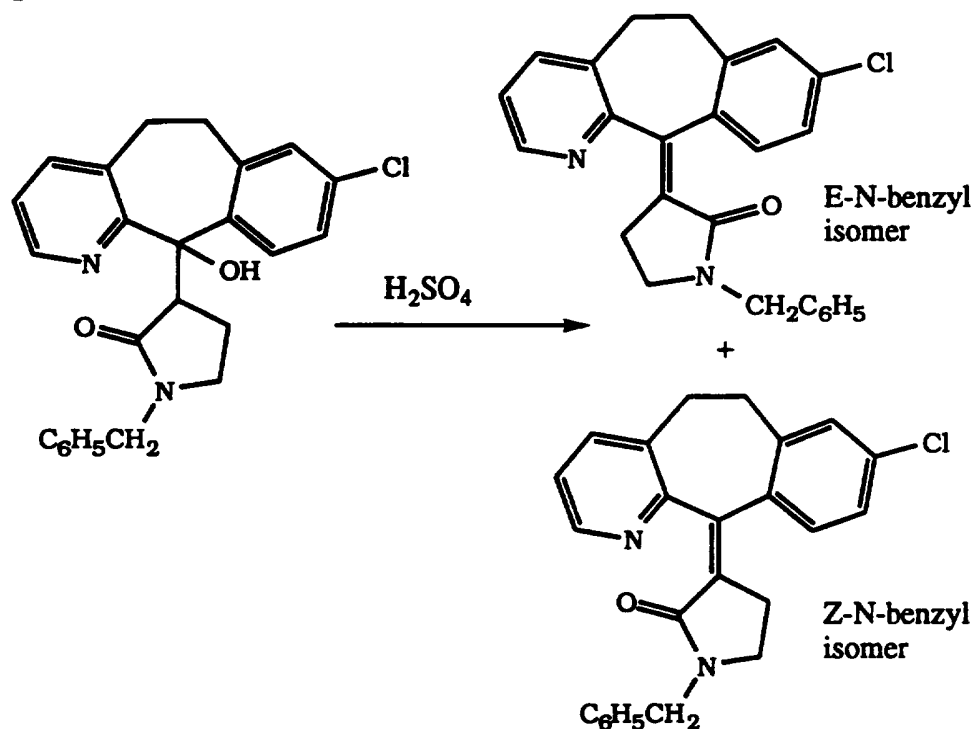


- In a flame dried 2-neck flask combine THF (400mL) and dry diisopropyl amine (0.135 mol, 13.74 g, 19.0 mL). Cool the solution to -78°C and slowly add (dropwise) n-BuLi (2 M, 0.134 mol, 67 mL) over 5 min. Stir the resulting mixture at -78°C for 45 min, then slowly add (dropwise) a THF solution of the lactam (0.123 mol, 21.6 g, 20 mL) over 5 min. Stir the reaction mixture at -78°C for 1h, then raised to 0°C for 1h, to give an opaque red solution. Cool the reaction mixture back down to -78°C and add a THF solution of the ketone (0.123 mol, 30 g in 300 mL THF) via cannula. When the reaction is complete by TLC analysis (after about 2 hours), raise the temperature to -50°C for 30 min, then add saturated NH_4Cl (aqueous) to quench. Dilute the mixture with additional H_2O and extract repeatedly with EtOAc. Combine the extracts and wash with brine. Dry the extracts over Na_2SO_4 , filter, and concentrate *in vacuo* to give a mixture of diastereomeric alcohols. Heat the mixture in EtOAc to give 19.9 g (42% yield) of the upper R_f diastereomer as a solid.
- 20 Chromatograph (silica gel, 2% THF: CH_2Cl_2 increasing gradually to 5% THF: CH_2Cl_2) the material obtained from the mother liquor to give 21.3 g (45 % yield) of the lower R_f diastereomer as a solid, and 2.9 g of unreacted ketone.

Analytical data for the upper R_f diastereomer: MS (CI, M+H) = 385, MP $164-166^{\circ}\text{C}$. Combustion Analysis Calc: C, 71.51; H, 5.76; N, 6.67; Cl, 8.44. Found: C, 71.55; H, 5.58; N, 6.67; Cl, 8.49.

Analytical data for the lower R_f diastereomer: MS (CI, M+H) = 385, Combustion Analysis Calc: C, 71.51; H, 5.76; N, 6.67; Cl, 8.44. Found: C, 71.46; H, 5.57; N, 6.66; Cl, 8.40.

Step B:



5

Combine 1.0 g (2.38 mmol) of the upper R_f diastereomer from Step A and concentrated H₂SO₄ at room temperature. Heat the mixture to 60°C for 1.5 h, then cool to room temperature and poured into crushed ice. Basify the resulting solution to a pH of about 10 with 10% NaOH (aqueous) and extract repeatedly with CH₂Cl₂ (or EtOAc). Combine the extracts, wash the extracts with brine, then dry over Na₂SO₄, filtered and concentrate *in vacuo* to a residue. Chromatograph (silica gel, 5% acetone:CH₂Cl₂ increasing gradually to 5% MeOH:CH₂Cl₂) to give 200 mg of the E-N-benzyl isomer, and 600 mg of the Z-N-benzyl isomer as solids.

10

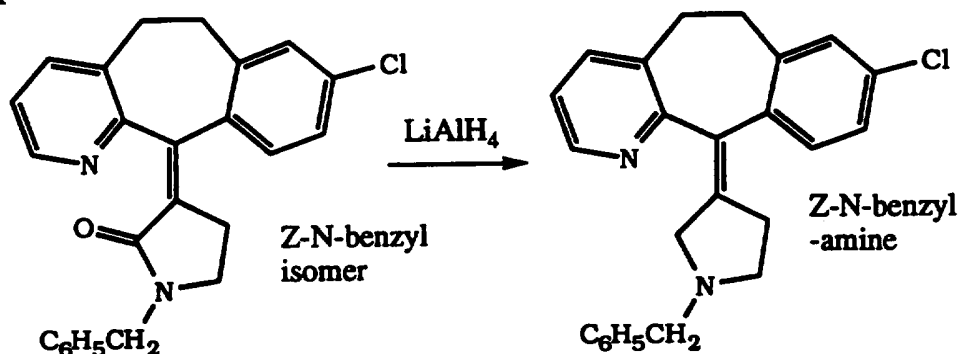
15

Analytical data for the E-N-benzyl isomer: MS (CI, M+H) = 401, MP 178-180.5°C. Combustion Analysis Calc: C, 74.90; H, 5.28; N, 6.99; Cl, 8.84.

20

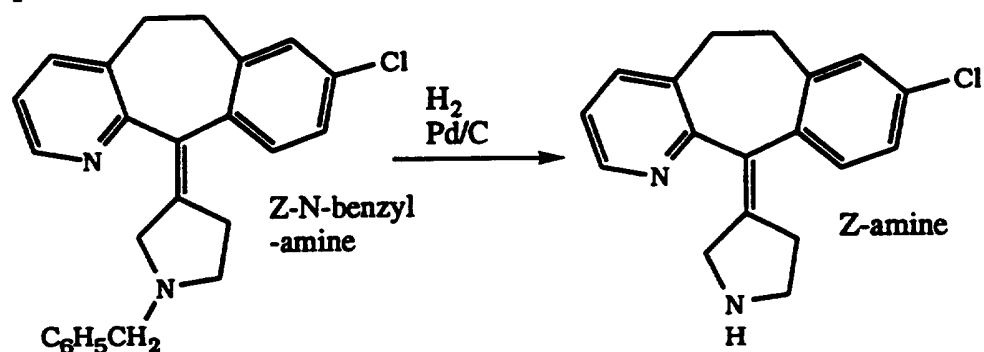
Analytical data for the Z-benzyl isomer: MS (CI, M+H) = 401, Combustion Analysis Calc: C, 74.90; H, 5.28; N, 6.99; Cl, 8.84. Found: C, 74.78; H, 5.41; N, 6.97; Cl, 8.82.

Step C:



- Combine the Z-N-benzyl isomer from Step B and 5 mL of THF under a N₂ atmosphere. Cool the solution to 0°C, and add 5 70 mg of LiAlH₄ (1.867 mmol) in portions. Stir the mixture for about 30 min. at 0°C, then quench with EtOAc and MeOH. Filter through celite® to remove the aluminum salts, concentrate the filtrate and add 5% NaOH (aqueous). Extract the aqueous portion with EtOAc:THF (9:1), combine the organic phases and wash with 10 brine. Dry over Na₂SO₄, filter and concentrate the filtrate *in vacuo* to a residue. Chromatograph (silica gel, 10% acetone:hexane increasing gradually to 20% acetone:hexane) to give 175 mg (51% yield) of the Z-N-benzylamine. Analytical data for the Z-N-benzylamine: MS (CI, M+H) = 387. High resolution MS Calc. for 15 C₂₅H₂₄N₂Cl: 387.1628. Found: 387.1609.

Step D:

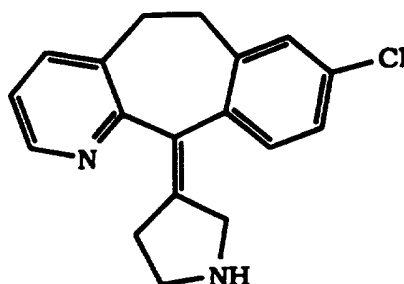


Combine 500 mg of the Z-N-benzylamine from Step C (1.29 mmol), MeOH (20 mL), HOAc (5 mL), 1,4-cyclohexadiene (5 mL) and 210 mg of 10% Pd/C under N₂ atmosphere. Carefully heat the mixture to 70°C at which time hydrogen evolution began. After 1 hour and add hydrogen and continue heating at about 40°C for an additional 1h. Filter the mixture through celite®, and concentrate the filtrate *in vacuo* to a residue. Add toluene and concentrate *in vacuo* again to remove residual HOAc. Chromatograph (silica gel, 5% MeOH:CH₂Cl₂ increasing gradually to 10% MeOH:CH₂Cl₂:1% NH₄OH) to give 221 mg (58 % yield) of the Z-amine product (P-1). Analytical data for Z-amine: MS (CI, M+H) = 296.

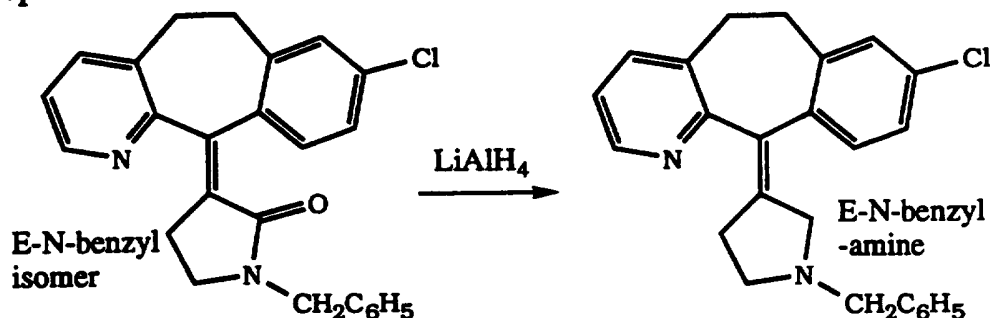
Using the starting ketone indicated and following substantially the same procedure as described in Preparation 1, the following amine was prepared:

Starting Ketone	Amine
	<p style="text-align: right;">(P-1A)</p>

- 20 -

PREPARATION 2

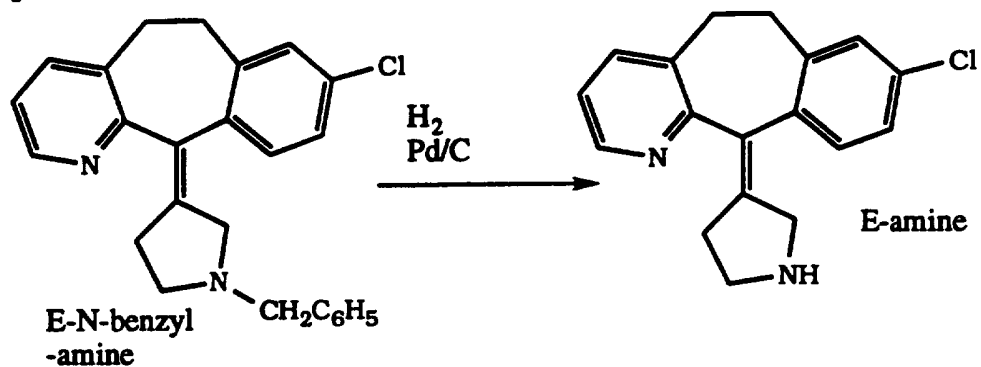
Step A



- 5 Combine 1.04 g of LiAlH_4 (27.7 mmol) and 75 mL of Et_2O under a N_2 atmosphere. Cool the mixture to 0°C , and add a THF solution of 2.20 g (5.49 mmol) of the E-N-benzyl isomer from Step B of Preparation 1, via syringe. After 120 min., quench the reaction mixture with EtOAc and MeOH, followed by the addition
- 10 of 1% NaOH (aqueous). Extract the aqueous portion with EtOAc (4 X 75 mL), then with EtOAc:THF (4:1), and combine the extracts. Wash the extracts with brine, dry over MgSO_4 , filter and concentrate *in vacuo* to a residue. Chromatograph (silica gel, 15% acetone:EtOAc increasing gradually to 5% MeOH:EtOAc) to give
- 15 1.08 g (51% yield) of the E-N-benzylamine product.

Analytical data for the E-N-benzylamine: MS (CI, M+H) = 387, Combustion Analysis Calc: C, 77.61; H, 5.99; N, 7.24; Cl, 9.16. Found: C, 77.80; H, 6.07; N, 7.20; Cl, 8.94.

Step B:

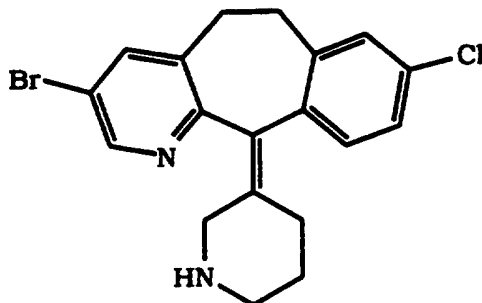


The E-N-benzylamine from Step A is hydrogenated using Pd/C via essentially the same procedure as described for the Z-isomer in Step D of Preparation 1 to give the E amine product (P-2).

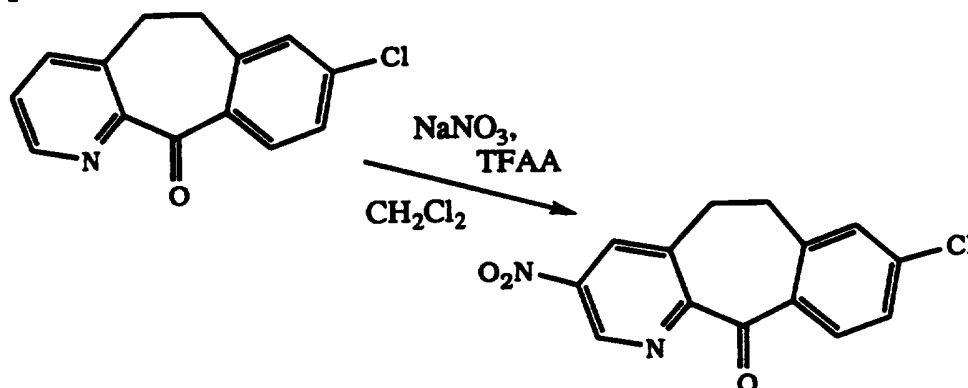
Using the starting ketone indicated and following substantially the same procedure as described in Preparation 2, the following amine was prepared:

Starting Ketone	Amine
	<p>(P-2A)</p>

10

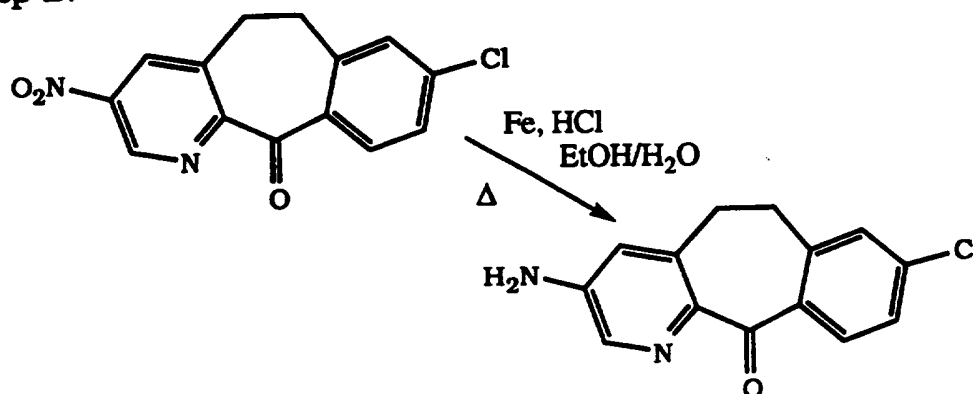
PREPARATION 3

Step A:



Combine 10 g (41.03 mmol) of the ketone and 100 mL of CH_2Cl_2 and cool to -5°C . Add 7.0 mL (49.5 mmol) of TFAA, then
 5 add 3.7 g (43.53 mmol) NaNO_3 to the stirred mixture. Allow the mixture to warm to 20°C and stir for 30 hours. Cool the mixture to 0°C and slowly add a solution of 30 mL of concentrated NH_4OH (aqueous) in 100 mL of water. Stir for 30 min. then add 300 mL
 10 of CH_2Cl_2 and 200 mL of water. Separate the layers and dry the organic phase over MgSO_4 . Filter and concentrate *in vacuo* to a solid residue. Stir the solid in 100 mL of hot MeOH for 30 min. then allow the mixture to cool to room temperature. Filter, wash the solid with 20 mL of MeOH and dry under vacuum (0.2 mm
 15 Hg) at room temperature to give 4.9 g (41.4% yield) of the nitroketone product.

Step B:



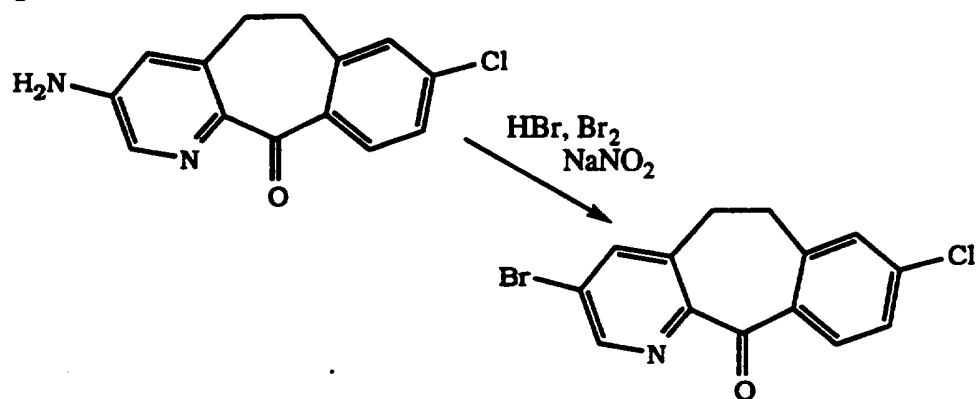
Combine 5 g (17.3 mmol) of the nitroketone from Step A, 140 mL of EtOH and 15 mL of water at room temperature, then
 20 add 3 g (54.5 mmol) of Fe powder. Add 1 mL of concentrated HCl and heat the mixture at reflux for 4 hours. Cool the mixture to room temperature and concentrate *in vacuo* to a volume of about

20 mL. Add 100 mL of water, 200 mL of CH_2Cl_2 and 30 mL of 20% NaOH (aqueous). Separate the layers and extract the aqueous phase with 200 mL of CH_2Cl_2 . Combine the organic extracts, filter and wash with 100 mL of water. Dry over MgSO_4

5 then concentrate *in vacuo* to a residue. Stir the residue in a mixture of 20 mL of acetone and 100 mL Et_2O to form a solid. Filter and wash the solid with 20 mL of Et_2O , then dry *in vacuo* at 20°C to give 4.0 g (89.5% yield) of the aminoketone product.

10 Analytical data for the aminoketone: m.p.= $199^\circ\text{-}200^\circ\text{C}$; MS (CI) = 259, 261; Combustion analysis: calc. - C, 64.99; H, 4.28; N, 10.83, found - C, 64.79; H, 4.41; N, 10.58.

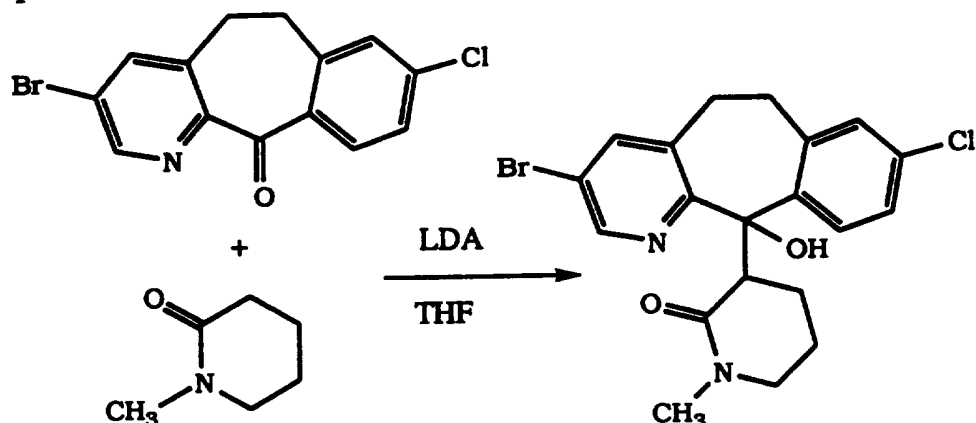
Step C:



15 Combine 10 g (0.386 mole) of the aminoketone from Step B and 300 mL of 48% HBr at -5°C , then add 9.0 mL (1.74 mole) of Br_2 and stir at -5°C for 20 min. Slowly add (dropwise) a solution of 10.5 g (1.52 mole) NaNO_2 in 25 mL of water, keeping the temperature at -5°C . Stir for 1 hour at -5°C , allow the mixture to warm to 20°C over 1 hour and stir at 20°C for 4 hours. Pour the mixture into 300 g of ice, and add 40% NaOH (aqueous) to the ice cold mixture to adjust to $\text{pH} = 14$. Extract with CH_2Cl_2 (2 X 300 mL), combine the extracts and dry over MgSO_4 . Filter and concentrate *in vacuo* to a residue. Chromatograph the residue (silica gel, 25% EtOAc /hexanes) to give 8.7 g (69.9% yield) of the bromoketone product.

25 Analytical data for the bromoketone: MS (CI) = 322, 324.

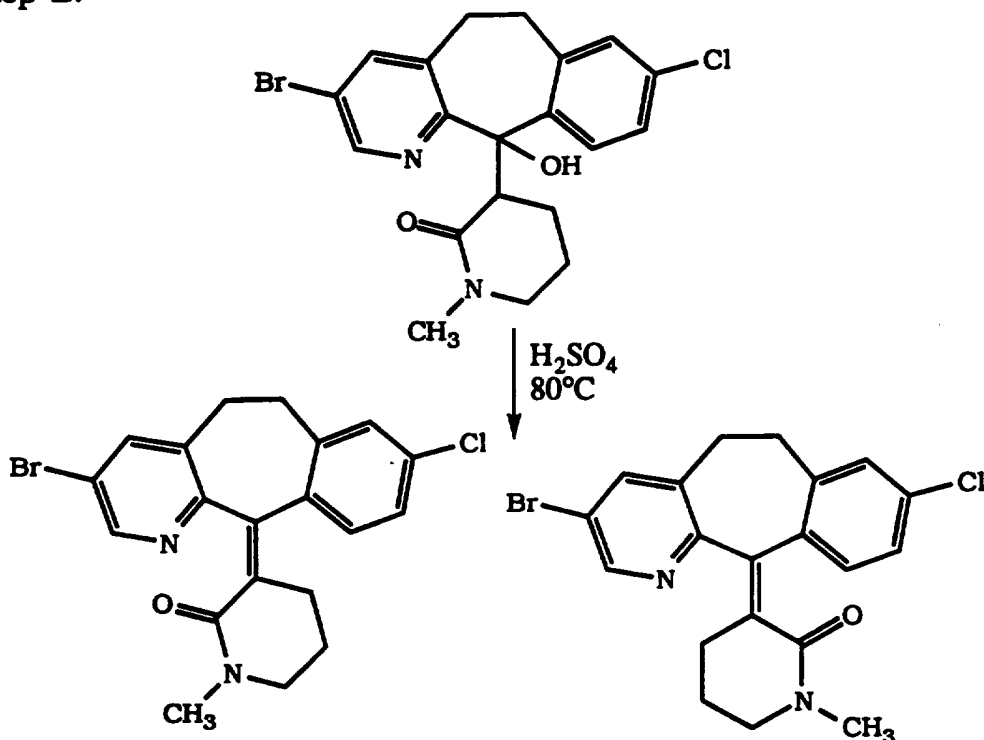
Step D:



Slowly add (dropwise) 18 mL (45.0 mmol) of 2.5 M
 n-butyllithium in hexanes to a solution of 7.0 mL (49.41 mmol)
 5 diisopropylamine in 100 mL of THF at -78°C . Stir at -78°C for 15
 min. then add 7.0 mL (64 mmol) of N-methyl-2-piperidone. Stir
 the mixture at -78°C for 30 min. then warm to -5°C over a 1 hour
 period. Cool to -78°C and slowly add (dropwise) a solution of 12 g
 10 (37.2 mmol) of the bromoketone from Step C in 200 mL of dry
 THF. Stir the mixture at -78°C for 1 hour, then warm to -10°C
 over 1.5 hours. Add 25 mL of water and concentrate *in vacuo* to
 remove about 200 mL of the solvent. Extract with 600 mL of
 CH_2Cl_2 and 300 mL of brine, and dry the organic extract over
 15 MgSO_4 . Filter, concentrate *in vacuo* to a residue and stir the
 residue in a mixture of 30 mL of acetone and 20 mL of Et_2O to
 form a solid. Filter, wash the solid with 10 mL of Et_2O and dry at
 20°C , 0.2 mm Hg, overnight to give 11.89 g of the product as a
 mixture of diastereomers. Chromatograph (silica gel, 25%
 EtOAc /hexanes) the mother liquor and Et_2O wash to give an
 20 additional 1.0 g of the product (79.56% total yield).

Analytical data for the product of Step D: MS (CI, M+H) =
 437; combustion analysis: calc. - C, 55.12; H, 4.62; N, 6.43,
 found - C, 54.70; H, 4.57; N, 6.26.

Step E:



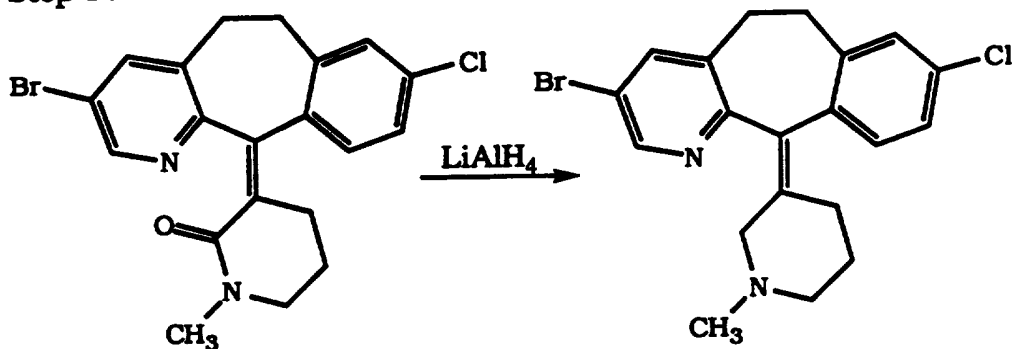
Combine 11.4 g (26.1 mmol) of the product from Step D and 100 mL of concentrated H_2SO_4 and heat to 80°C for 4 hours.

- 5 Cool the mixture to 20°C , pour into 300 g of ice and add 50% NaOH (aqueous) to the ice cold mixture to adjust to pH = 14. Filter to collect the resulting solid, wash the solid with 300 mL of water, then dry at 20°C , 0.2 mm Hg, overnight. Chromatograph the solid (silica gel, 2% MeOH/EtOAc) to give 4.48 g of the Z-isomer and 4.68 g of the E-isomer of the product (total yield 84%).
- 10

Analytical data for Z-isomer: MS (CI, M+H) = 417, 419; combustion analysis: calc. - C, 57.50; H, 4.34; N, 6.70, found - C, 57.99; H, 4.76; N, 6.66.

- 15 Analytical data for E-isomer: MS (CI, M+H) = 417, 419; combustion analysis: calc. - C, 57.50; H, 4.34; N, 6.70, found - C, 57.23; H, 4.43; N, 6.65.

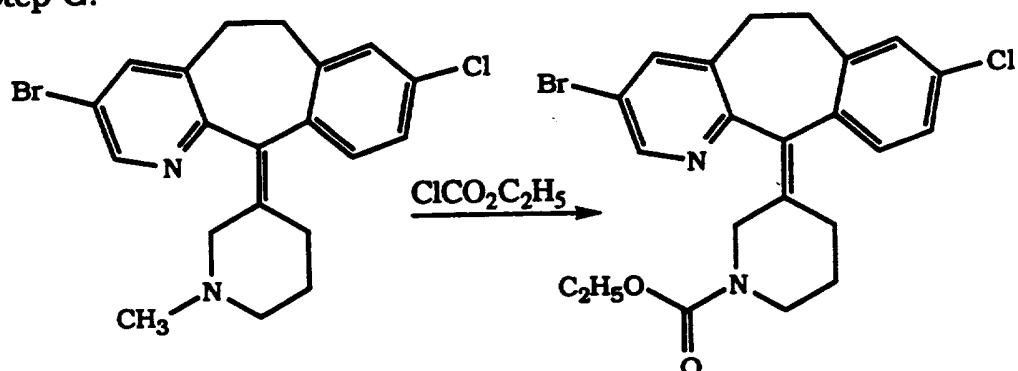
Step F:



Combine 1.0 g (2.39 mmol) of the Z-isomer product from Step E and 10 mL of dry THF at -10°C and add 110 mg (2.78 mmol) of LiAlH_4 . Stir the mixture at -10° to -5°C for 2 hours, then add 2 mL of EtOAc followed by 20 mL of 10% potassium sodium tartrate tetrahydrate (aqueous), 5 mL of 10% NaOH (aqueous) and 150 mL of CH_2Cl_2 . Separate the layers and dry the organic phase over MgSO_4 . Filter and concentrate *in vacuo* to a residue. Chromatograph the residue (silica gel, first 25% EtOAc/hexanes, then 3% MeOH/EtOAc containing concentrated 1% NH_4OH) to give 480 mg (50% yield) of the Z-methylamine product.

Analytical data for the Z-methylamine: m.p. = 160° - 161°C ;
 MS (CI, M+H) = 403, 405; combustion analysis: calc. - C, 59.49; H, 4.99; N, 6.94, found - C, 59.75; H, 5.43; N, 6.79.

Step G:

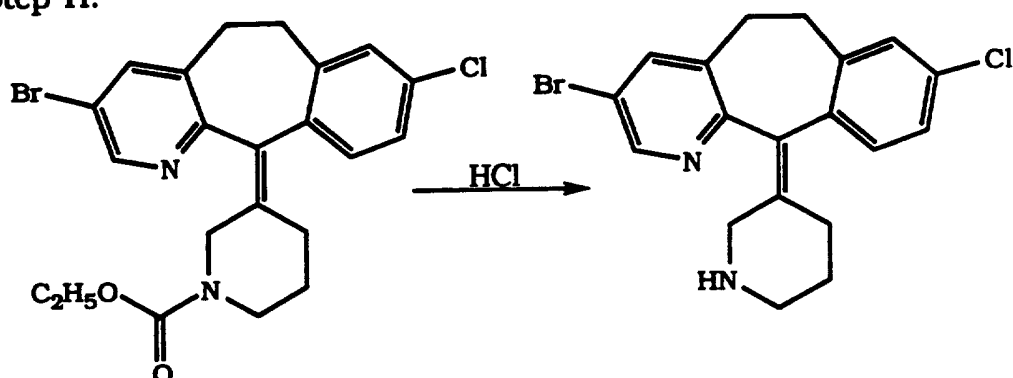


Combine 1.1 g (2.72 mmol) of the Z-methylamine from Step F and 20 mL of toluene at 0°C and add 1.0 mL (10.4 mmol) of $\text{ClCO}_2\text{C}_2\text{H}_5$. Add 1.0 mL (13.6 mmol) of Et_3N and heat the mixture to 70°C for 3 hours. Cool the mixture and concentrate *in vacuo* to a residue. Extract the residue with 50 mL of CH_2Cl_2 and wash the extract with 30 mL of water. Dry over MgSO_4 , filter and

concentrate *in vacuo* to a residue. Chromatograph the residue (silica gel, 20% EtOAc/hexanes) to give the crude product. Crystallize from a mixture of EtO and CH₂Cl₂ to give 510 mg (40.8% yield) of the Z-ethylcarbamate product.

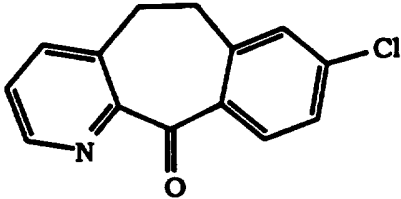
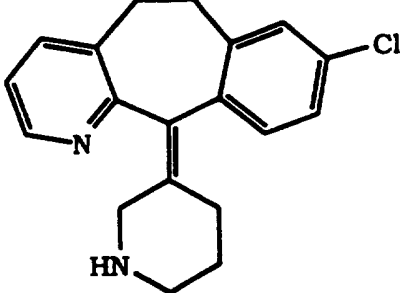
- 5 Analytical data for the Z-ethylcarbamate: m.p. = 182°-183°C; MS (CI, M+H) = 461, 463; combustion analysis: calc.- C, 57.29; H, 4.80; N, 6.06, found - C, 57.38; H, 4.72; N, 6.08.

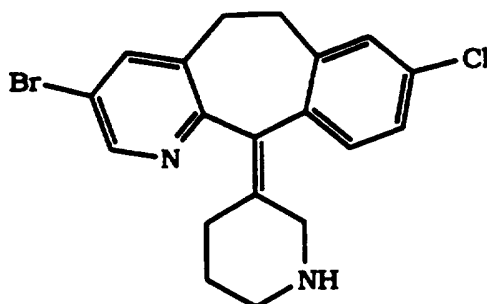
Step H:



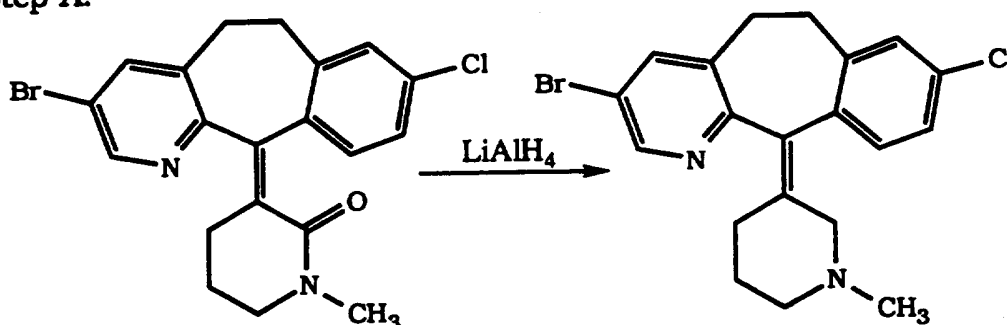
- 10 Combine 400 mg (0.866 mmol) of the Z-ethylcarbamate from Step G and 5 mL of concentrated HCl and heat at 100°C overnight. Cool to 0°C and slowly add 30% NaOH (aqueous) to basify the mixture. Extract with CH₂Cl₂ (2 X 250 mL) and dry the extract over MgSO₄. Filter and concentrate *in vacuo* to give 320 mg (94.86% yield) of the Z-amine product (P-3). Analytical data for the Z-amine (P-3): MS (FAB, M+H)= 389, 391.

Using the starting ketone indicated and following substantially the same procedure as described in Steps D to H of Preparation 3, the following amine was prepared:

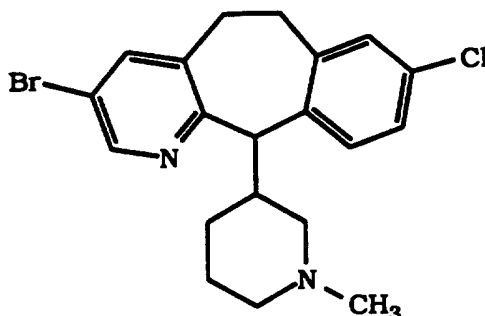
Starting Ketone	Amine
	 (P-3A), m.p. = 169°-170°C

PREPARATION 4

Step A:



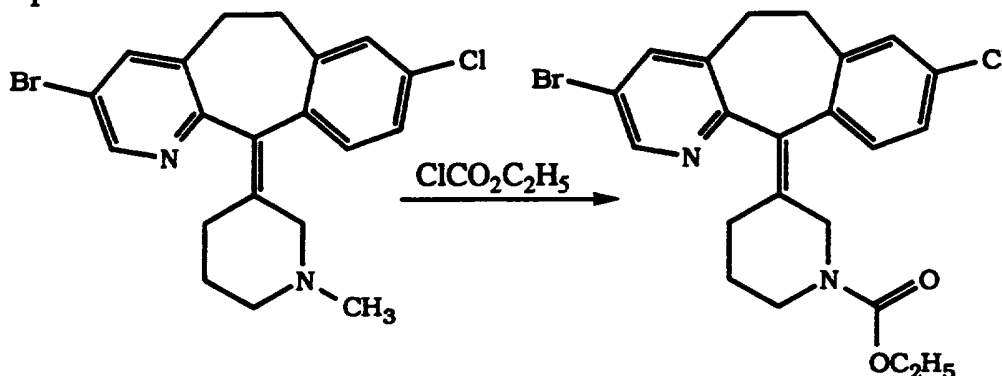
- 5 Combine 3.4 g (8.15 mmol) of the E-isomer product from Step E of Preparation 3 and 40 mL of dry THF at -5°C and add 470 mg (11.9 mmol) of LiAlH_4 . Stir the mixture at 0°C for 5 hours, then add 5 mL of water, 20 mL of 10% potassium sodium tartrate tetrahydrate (aqueous), 5 mL of 10% NaOH (aqueous) and
- 10 150 mL of CH_2Cl_2 . Separate the layers and dry the organic phase over MgSO_4 . Filter and concentrate *in vacuo* to a residue. The residue is a mixture of the product compound and a compound of the formula



- 15 Chromatograph the residue (silica gel, 2% MeOH/EtOAc) to give 1.3 g (40% yield) of the E-methylamine product.

Analytical data for the E-methylamine: m.p. = $140^{\circ}\text{--}141^{\circ}\text{C}$;
 MS (CI, M+H) = 403, 405; combustion analysis: calc. - C, 59.49;
 H, 4.99; N, 6.94, found - C, 59.11; H, 4.75; N, 6.98.

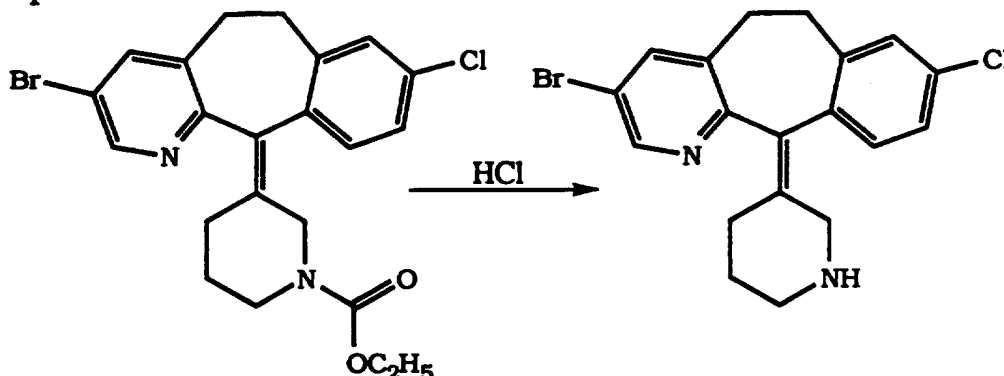
Step B:



Using 0.4 g (0.99 mmol) of the E-methylamine from Step A, 15 mL of toluene, 0.5 mL (5.2 mmol) of $\text{ClCO}_2\text{C}_2\text{H}_5$, and 0.5 mL (6.8 mmol) of Et_3N , and substantially the same procedure as described in Preparation 3, Step G, 230 mg (51.1% yield) of the E-ethylcarbamate product is prepared.

Analytical data for the E-ethylcarbamate: m.p. = 186° - 187°C ; MS (CI, M+H) = 463, 464; combustion analysis: calc. - C, 57.29; H, 4.80; N, 6.06, found - C, 57.43; H, 5.11; N, 6.09.

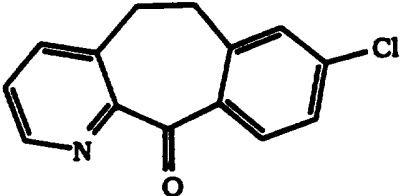
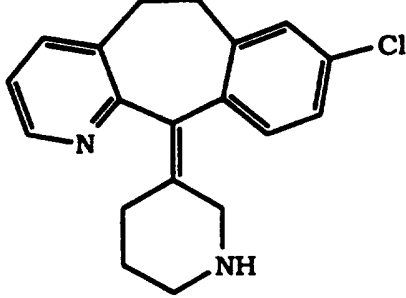
Step C:

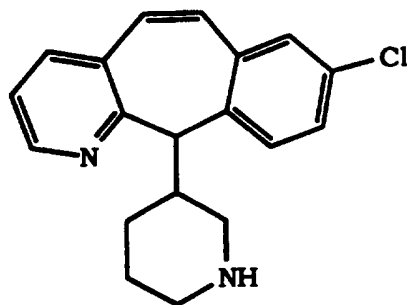


The E-ethylcarbamate from Step B is converted to the E-amine (P-4) in 97.8% yield using substantially the same procedure as described in Preparation 3, Step H.

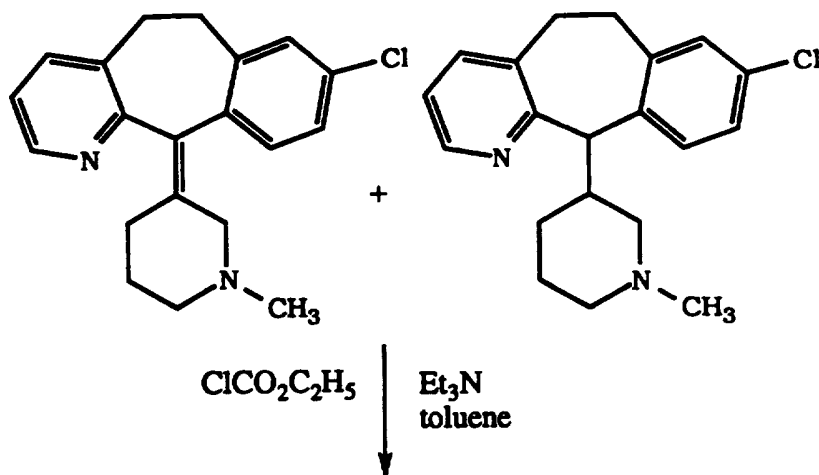
Analytical data for the E-amine (P-4): m.p. = 166° - 167°C ; MS (CI) = 389, 391; combustion analysis: calc. - C, 57.88; H, 4.66; N, 7.10, found - C, 57.63; H, 4.61; N, 7.03.

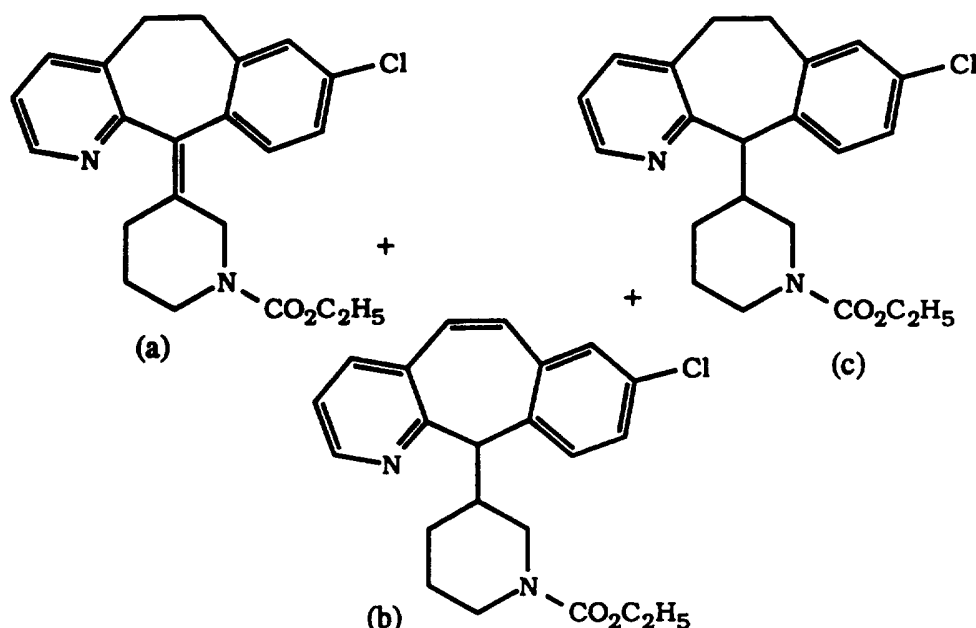
Using the starting ketone indicated to prepare the appropriate E-isomer via the procedures described in Steps D and E of Preparation 3, Steps A-E, the following amines were prepared via substantially the same procedure as described in Steps A-C of Preparation 4:

Starting Ketone	Amine
	 <p data-bbox="909 672 1340 705">(P-4A), m.p. = 140°-141°C</p>

PREPARATION 5

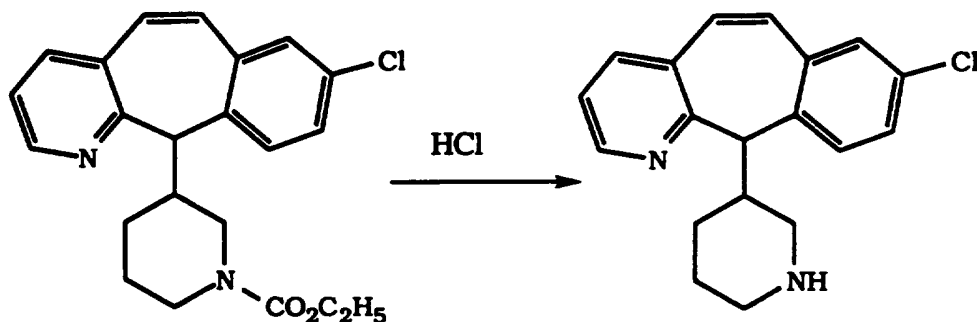
Step A:





Combine 20 g (61.5 mmol) of the crude (no chromatography) E-methyl-amine obtained from Preparation 4, Step A (using the appropriate starting ketone), and 200 mL of toluene at 0°C, and add 20 mL (208 mmol) of $\text{ClCO}_2\text{C}_2\text{H}_5$. Add 20 mL (272 mmol) of Et_3N , then heat to 80°C and stir for 4 hours. Cool to room temperature and concentrate *in vacuo* to a residue. Extract the residue with 300 mL of CH_2Cl_2 , wash the extract with 200 mL of water, then dry over MgSO_4 . Filter, concentrate *in vacuo* to a residue, then chromatograph the residue (silica gel, 70% EtOAc/hexanes) to give 5.0 g of product (a), 4.2 g of product (b), and 300 mg of product (c). Analytical data: MS (CI, M+H) product (a) = 383, product (b) = 383, product (c) = 385.

Step B:

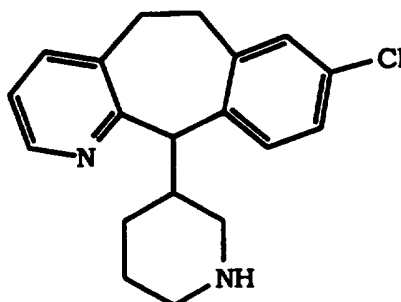


15

Combine 4.0 g (10.4 mmol) of product (b) from Step A and 20 mL of concentrated HCl and heat at 80°C overnight. Cool to 20°C, basify to pH = 14 with 20% NaOH (aqueous), and extract with 200 mL of CH_2Cl_2 . Wash the extract with 25 mL of water,

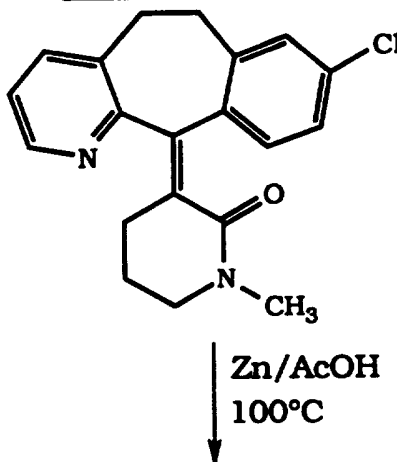
- dry over MgSO_4 , filter and concentrate *in vacuo* to a residue. Chromatograph the residue (silica gel, 10% MeOH/EtOAc + 2% NH_4OH (aqueous)), then triturate with 15 mL of acetone/ Et_2O to give 1.96 g (60.5% yield) of the amine product (P-5). Analytical data for amine (P-5): m.p.=157°-158°C; MS (CI, M+H)=311, 313.

PREPARATION 6

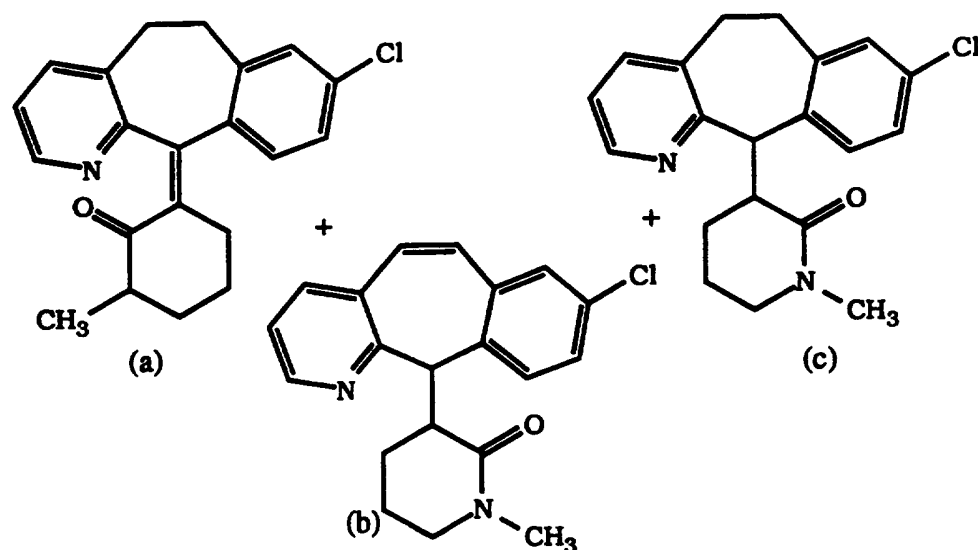


- Combine 400 mg (1.03 mmol) of product (c) from Preparation 5, Step A, and 5 mL of EtOH at 20°C, then add a solution of 0.23 g (4.15 mmol) KOH in 10 mL of water. Heat the mixture at reflux for 3 days, cool to room temperature and concentrate *in vacuo* to a residue. Extract the residue with 80 mL of CH_2Cl_2 and wash the extract with 50 mL of water. Dry over MgSO_4 , filter and concentrate *in vacuo* to a residue.
- 15 Chromatograph the residue (silica gel, 10% MeOH/EtOAc + 2% NH_4OH (aqueous)), then triturate with 10 mL of Et_2O to give 200 mg (61.5% yield) of the amine (P-6). Analytical data for the amine (P-6): MS (CI, M+H) = 313, 315.

PREPARATION 7



- 33 -

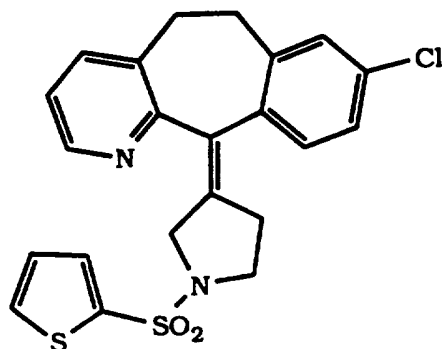


Combine 1.0 g (2.95 mmol) of E-isomer product (obtained using the appropriate ketone) from Preparation 3, Step E, 30 mL of glacial HOAc and 1.0 g (15.29 mmol) of Zn powder and heat the mixture at 100°C overnight. Filter through celite®, wash the filter cake with 20 mL of glacial HOAc, then concentrate the filtrate *in vacuo* to a residue. Basify the residue with 15 mL of concentrated NH₄OH (aqueous), add 50 mL of water and extract with CH₂Cl₂ (2 X 100 mL). Dry the combined extracts over MgSO₄, filter and concentrate *in vacuo* to a residue. Chromatograph the residue (silica gel, 5% MeOH/EtOAc + 2% concentrated NH₄OH (aqueous)) to give three products: 300 mg (30% yield) of the product (a); 250 mg (25% yield) of the product (b); and 250 mg (25% yield) of the product (c).

Analytical data for product (c): m.p. = 172°-173°C, MS (CI, M+H) = 341, 343.

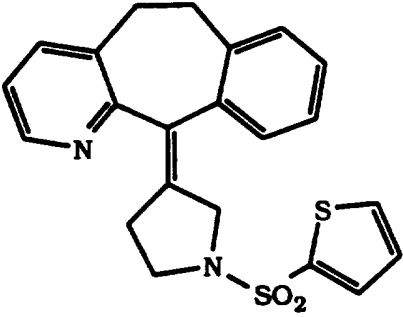
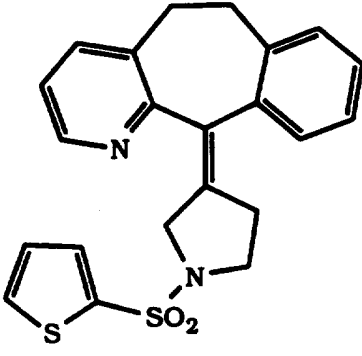
Analytical data for product (b): m.p. = 142°-144°C, MS (CI, M+H) = 339, 341.

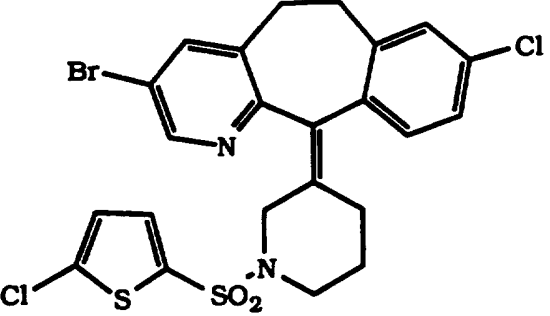
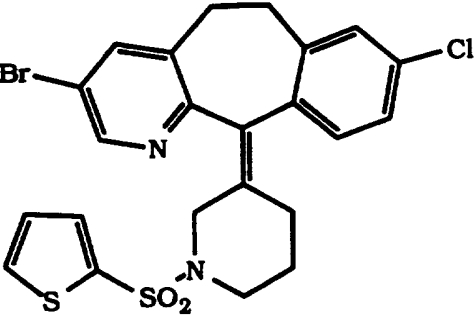
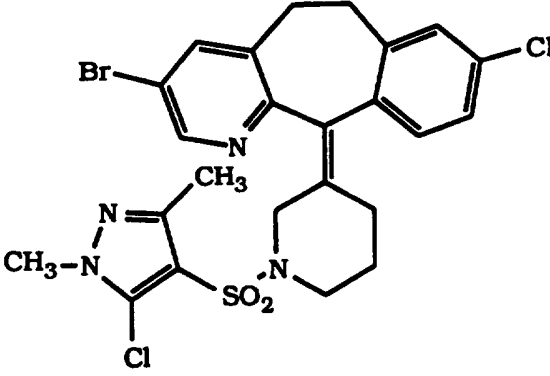
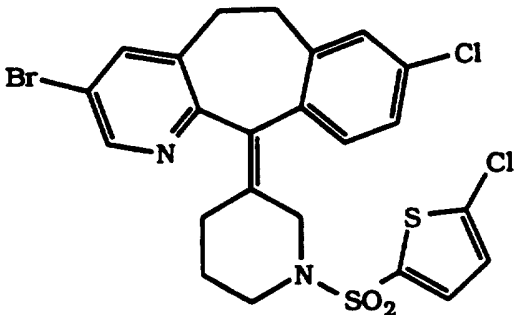
EXAMPLE 1

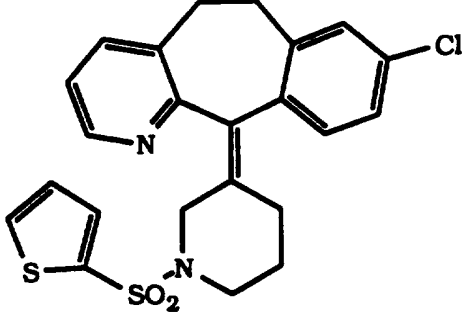
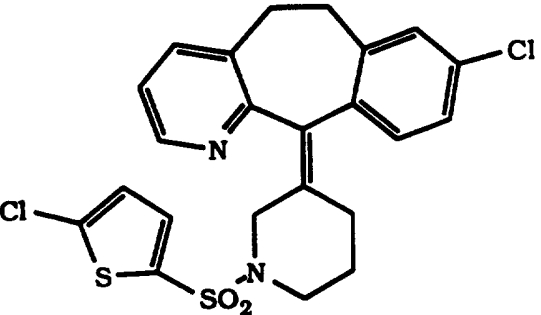
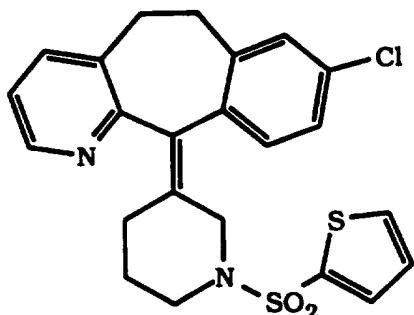
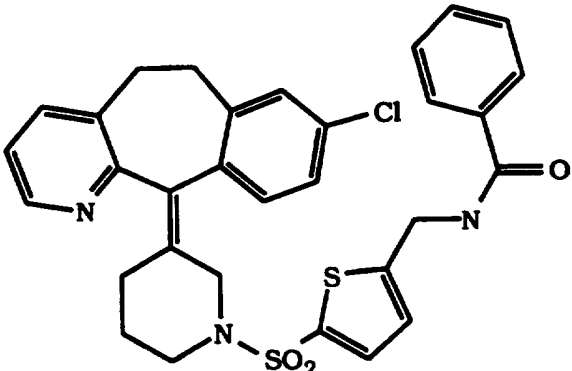


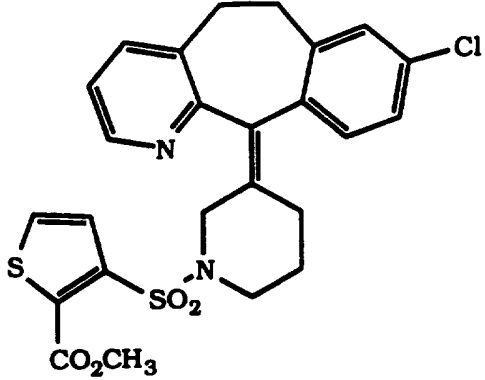
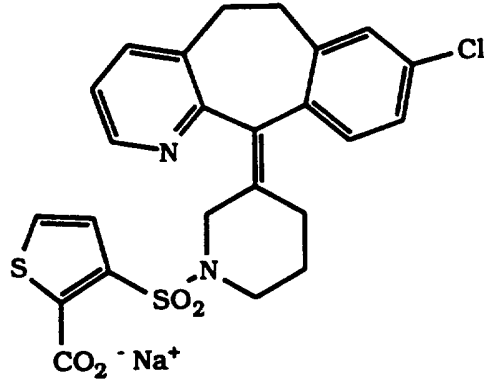
Combine 115 mg of the Z-amine product (P-1) from Preparation 1 (0.389 mmol), 5 mL of pyridine (5 mL) and a catalytic amount (15 mg) of DMAP under a N₂ atmosphere. Cool the solution to 0°C and add 175 mg of 2-thienylsulfonyl chloride (0.961 mmol). Stir for 10 min. at 0°C, then warm to room temperature and stir for 17 hours. Quench the reaction mixture by the adding a solution of NaHCO₃ (aqueous), and extract the aqueous layer with EtOAc-THF (20:1). Combine the extracts, wash with brine, dry over Na₂SO₄, filter and concentrate *in vacuo* to a residue. Chromatograph (silica gel, 25% EtOAc:hexane increasing gradually to 35% EtOAc:hexane) to give 65 mg (39% yield) of the Z-N-(2-thienyl)sulfonamide product (E-1). Analytical data for the Z-N-(2-thienyl)sulfonamide: MS (CI, M+H) = 443.

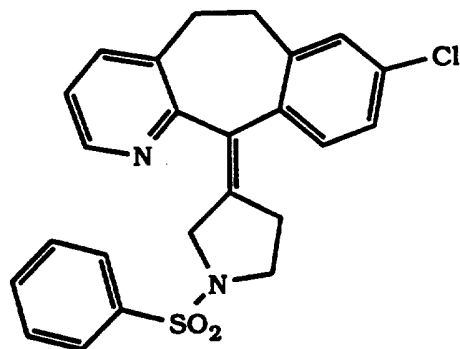
Using the appropriate sulfonyl chloride and the amine indicated, and following substantially the same procedure as described for Example 1, the following sulfonamide compounds were prepared:

Amine	Amide	Analytical Data
P-2A	 <p>(E-1A)</p>	MS (FAB, M+H) = 443
P-1A	 <p>(E-1B)</p>	MS (CI, M+H) = 409

P-3	 <p>(E-1C)</p>	<p>m.p. = 165°- 167°C MS (Cl, M+H) = 569, 571</p>
P-3	 <p>(E-1D)</p>	<p>m.p. = 183°- 184°C MS (Cl, M+H) = 535, 537</p>
P-3	 <p>(E-1E)</p>	<p>m.p. = 251°- 252°C MS (Cl) = 583, 585</p>
P-4	 <p>(E-1F)</p>	<p>m.p. = 171°- 172°C MS (Cl) 569, 571</p>

P-3A	 <p>(E-1G)</p>	MS (Cl, M+H) = 457, 459
P-3A	 <p>(E-1H)</p>	m.p. = 154°- 155°C MS (Cl) = 452, 454
P-4A	 <p>(E-1J)</p>	m.p. = 254- 255°C MS (Cl, M+H) = 457, 459
P-4A	 <p>(E-1K)</p>	MS (Cl, M+H) = 590, 592

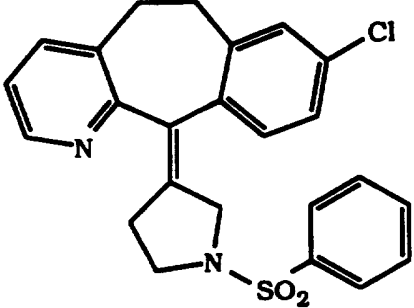
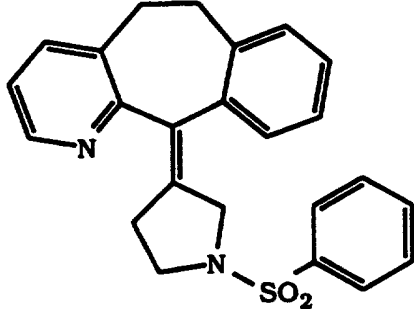
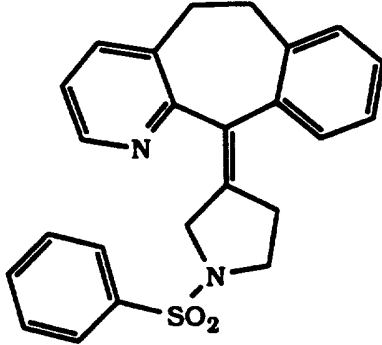
P-3A	 <p style="text-align: center;">(E-1M)</p>	<p>m.p. = 134°-136°C MS (CI, M+H) = 515, 517</p>
P-3A	 <p style="text-align: center;">(E-1N)</p>	<p>m.p. = 220°C (dec.) MS (FAB, M+H) = 501, 503</p>

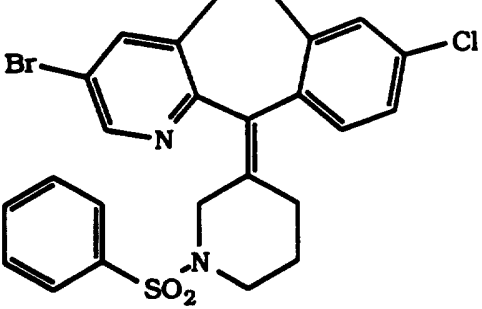
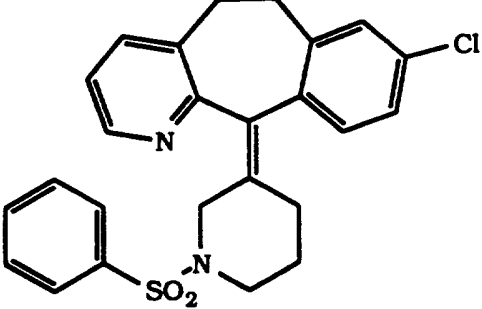
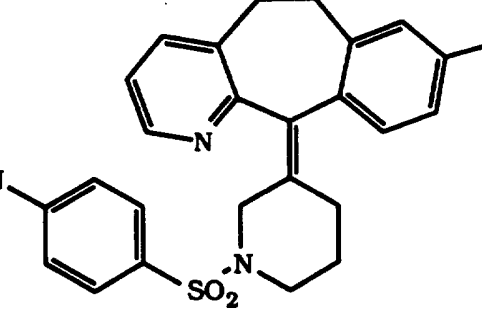
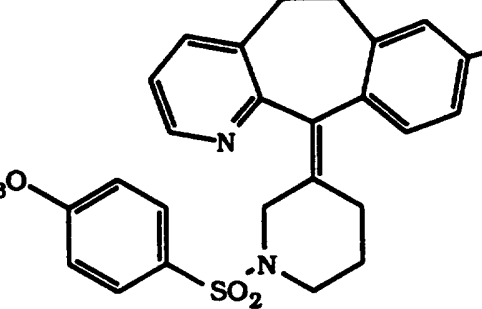
EXAMPLE 2

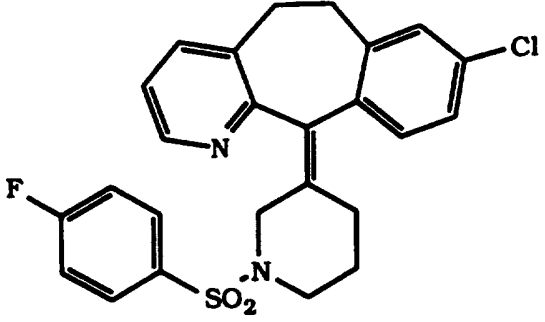
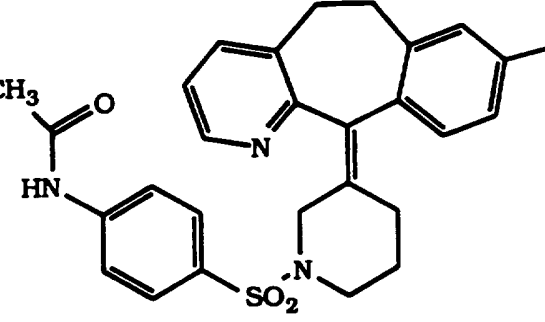
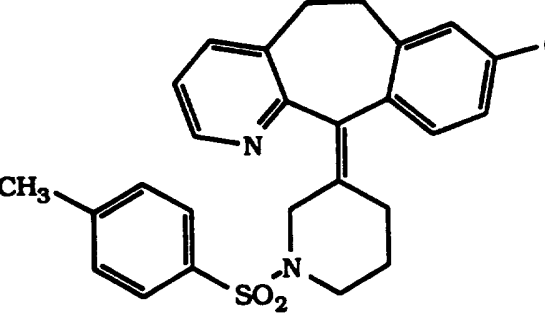
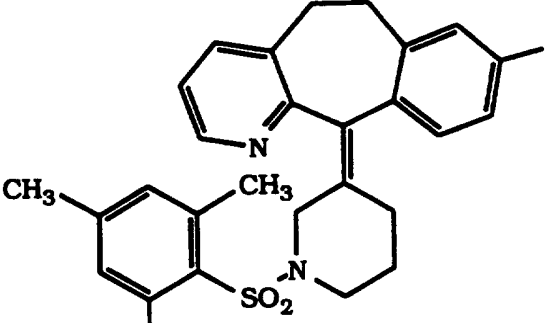
Combine 110 mg of the Z-amine product (P-1) from Preparation 1 (0.339 mmol), 5 mL of pyridine and a catalytic amount (10 mg) of DMAP under a N₂ atmosphere. Cool the solution to 0°C and add C₆H₅SO₂Cl (1.17 mmol, 207 mg). Stir the mixture for 10 min at 0°C, then warm to room temperature and stir for 17h. Add a solution of NaHCO₃ (aqueous) to quench the reaction mixture, then extract the aqueous layer with EtOAc-THF (20:1). Combine the extracts, wash with brine, dry over Na₂SO₄, filter and concentrate *in vacuo* to a residue. Chromatograph

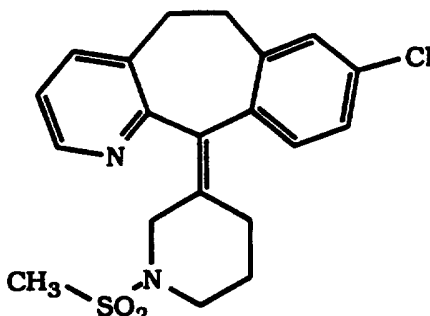
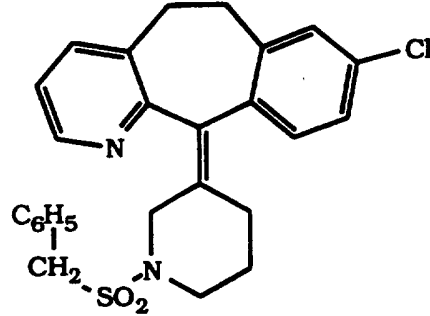
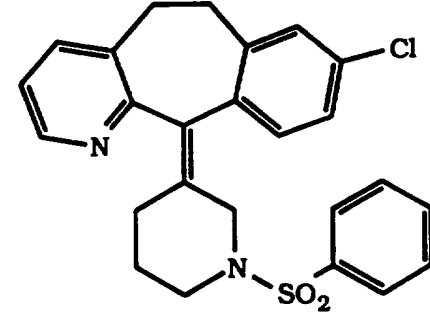
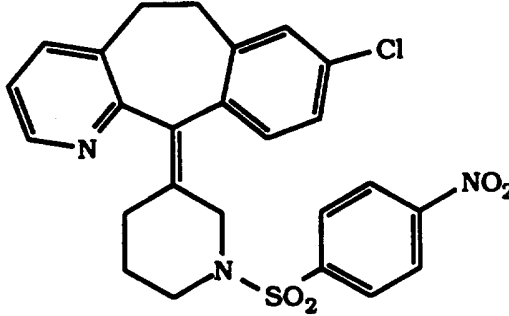
(silica gel, 25% EtOAc:hexane increasing gradually to 35% EtOAc:hexane) to give 80 mg (54 % yield) of the Z-benzene-sulfonamide product (E-2). Analytical data for the Z-N-benzenesulfonamide: MS (CI, M+H) = 437.

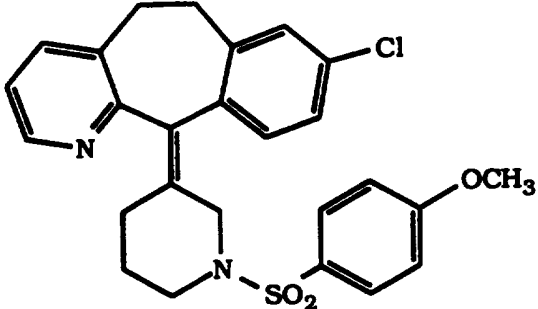
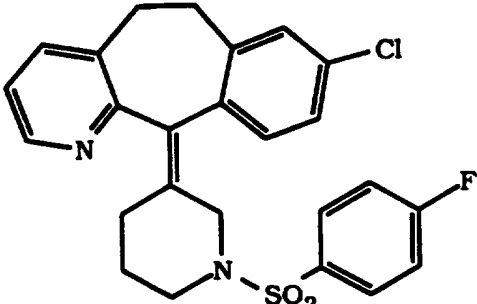
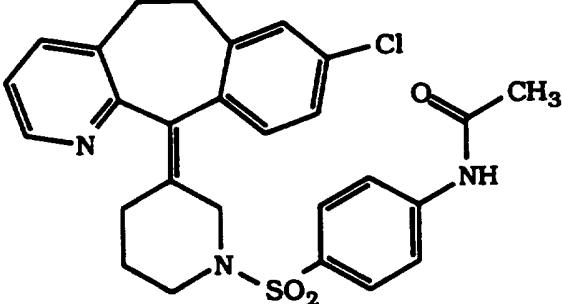
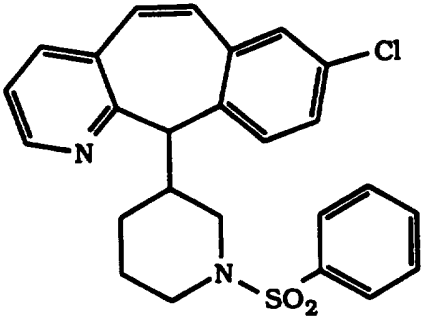
- 5 Using the appropriate sulfonyl chloride and the amine indicated, and following substantially the same procedure as described for Example 2, the following sulfonamide compounds were prepared:

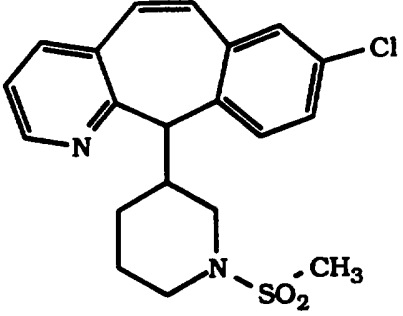
Amine	Amide	Analytical Data
P-2	 <p style="text-align: center;">(E-2A)</p>	MS (FAB, M+H) = 437
P-2A	 <p style="text-align: center;">(E-2B)</p>	
P-1A	 <p style="text-align: center;">(E-2C)</p>	MS (CI, M+H) = 403

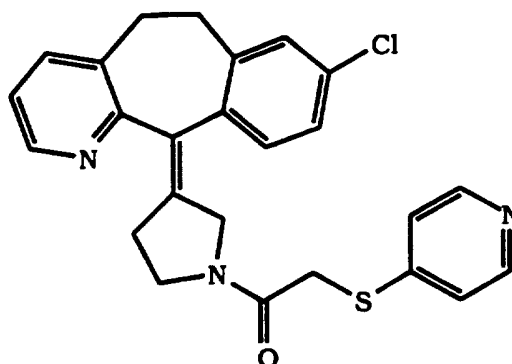
P-3	 <p>(E-2D)</p>	m.p. = 184°- 185°C MS (CI, M+H) = 529, 531
P-3A	 <p>(E-2E)</p>	MS (CI) = 451, 453
P-3A	 <p>(E-2F)</p>	m.p. = 178°- 179°C MS (CI, M+H) = 496
P-3A	 <p>(E-2G)</p>	m.p. = 160°- 161°C MS (CI) = 481, 483

P-3A	 <p>(E-2H)</p>	<p>m.p. = 173°- 174°C MS (Cl, M+H) = 469, 471</p>
P-3A	 <p>(E-2J)</p>	<p>m.p. = 162°- 163°C MS (Cl) = 508, 510</p>
P-3A	 <p>(E-2K)</p>	<p>MS (Cl) = 465, 467</p>
P-3A	 <p>(E-2L)</p>	<p>m.p. = 227°- 229°C MS (Cl) = 493, 495</p>

P-3A	 <p>(E-2M)</p>	<p>m.p. = 189°- 190°C MS (Cl, MH) = 389, 391</p>
P-3A	 <p>(E-2N)</p>	<p>m.p. = 198°- 199°C MS (Cl) = 465, 467</p>
P-4A	 <p>(E-2P)</p>	<p>m.p. = 235°- 236°C MS (Cl, M+H) = 451, 453</p>
P-4A	 <p>(E-2Q)</p>	<p>m.p. = 232°- 233°C MS (Cl, M+H) = 496, 498</p>

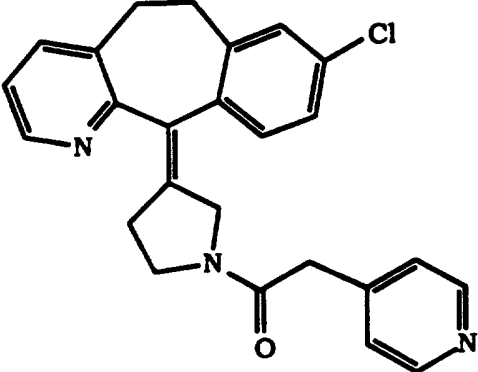
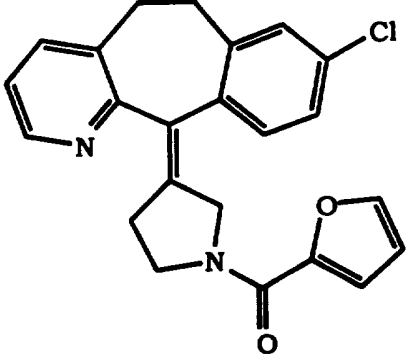
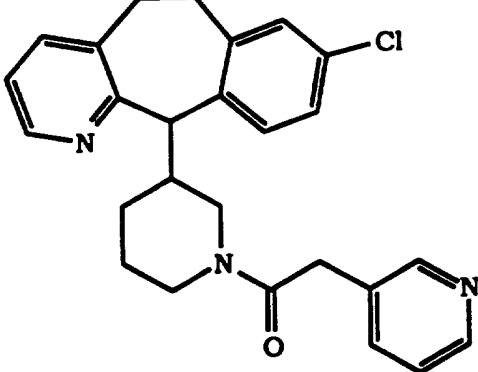
P-4A	 <p>(E-2R)</p>	m.p. = 168°- 169°C MS (CI, M+H) = 481, 483
P-4A	 <p>(E-2S)</p>	m.p. = 154°- 155°C MS (CI, M+H) = 469, 471
P-4A	 <p>(E-2T)</p>	m.p. = 147°- 149°C MS (CI, M+H) = 508, 510
P-5	 <p>(E-2U)</p>	m.p. = 178°- 179°C MS (FAB, M+H) = 451, 453

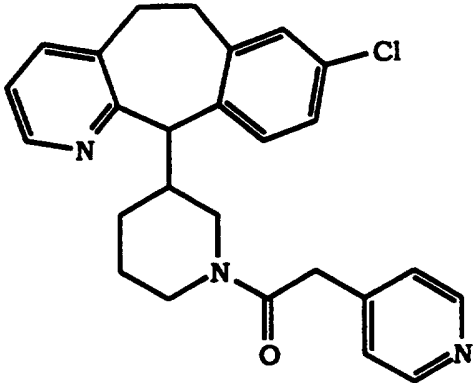
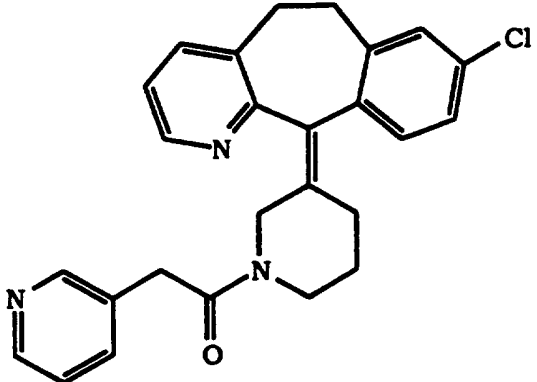
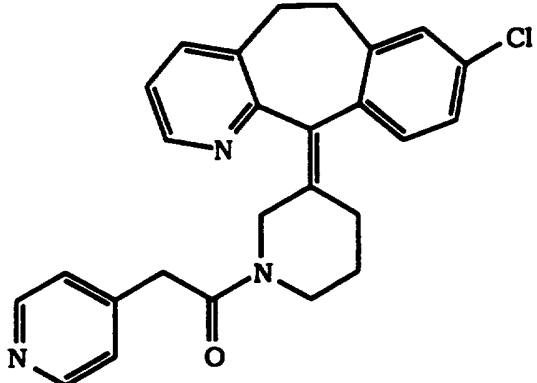
P-5	 <p style="text-align: center;">(E-2V)</p>	M.P. = 231°- 232°C MS (CI, M+H) = 389, 391
-----	---	---

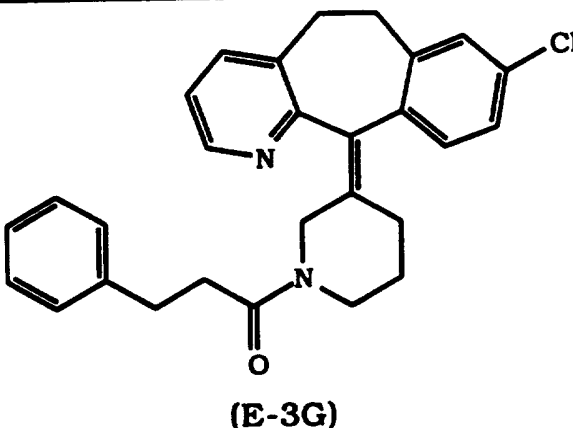
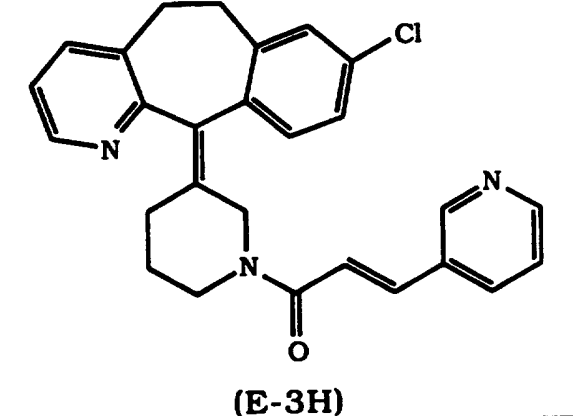
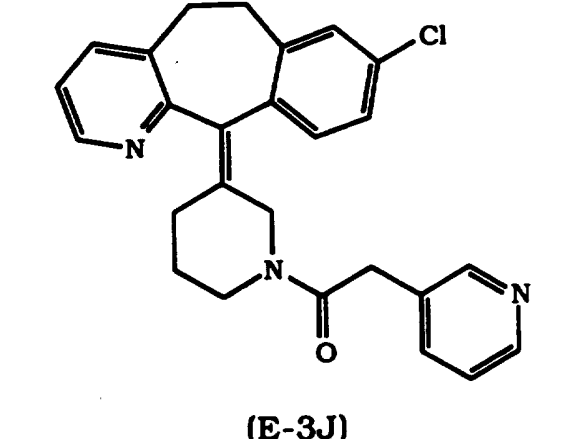
EXAMPLE 3

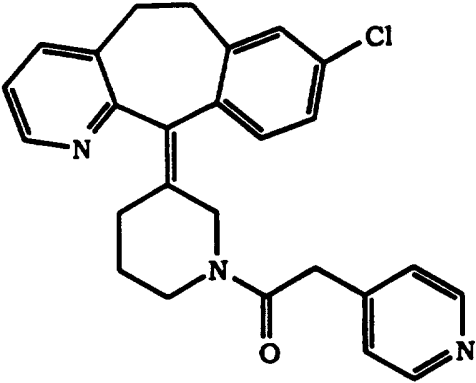
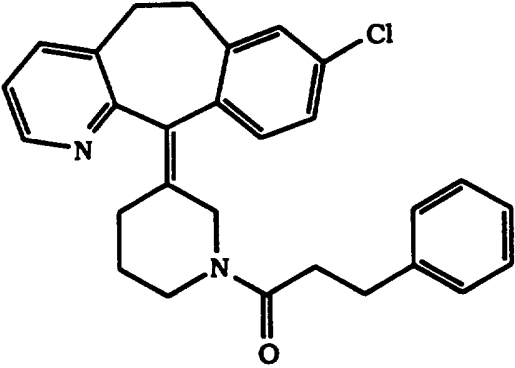
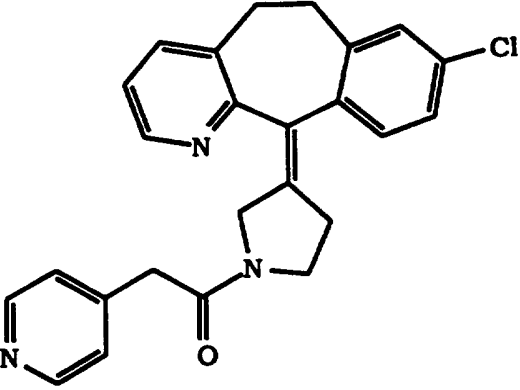
Combine 80 mg of the E-amine product (P-2) from Preparation 2 (0.270 mmol) 3 mL of DMF and 2 mL of NMM under a N₂ atmosphere. Cool the mixture to 0°C and add 110 mg of HOBT (0.888 mmol), 250 mg of DEC (1.31 mmol), and 0.651 mmol of (4-pyridylthio)acetic acid. After 30 min., warm to room temperature and stir for 24 hours. Concentrate *in vacuo* to a residue, dilute the residue with NaHCO₃ (aqueous), and extract with CH₂Cl₂. Combine the extracts, wash with brine, dry over Na₂SO₄, filter and concentrate *in vacuo* to give a residue. Decolorize with activated carbon and chromatograph (silica gel, 5% MeOH:CH₂Cl₂ increasing gradually to 10% MeOH:CH₂Cl₂) to give 45 mg (37% yield) of the E-(4-pyridylthio)amide product (E-3). Analytical data for the E-(4-pyridylthio)amide: MS (CI, M+H) = 448.

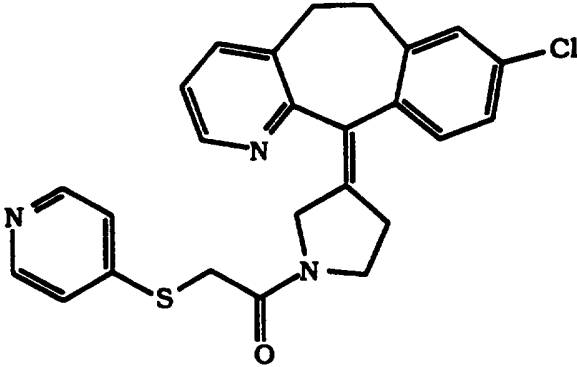
Using the appropriate carbocyclic acid and the amine indicated, and following substantially the same procedure as described for Example 3, the following amide compounds were prepared:

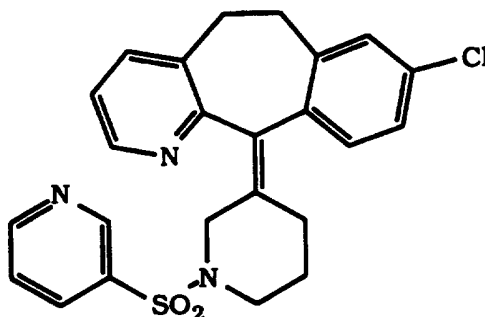
Amine	Amide	Analytical Data
P-2	 <p>(E-3A)</p>	MS (CI, M+H) = 415
P-2	 <p>(E-3B)</p>	MS (CI, M+H) = 391
P-6	 <p>(E-3C)</p>	MS (CI, M+H) = 432, 434

P-6	 <p>(E-3D)</p>	MS (Cl, M+H) = 432, 434
P-3A	 <p>(E-3E)</p>	MS (Cl, M+H) = 430, 432
P-3A	 <p>(E-3F)</p>	MS (Cl, M+H) = 430, 432

P-3A	 <p>(E-3G)</p>	MS (Cl, M+H) = 443, 445
P-4A	 <p>(E-3H)</p>	m.p. = 165°- 166°C MS (Cl, M+H) = 442, 444
P-4A	 <p>(E-3J)</p>	m.p. = 157°- 158°C MS (Cl, M+H) = 430, 432

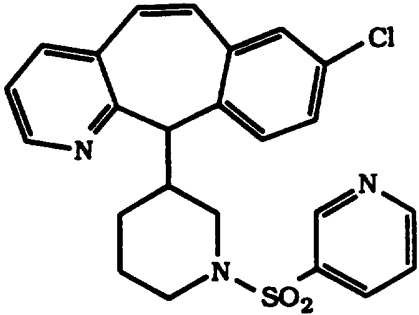
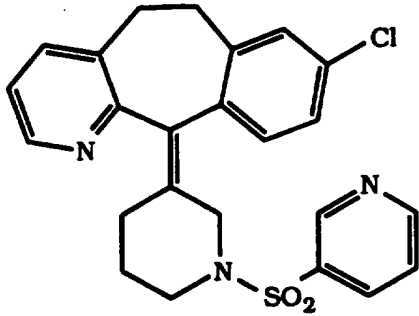
P-4A	 <p>(E-3K)</p>	MS (Cl, M+H) = 430, 432
P-4A	 <p>(E-3L)</p>	MS (Cl, M+H) = 443, 445
P-1	 <p>(E-3M)</p>	MS (Cl, M+H) = 416

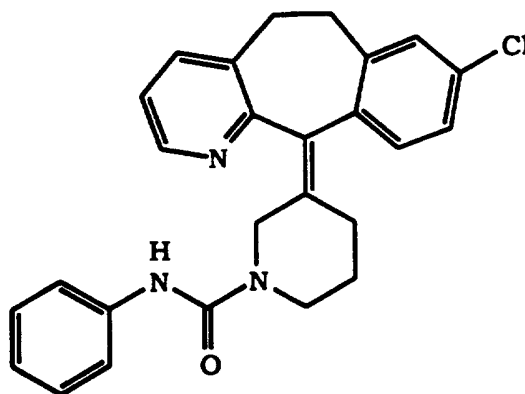
P-1	 <p>(E-3N)</p>	MS (CI, M+H) = 448
-----	--	-----------------------

EXAMPLE 4

- Combine 100 mg (0.626 mmol) of 3-pyridinesulfonic acid and 3 mL of anhydrous pyridine at 0°C and add 100mg (0.406 mmol) of 4-nitrobenzenesulfonyl chloride. Add 5 mg of DMAP and stir the mixture at 0°C for 7 hours. Add 80 mg (0.258 mmol) of the Z-amine (P-3A) from Preparation 3 and stir the mixture for 1 hour at 0°C, then overnight at 20°C. Add 50 mL of CH₂Cl₂ and 20 mL of water, separate the layers, and wash the organic phase with water. Dry over MgSO₄, filter and concentrate *in vacuo* to a residue. Chromatograph the residue (silica gel, 5% MeOH/EtOAc + 1% concentrated NH₄OH (aqueous)), crystallize from 10 mL of Et₂O and dry the resulting solid at 60°C *in vacuo* to give 180 mg (68.9% yield) of the Z-3-pyridylsulfonamide product (E-4).
- Analytical data for the Z-3-pyridylsulfonamide (E-4): m.p. = 158°-159°C; MS (CI) = 452, 454.

Using the the E- or Z-amine indicated, and following substantially the same procedure as described for Example 4, the following sulfonamide compounds were prepared:

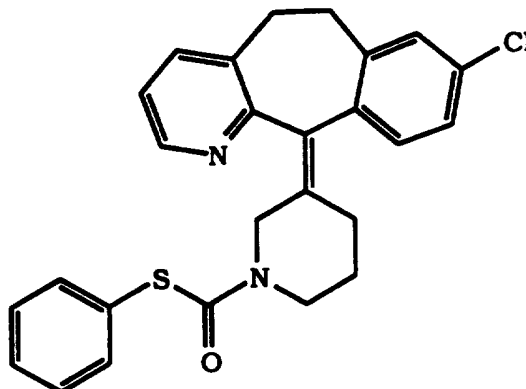
Amine	Amide	Analytical Data
P-5	 <p style="text-align: center;">(E-4A)</p>	m.p. = 178°- 179°C MS (CI, M+H) = 452, 454
P-4A	 <p style="text-align: center;">(E-4B)</p>	m.p. = 214°- 215°C MS (CI, M+H) = 452, 454

EXAMPLE 5

- Combine 70 mg (0.225 mmol) of Z-amine (P-3A) from
- 5 Preparation 3, 0.2 mL (1.53 mmol) of $C_6H_5N=C=O$ and 15 mL of CH_2Cl_2 at 0°C, add 0.2 mL (2.72 mmol) of Et_3N and stir at 20°C overnight. Add 20 mL of water and 25 mL of CH_2Cl_2 , separate the layers and dry the organic phase over $MgSO_4$. Filter, concentrate
- 10 *in vacuo* to a residue, chromatograph the residue (silica gel, 20% $EtOAc$ /hexanes) and crystallize from 10 mL of Et_2O . Dry the resulting solid *in vacuo* at 20°C to give 75 mg (78% yield) of the

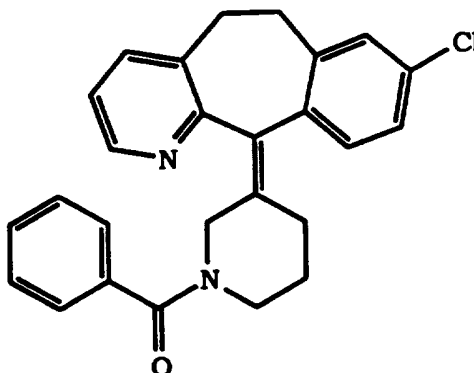
Z-phenylurea product (E-5). Analytical data for the Z-phenylurea (E-5): m.p. = 184°-185°C; MS (CI, M+H) = 430, 432.

EXAMPLE 6



- 5 Combine 25 mg (0.08 mmol) of the Z-amine (P-3A) from Preparation 3, 0.2 mL (2.72 mmol) of Et₃N and 2 mL of anhydrous pyridine at 0°C and add 0.2 g (1.13 mmol) of phenyl chlorothioformate. Add 5 mg (0.04 mmol) of DMAP and stir the mixture overnight. Concentrate *in vacuo* to a residue and partition the residue between 25 mL of EtOAc and 20 mL of water. Dry the organic phase over Na₂SO₄, filter and concentrate *in vacuo* to a residue. Chromatograph the residue (silica gel, 5% MeOH/EtOAc), triturate with hexanes and dry the resulting solid at 20°C *in vacuo* to give 30 mg (83.6% yield) of the Z-phenylthiocarbamate product (E-6). Analytical data for the Z-phenylthiocarbamate (E-6): m.p. = 187°-188°C; MS (CI) = 447.
- 10
- 15

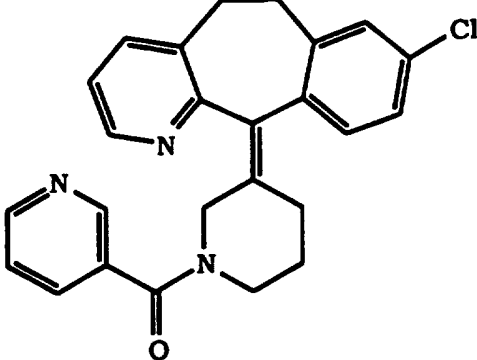
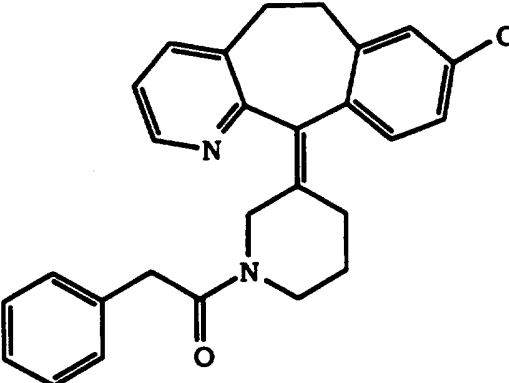
EXAMPLE 7



- 20 Combine 40 mg (0.129 mmol) of the Z-amine (P-3A) from Preparation 3, 0.5 mL (0.391 mmol) of benzoyl chloride and 5 mL of anhydrous pyridine at 0°C, add 2 mg of DMAP, then stir the mixture overnight at 20°C. Add 20 mL of CH₂Cl₂ and 10 mL of water, separate the layers and wash the organic phase with 20 mL

of brine. Dry the organic phase over $MgSO_4$, filter and concentrate *in vacuo* to a residue. Chromatograph the residue (silica gel, 5% MeOH/EtOAc + 1% concentrated NH_4OH (aqueous)), recrystallize the resulting solid from acetone/hexanes and dry the at $60^\circ C$ *in vacuo* to give the Z-phenylamide product (E-7). Analytical data for the Z-phenylamide (E-7): m.p. = $215^\circ - 216^\circ C$; MS (CI, M+H) = 415, 417.

Using the appropriate acid chloride and the E- or Z-amine indicated, and following substantially the same procedure as described for Example 7, the following amide compounds were prepared:

Amine	Amide	Analytical Data
P-3A	 <p>(E-7A)</p>	MS (CI, M+H) = 416, 418
P-3A	 <p>(E-7B)</p>	MS (CI, M+H) = 429, 431

ASSAYS

FPT IC_{50} (inhibition of farnesyl protein transferase, *in vitro* enzyme assay), GGPT IC_{50} (inhibition of geranylgeranyl protein transferase, *in vitro* enzyme assay), COS Cell IC_{50} (Cell-Based Assay) and Cell Mat Assay were determined following the assay procedures in WO 95/10516.

TABLE 2 - FPT INHIBITION

COMPOUND	FPT IC ₅₀ (μM)	COS IC ₅₀ (μM)
E-1	0.01-10	-----
E-1A	-----	-----
E-1B	0.01-10	-----
E-2	0.01-10	0.01-10
E-2A	-----	-----
E-2B	-----	-----
E-2C	0.01-10	-----
E-3	0.01-10	-----
E-3A	10-100	-----
E-3B	10-100	-----
E-3C	0.01-10	-----
E-3D	10-100	-----
E-3J	0.01-10	-----
E-3K	10-100	-----
E-3L	10-100	-----
E-3H	-----	-----
E-2P	0.01-10	-----
E-4B	0.01-10	-----
E-2Q	10-100	-----
E-1J	0.01-10	-----
E-2R	10-100	-----
E-2T	10-100	-----
E-2S	10-100	-----
E-1K	10-100	-----
E-3E	10-100	-----
E-3F	10-100	-----
E-7A	10-100	-----
E-7B	10-100	-----
E-6	10-100	-----
E-2E	0.01-10	0.01-10
E-3G	10-100	-----
E-2M	10-100	-----
E-7	>100	-----
E-1G	0.01-10	-----

E-2J	10-100	-----
E-2H	10-100	-----
E-2G	10-100	-----
E-2F	10-100	-----
E-4	0.01-10	-----
E-1H	0.01-10	-----
E-2K	10-100	-----
E-2L	10-100	-----
E-2N	10-100	-----
E-5	10-100	-----
E-1D	0.01-10	-----
E-2D	0.01-10	-----
E-2U	0.01-10	-----
E-2V	10-100	-----
E-4A	0.01-10	-----
E-3N	0.01-10	-----
E-3M	10-100	-----

TABLE 2**COMPARISON OF FPT INHIBITION AND GGPT INHIBITION**

COMPOUND	ENZYME INHIBITION FPT IC ₅₀ μM	ENZYME INHIBITION GGPT IC ₅₀ μM
E-2E	0.01-10	7.4 mM
E-1G	0.01-10	<13

TABLE 3**INHIBITION OF TUMOR CELL GROWTH - MAT ASSAY**

COMPOUND	INHIBITION OF TUMOR CELL GROWTH (IC ₅₀ μM)	INHIBITION OF NORMAL CELL GROWTH (IC ₅₀ μM)
E-2E	<3.1	>50
E-1G	12.5	>25
E-2H	12.5	>25

RESULTS

1. Enzymology:

The data demonstrate that the compounds of the invention are inhibitors of Ras-CVLS farnesylation by partially purified rat and human brain farnesyl protein transferase (FPT). The data also show that there are compounds of the invention which can be considered as potent ($IC_{50} < 10 \mu M$) inhibitors of Ras-CVLS farnesylation by partially purified rat brain farnesyl protein transferase (FPT)--see Table 2.

The data also demonstrate that compounds of the invention are poorer inhibitors of geranylgeranyl protein transferase (GGPT) assayed using Ras-CVLL as isoprenoid acceptor. Tested compounds were inactive or weakly active as geranylgeranyl transferase inhibitors at $20 \mu g/ml$. This selectivity is important for the therapeutic potential of the compounds used in the methods of this invention, and increases the potential that the compounds will have selective growth inhibitory properties against Ras-transformed cells.

2. Cell-Based: COS Cell and Cell Mat Assays

Immunoblot analysis of the Ras protein expressed in Ras-transfected COS cells indicated that the farnesyl transferase inhibitors of this invention inhibit Ras-CVLS processing, causing accumulation of unprocessed Ras (Table 2). For example, compounds E-2 and E-2E inhibit Ras-CVLS processing with IC_{50} values of >5 and $2.5 \mu M$, respectively. These results show that the compounds inhibit farnesyl protein transferase in intact cells and indicate their potential to block cellular transformation by activated Ras oncogenes.

Compounds of this invention also inhibited the growth of Ras-transformed tumor cells in the Mat assay. For example, compound E-2E inhibited with an IC_{50} value of $<3.1 \mu M$. This compound only displayed cytotoxic activity against the normal cell monolayer at higher concentrations (IC_{50} of $>50 \mu M$).

In Vivo Anti-Tumor Studies:

The anti-tumor activity of compounds of the present invention can also be determined by the method described in WO 95/10516.

For preparing pharmaceutical compositions from the compounds described by this invention, inert, pharmaceutically acceptable carriers can be either solid or liquid. Solid form preparations include powders, tablets, dispersible granules, capsules, cachets and suppositories. The powders and tablets may be comprised of from about 5 to about 70 percent active ingredient. Suitable solid carriers are known in the art, e.g. magnesium carbonate, magnesium stearate, talc, sugar, lactose. Tablets, powders, cachets and capsules can be used as solid dosage forms suitable for oral administration.

For preparing suppositories, a low melting wax such as a mixture of fatty acid glycerides or cocoa butter is first melted, and the active ingredient is dispersed homogeneously therein as by stirring. The molten homogeneous mixture is then poured into convenient sized molds, allowed to cool and thereby solidify.

Liquid form preparations include solutions, suspensions and emulsions. As an example may be mentioned water or water-propylene glycol solutions for parenteral injection.

Liquid form preparations may also include solutions for intranasal administration.

Aerosol preparations suitable for inhalation may include solutions and solids in powder form, which may be in combination with a pharmaceutically acceptable carrier, such as an inert compressed gas.

Also included are solid form preparations which are intended to be converted, shortly before use, to liquid form preparations for either oral or parenteral administration. Such liquid forms include solutions, suspensions and emulsions.

The compounds of the invention may also be deliverable transdermally. The transdermal compositions can take the form of creams, lotions, aerosols and/or emulsions and can be included in a transdermal patch of the matrix or reservoir type as are conventional in the art for this purpose.

Preferably the compound is administered orally.

Preferably, the pharmaceutical preparation is in unit dosage form. In such form, the preparation is subdivided into unit doses containing appropriate quantities of the active component, e.g., an effective amount to achieve the desired purpose.

The quantity of active compound in a unit dose of preparation may be varied or adjusted from about 0.1 mg to 1000 mg, more preferably from about 1 mg. to 300 mg, according to the particular application.

5 The actual dosage employed may be varied depending upon the requirements of the patient and the severity of the condition being treated. Determination of the proper dosage for a particular situation is within the skill of the art. Generally, treatment is initiated with smaller dosages which are less than the optimum
10 dose of the compound. Thereafter, the dosage is increased by small increments until the optimum effect under the circumstances is reached. For convenience, the total daily dosage may be divided and administered in portions during the day if desired.

15 The amount and frequency of administration of the compounds of the invention and the pharmaceutically acceptable salts thereof will be regulated according to the judgment of the attending clinician considering such factors as age, condition and size of the patient as well as severity of the symptoms being
20 treated. A typical recommended dosage regimen is oral administration of from 10 mg to 2000 mg/day preferably 10 to 1000 mg/day, in two to four divided doses to block tumor growth. The compounds are non-toxic when administered within this dosage range.

25 The following are examples of pharmaceutical dosage forms which contain a compound of the invention. The scope of the invention in its pharmaceutical composition aspect is not to be limited by the examples provided.

Pharmaceutical Dosage Form ExamplesEXAMPLE A - Tablets

No.	Ingredients	mg/tablet	mg/tablet
1.	Active compound	100	500
2.	Lactose USP	122	113
3.	Corn Starch, Food Grade, as a 10% paste in Purified Water	30	40
4.	Corn Starch, Food Grade	45	40
5.	Magnesium Stearate	<u>3</u>	<u>7</u>
Total		300	700

Method of Manufacture

Mix Item Nos. 1 and 2 in a suitable mixer for 10-15 minutes. Granulate the mixture with Item No. 3. Mill the damp granules through a coarse screen (e.g., 1/4", 0.63 cm) if necessary. Dry the damp granules. Screen the dried granules if necessary and mix with Item No. 4 and mix for 10-15 minutes. Add Item No. 5 and mix for 1-3 minutes. Compress the mixture to appropriate size and weigh on a suitable tablet machine.

EXAMPLE B - Capsules

No.	Ingredient	mg/capsule	mg/capsule
1.	Active compound	100	500
2.	Lactose USP	106	123
3.	Corn Starch, Food Grade	40	70
4.	Magnesium Stearate NF	<u>7</u>	<u>7</u>
Total		253	700

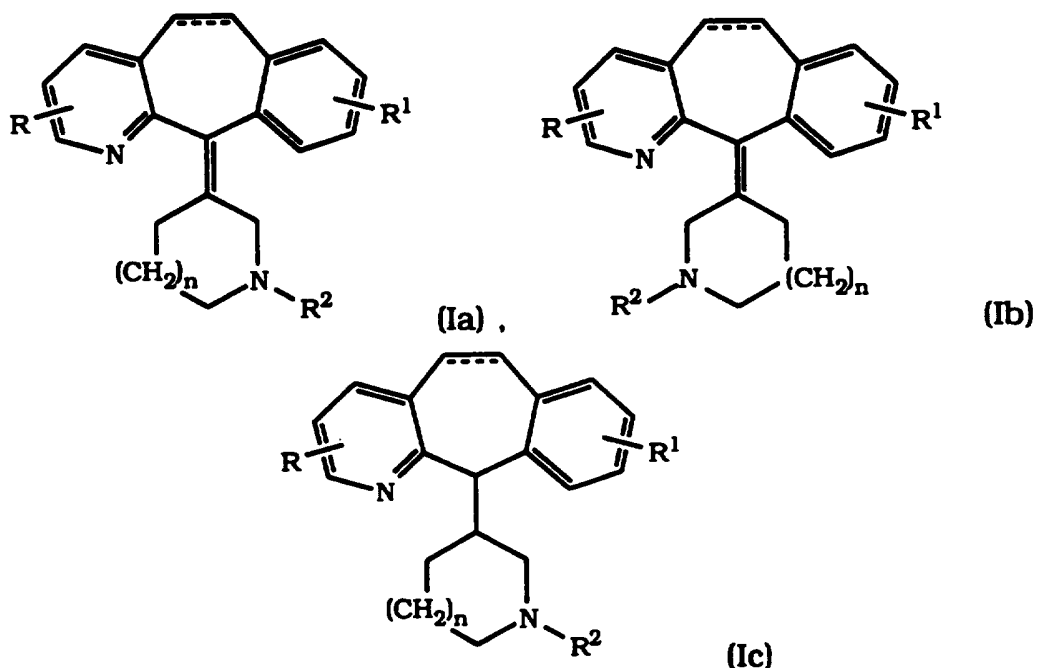
Method of Manufacture

Mix Item Nos. 1, 2 and 3 in a suitable blender for 10-15 minutes. Add Item No. 4 and mix for 1-3 minutes. Fill the mixture into suitable two-piece hard gelatin capsules on a suitable encapsulating machine.

While the present invention has been described in conjunction with the specific embodiments set forth above, many alternatives, modifications and variations thereof will be apparent to those of ordinary skill in the art. All such alternatives, modifications and variations are intended to fall within the spirit and scope of the present invention.

WHAT IS CLAIMED IS:

1. A method for inhibiting the abnormal growth of cells comprising administering an effective amount of a compound of formula (Ia), (Ib) or (Ic)



wherein:

- R and R¹ are independently selected from H, (C₁-C₆)alkyl, halogeno, OH, (C₁-C₆)alkoxy; NH₂; (C₁-C₆)alkylamino; di((C₁-C₆)alkyl)amino; CF₃; SO₃H; CO₂R³; NO₂; SO₂NH₂; and CONHR⁴;
- R² is R⁵C(O)-, R⁵CH₂C(O)-, R⁵C(R⁶)₂C(O)-, R⁵SO₂-, R⁵CH₂SO₂-, R⁵SCH₂C(O)-, R⁵OC(O)-, R⁵NHC(O)-, R⁵C(O)C(O)- or R⁵SC(O)-;
- R³ is (C₁-C₆)alkyl, aryl;
- R⁴ is (C₁-C₆)alkyl;
- R⁵ is (C₁-C₆)alkyl, aryl, aryl(C₁-C₆)alkyl, aryl(C₂-C₆)alkenyl, heteroaryl, heteroaryl(C₁-C₆)alkyl, heteroaryl(C₂-C₆)alkenyl or heterocycloalkyl;
- each R⁶ independently represents (C₁-C₆)alkyl, or both R⁴ groups together with the carbon atom to which they are attached comprise a (C₃-C₇)carbocyclic ring;
- n is 0 or 1; and
- the dotted line represents an optional double bond;
- and pharmaceutically acceptable salts thereof.

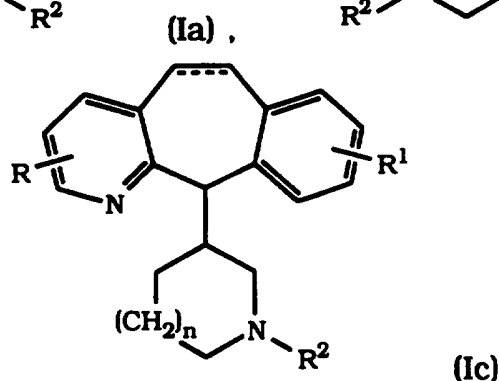
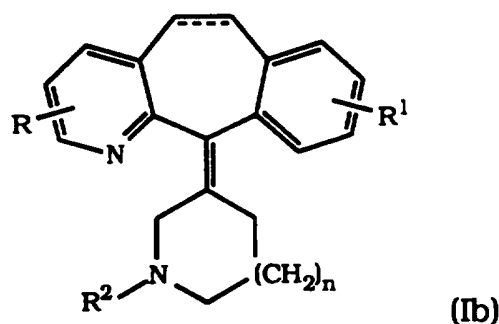
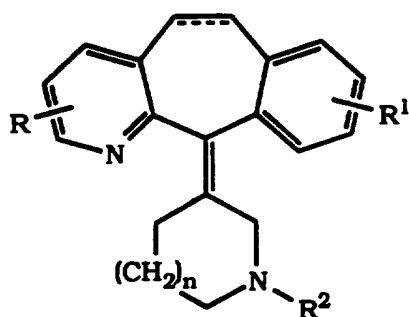
2. The method of Claim 1 wherein the cells inhibited are tumor cells expressing an activated Ras oncogene.

3. The method of Claim 2 wherein the cells inhibited are
5 pancreatic tumor cells, lung cancer tumor cells, epidermal carcinoma tumor cells, myeloid leukemia tumor cells, thyroid follicular tumor cells, myelodysplastic cells, bladder carcinoma tumor cells or colon tumor cells.

10 4. The method of Claim 1 wherein the inhibition of the abnormal growth of cells occurs by the inhibition of farnesyl protein transferase.

5. The method of Claim 1 wherein the inhibition is of
15 tumor cells wherein Ras protein is activated as a result of oncogenic mutation in genes other than the Ras gene.

6. A compound selected from a compound of the formula (Ia), (Ib) or (Ic)



wherein:

R and R¹ are independently selected from H, (C₁-C₆)alkyl, halogeno, OH, (C₁-C₆)alkoxy, NH₂, (C₁-C₆)alkylamino, di((C₁-
25 C₆)alkyl)amino, CF₃, SO₃H, CO₂R³, NO₂, SO₂NH₂, and CONHR⁴;

R^2 is $R^5C(O)-$, $R^5CH_2C(O)-$, $R^5C(R^6)_2C(O)-$, R^5SO_2- ,
 $R^5CH_2SO_2-$, $R^5SCH_2C(O)-$, $R^5OC(O)-$, $R^5NHC(O)-$, $R^5C(O)C(O)-$ or
 $R^5SC(O)-$;

R^3 is (C_1-C_6) alkyl, aryl;

5 R^4 is (C_1-C_6) alkyl;

R^5 is (C_1-C_6) alkyl, aryl, aryl (C_1-C_6) alkyl, aryl (C_2-C_6) alkenyl,
heteroaryl, heteroaryl (C_1-C_6) alkyl, heteroaryl (C_2-C_6) alkenyl or
heterocycloalkyl;

10 each R^6 independently represents (C_1-C_6) alkyl, or both R^6
groups together with the carbon atom to which they are attached
comprise a (C_3-C_7) carbocyclic ring;

n is 0 or 1; and

the dotted line represents an optional double bond;

and pharmaceutically acceptable salts thereof.

15

7. A compound of claim 6 having the structure (Ib).

8. A compound of claim 6 wherein R and R^1 are
independently selected from H or halogeno.

20

9. A compound of claim 8 wherein R^2 is $R^5C(O)-$,
 $R^5CH_2C(O)-$, $R^5SCH_2C(O)-$, R^5SO_2- , $R^5CH_2SO_2-$, $R^5NHC(O)-$ or
 $R^5SC(O)-$;

25

10. A compound of claim 9 wherein R^5 is methyl, phenyl,
benzyl, 2-thienyl, 4-pyridyl, 3-pyridyl, 5-chloro-2-thienyl, p-tolyl,
p-nitrophenyl, p-fluorophenyl, p-acetoxyphenyl, 5-chloro-1,3-
dimethyl-4-pyrazolyl, 2,4,6-trimethylphenyl, 5-(benzoylamino-
methyl)-2-thienyl, 2-methoxycarbonyl-3-thienyl, 4-pyridylthio, 2-
30 furanyl, E-(3-pyridyl)ethenyl, p-methoxyphenyl, p-acetamido-
phenyl, or the sodium salt of 2-carboxy-3-thienyl.

35

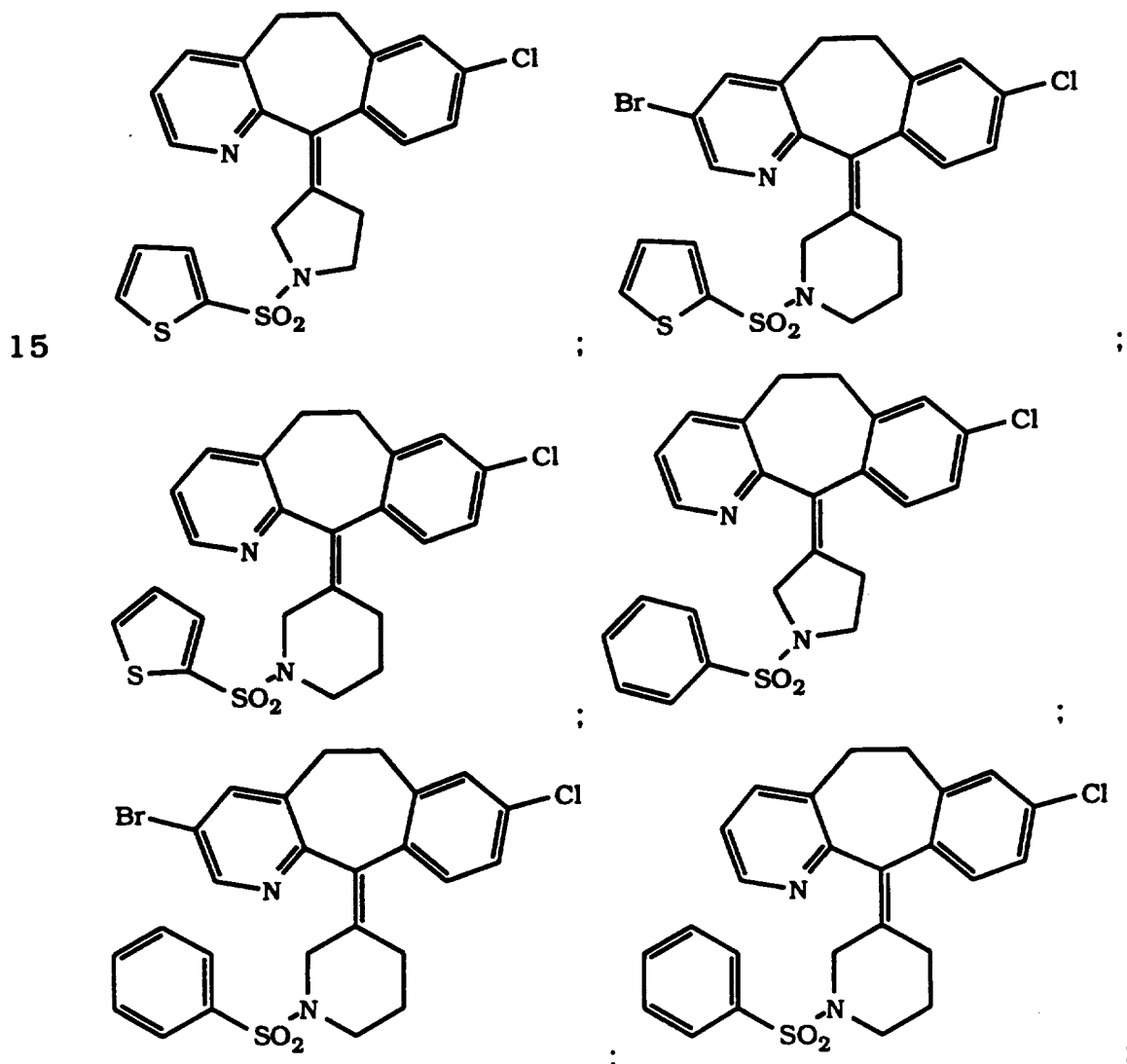
11. A compound of claim 7 wherein R^2 is $R^5C(O)-$, and R^5
is 2-furanyl or E-(3-pyridyl)ethenyl.

12. A compound of claim 7 wherein R^2 is $R^5CH_2C(O)-$, and
 R^5 is 4-pyridylthio, 4-pyridyl, 3-pyridyl or benzyl.

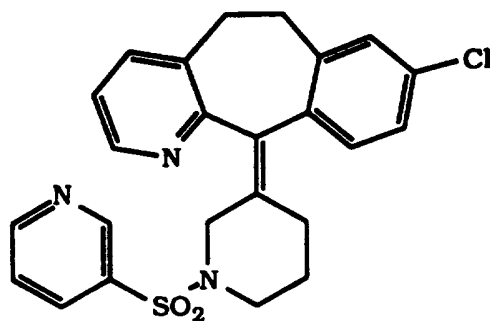
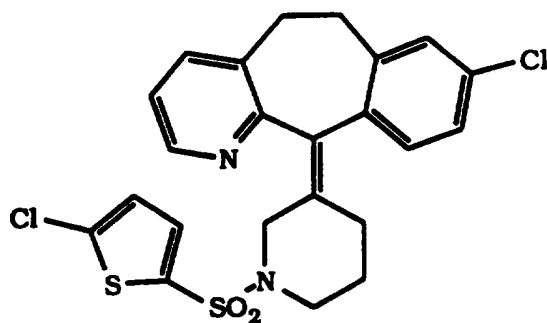
13. A compound of claim 7 wherein R^2 is R^5SO_2- , and R^5 is 2-thienyl, 5-chloro-2-thienyl, 5-chloro-1,3-dimethyl-4-pyrazolyl, 5-(benzoylaminomethyl)-2-thienyl, 2-methoxycarbonyl-3-thienyl, phenyl, p-nitrophenyl, p-methoxyphenyl, p-fluorophenyl, p-acetamidophenyl, p-tolyl, 2,4,6-trimethylphenyl, methyl, benzyl, 3-pyridyl or the sodium salt of 2-carboxy-3-thienyl.

14. A compound of claim 7 wherein R^2 is selected from $R^5CH_2SO_2-$ wherein R^5 is phenyl; $R^5NHC(O)-$ wherein R^5 is phenyl; $R^5SC(O)-$, wherein R^5 is phenyl; R^5SO_2- wherein R^5 is aryl or heteroaryl; or $R^5SCH_2C(O)-$ wherein R^5 is heteroaryl.

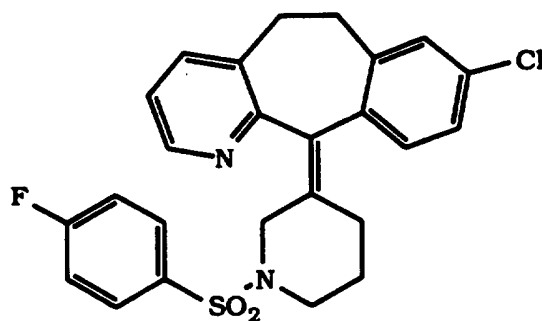
15. A compound of claim 7 having the structural formula



- 62 -



or



5

16. A pharmaceutical composition, for use in inhibiting the growth of abnormal cells, comprising a pharmaceutically acceptable carrier and an effective amount of a compound of Claim 6.

10

17. The use of a compound of Claim 6 for the manufacture of a medicament for use in inhibiting the abnormal growth of cells.

15

18. The use of a compound of Claim 6 for inhibiting the abnormal growth of cells.

INTERNATIONAL SEARCH REPORT

International Application No

PCT/US 96/03306

A. CLASSIFICATION OF SUBJECT MATTER
 IPC 6 A61K31/445 A61K31/44

According to International Patent Classification (IPC) or to both national classification and IPC

B. FIELDS SEARCHED

Minimum documentation searched (classification system followed by classification symbols)
 IPC 6 A61K

Documentation searched other than minimum documentation to the extent that such documents are included in the fields searched

Electronic data base consulted during the international search (name of data base and, where practical, search terms used)

C. DOCUMENTS CONSIDERED TO BE RELEVANT

Category*	Citation of document, with indication, where appropriate, of the relevant passages	Relevant to claim No.
A	J.MED.CHEM., vol. 15, no. 7, 1972, pages 750-754, XP000578364 VILLANI ET AL.: "Derivatives of 10,11-dihydro-5H-dibenzo[a,d]cyclopentene and related compounds. 6. Aminoalkyl derivatives of the aza isosters" see table II, compound 52 ---	1-18
A	WO,A,93 23400 (SCHERING) 25 November 1993 see page 15; example 1 see page 13 - page 14 ---	1-18
A	WO,A,92 11034 (WELLCOME) cited in the application see claim 6 -----	1-18

Further documents are listed in the continuation of box C.

Patent family members are listed in annex.

* Special categories of cited documents:

- "A" document defining the general state of the art which is not considered to be of particular relevance
 "E" earlier document but published on or after the international filing date
 "L" document which may throw doubts on priority claim(s) or which is cited to establish the publication date of another citation or other special reason (as specified)
 "O" document referring to an oral disclosure, use, exhibition or other means
 "P" document published prior to the international filing date but later than the priority date claimed

- "T" later document published after the international filing date or priority date and not in conflict with the application but cited to understand the principle or theory underlying the invention
 "X" document of particular relevance; the claimed invention cannot be considered novel or cannot be considered to involve an inventive step when the document is taken alone
 "Y" document of particular relevance; the claimed invention cannot be considered to involve an inventive step when the document is combined with one or more other such documents, such combination being obvious to a person skilled in the art.
 "&" document member of the same patent family

Date of the actual completion of the international search

20 August 1996

Date of mailing of the international search report

02.09.96

Name and mailing address of the ISA

European Patent Office, P.B. 5818 Patendaan 2
 NL - 2280 HV Rijswijk
 Tel. (+ 31-70) 340-2040, Tx. 31 651 epo nl,
 Fax: (+ 31-70) 340-3016

Authorized officer

Gerli, P

INTERNATIONAL SEARCH REPORT

Information on patent family members

International Application No

PCT/US 96/03306

Patent document cited in search report	Publication date	Patent family member(s)	Publication date
WO-A-9323400	25-11-93	AU-B- 4244593	13-12-93

WO-A-9211034	09-07-92	AT-T- 139447	15-07-96
		AU-B- 665341	04-01-96
		AU-B- 9062691	22-07-92
		CA-A- 2098198	18-06-92
		DE-D- 69120430	25-07-96
		EP-A- 0563134	06-10-93
		JP-T- 6504772	02-06-94
		US-A- 5416091	16-05-95
