



US00D924982S

(12) **United States Design Patent**
Yang

(10) **Patent No.:** **US D924,982 S**

(45) **Date of Patent:** **** Jul. 13, 2021**

- (54) **BUBBLE MACHINE**
- (71) Applicant: **Honor Metro Limited**, Kowloon (HK)
- (72) Inventor: **Nai Cheng Yang**, Temple City, CA (US)
- (73) Assignee: **HONOR METRO LIMITED**, Kowloon (HK)
- (**) Term: **15 Years**
- (21) Appl. No.: **29/747,077**
- (22) Filed: **Aug. 19, 2020**

- 5,462,469 A 10/1995 Lei
- 5,832,969 A 11/1998 Schramm
- 6,102,764 A 8/2000 Thai
- 6,200,184 B1 3/2001 Rich
- 6,328,286 B1 12/2001 Sanchez et al.
- 6,331,130 B1 12/2001 Thai
- 6,572,427 B1 6/2003 Thai
- 6,616,498 B1 9/2003 Thai
- 6,682,570 B2 1/2004 Thai
- D490,861 S 6/2004 Buzzelli
- 6,820,662 B2 11/2004 Crawford et al.
- 7,021,986 B2 4/2006 Thai
- 7,144,291 B2 12/2006 Thai
- 7,172,484 B2 2/2007 Thai
- 7,780,497 B2 8/2010 Thai

(Continued)

Related U.S. Application Data

- (62) Division of application No. 29/670,491, filed on Nov. 16, 2018, now Pat. No. Des. 896,894.
- (51) **LOC (13) Cl.** **21-01**
- (52) **U.S. Cl.**
USPC **D21/401**
- (58) **Field of Classification Search**
USPC D21/398, 401, 402, 405, 455, 468, 483,
D21/513, 514, 516, 523, 525, 526, 528,
D21/532; 446/15-21, 71, 74, 76, 475,
446/484, 487, 491
CPC A63H 33/28
See application file for complete search history.

(56) **References Cited**

U.S. PATENT DOCUMENTS

- 2,452,794 A 11/1948 Saachy
- 2,632,281 A 3/1953 Schmidt, Jr.
- 2,720,723 A 10/1955 Peretti
- 2,942,375 A 6/1960 Bucic, Jr.
- 4,016,673 A 4/1977 Constance
- 4,044,496 A 8/1977 Jernstrom
- 4,775,348 A 10/1988 Collins
- D353,166 S 12/1994 Kwak Sang

FOREIGN PATENT DOCUMENTS

- CA 2824412 8/2012
- CN 2103358 U 5/1992

(Continued)

Primary Examiner — Catherine A Tuttle
(74) *Attorney, Agent, or Firm* — Belles Katz LLC

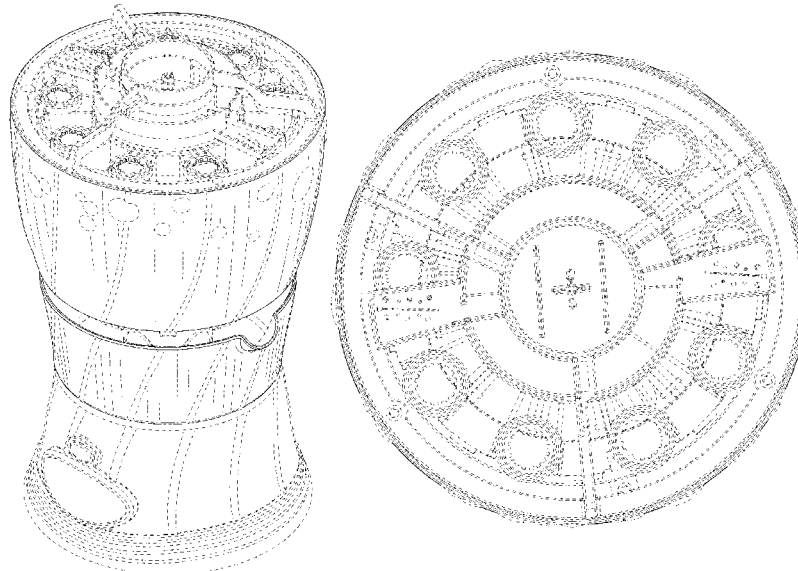
(57) **CLAIM**

The ornamental design for a bubble machine, as shown and described.

DESCRIPTION

FIG. 1 is a front perspective view of a bubble machine showing my new design;
FIG. 2 is a front view thereof;
FIG. 3 is a rear view thereof;
FIG. 4 is a right side view thereof;
FIG. 5 is a left side view thereof;
FIG. 6 is a top view thereof; and,
FIG. 7 is a bottom view thereof.
The broken lines in the drawings illustrate portions of the bubble machine that form no part of the claimed design.

1 Claim, 7 Drawing Sheets



(56)

References Cited

U.S. PATENT DOCUMENTS

8,123,584	B2	2/2012	Thai	
8,272,915	B2	9/2012	Thai	
8,272,916	B2	9/2012	Thai	
9,339,737	B2	5/2016	Chan	
D790,009	S	6/2017	Lo Wai Chung	
9,884,262	B2	2/2018	Huey	
10,363,492	B1	7/2019	Thai	
10,807,015	B2*	10/2020	Chan	A63H 33/28
2002/0090878	A1	7/2002	Holmes	
2003/0116224	A1	6/2003	Crawford	
2009/0163109	A1	6/2009	Thai	
2009/0209163	A1	8/2009	Thai	
2010/0173558	A1	7/2010	Huey	
2012/0220184	A1	8/2012	Orem et al.	
2015/0133021	A1	5/2015	Huey	
2018/0272245	A1	9/2018	Pogue	
2020/0155957	A1*	5/2020	Clayton	A63H 33/28

FOREIGN PATENT DOCUMENTS

CN	2907803	Y	6/2007
CN	2907813	Y	6/2007
CN	2930817	Y	8/2007
CN	201055703	Y	5/2008
CN	201067639	Y	6/2008
CN	202427173	U	9/2012
EP	2921213		9/2015
WO	WO 2004012831		2/2004

* cited by examiner

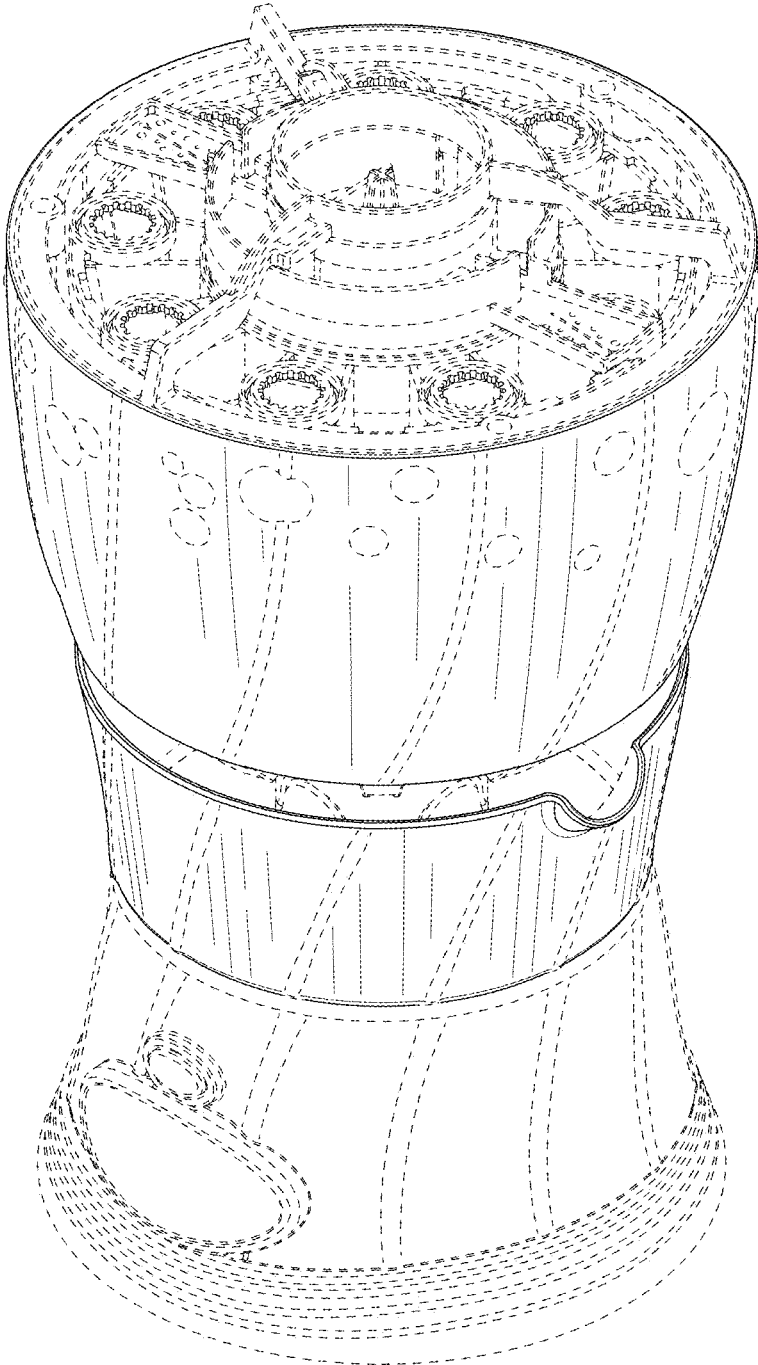


FIG. 1

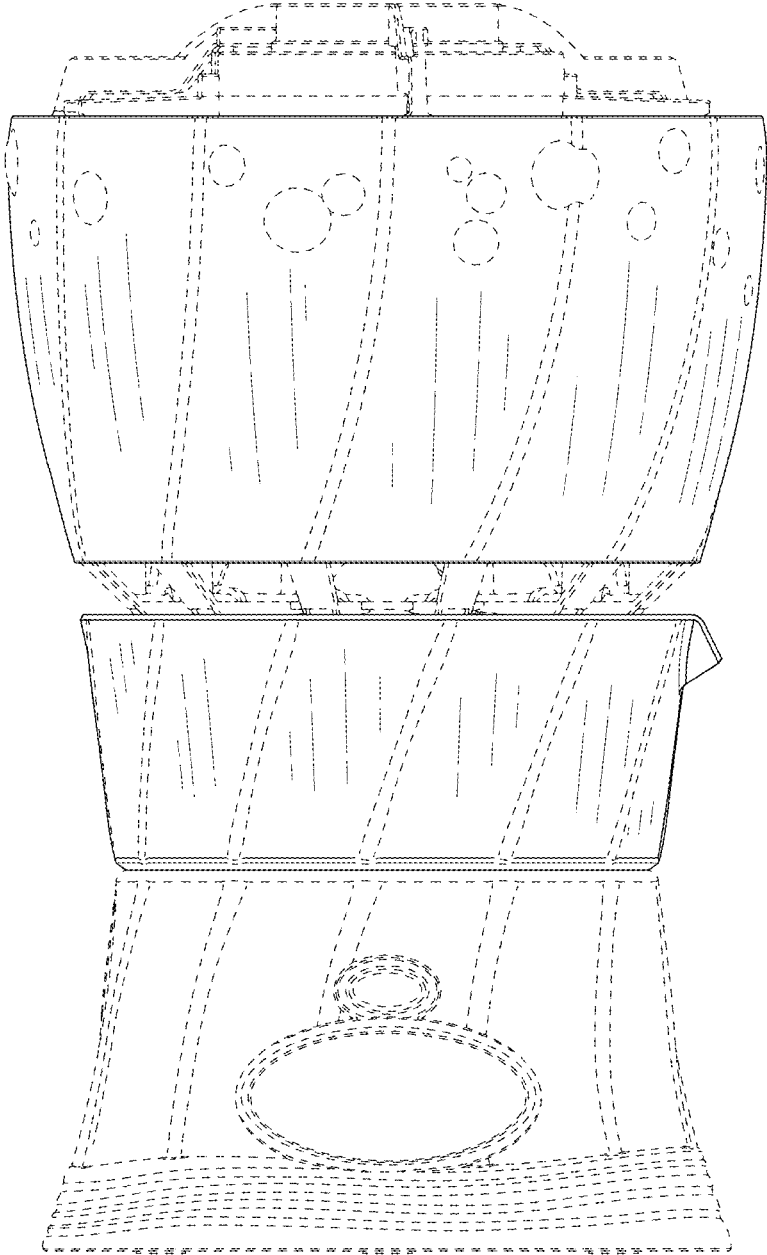


FIG. 2

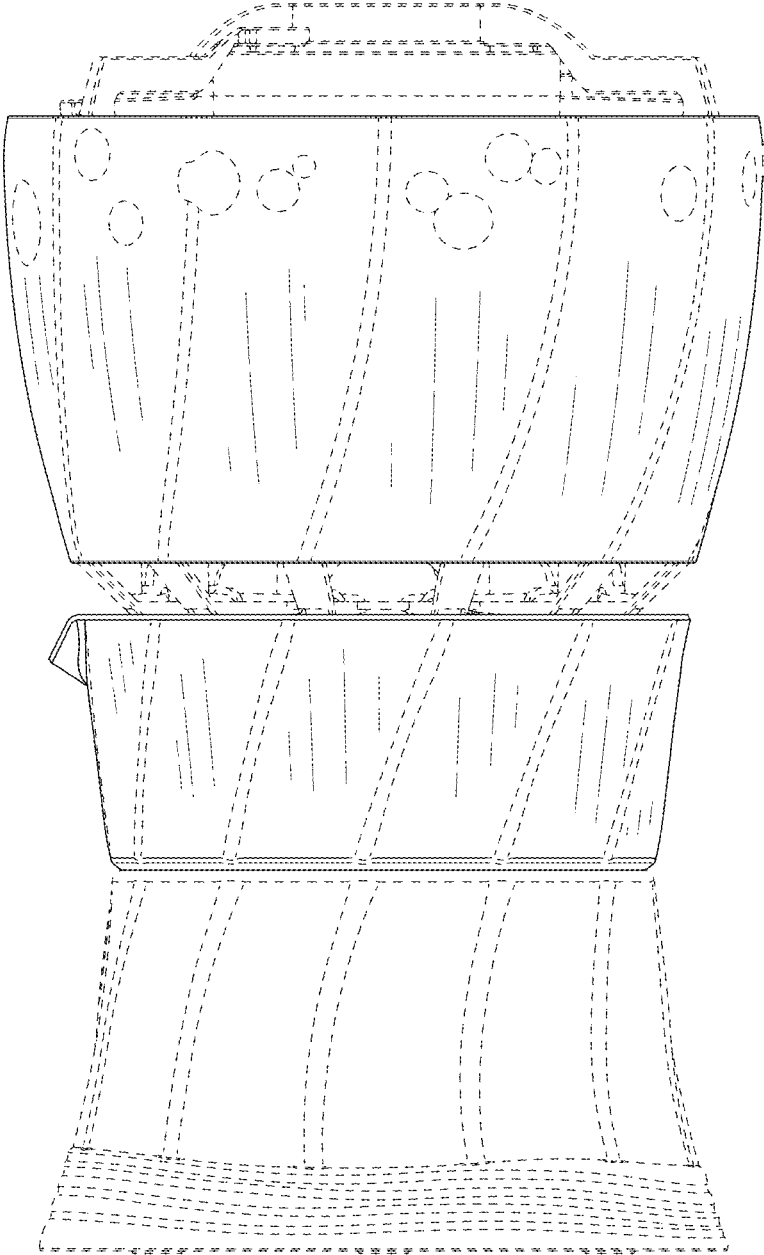


FIG. 3

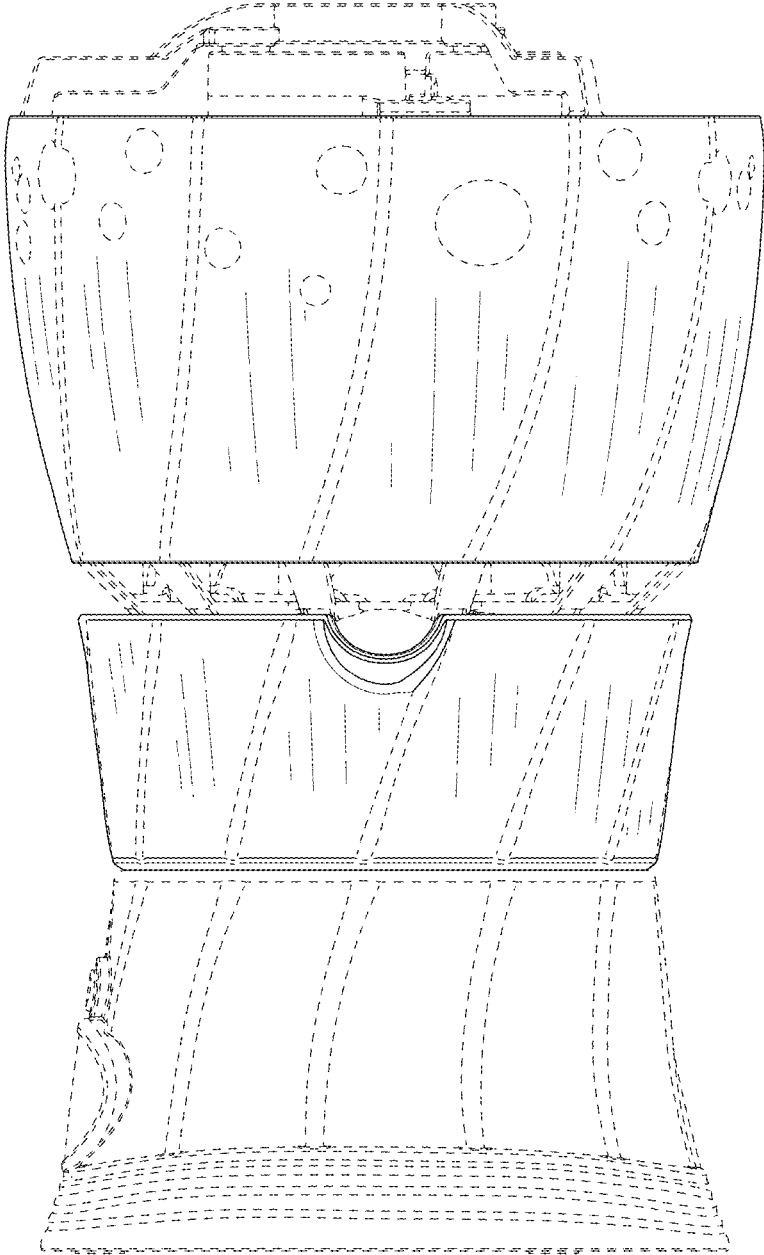


FIG. 4

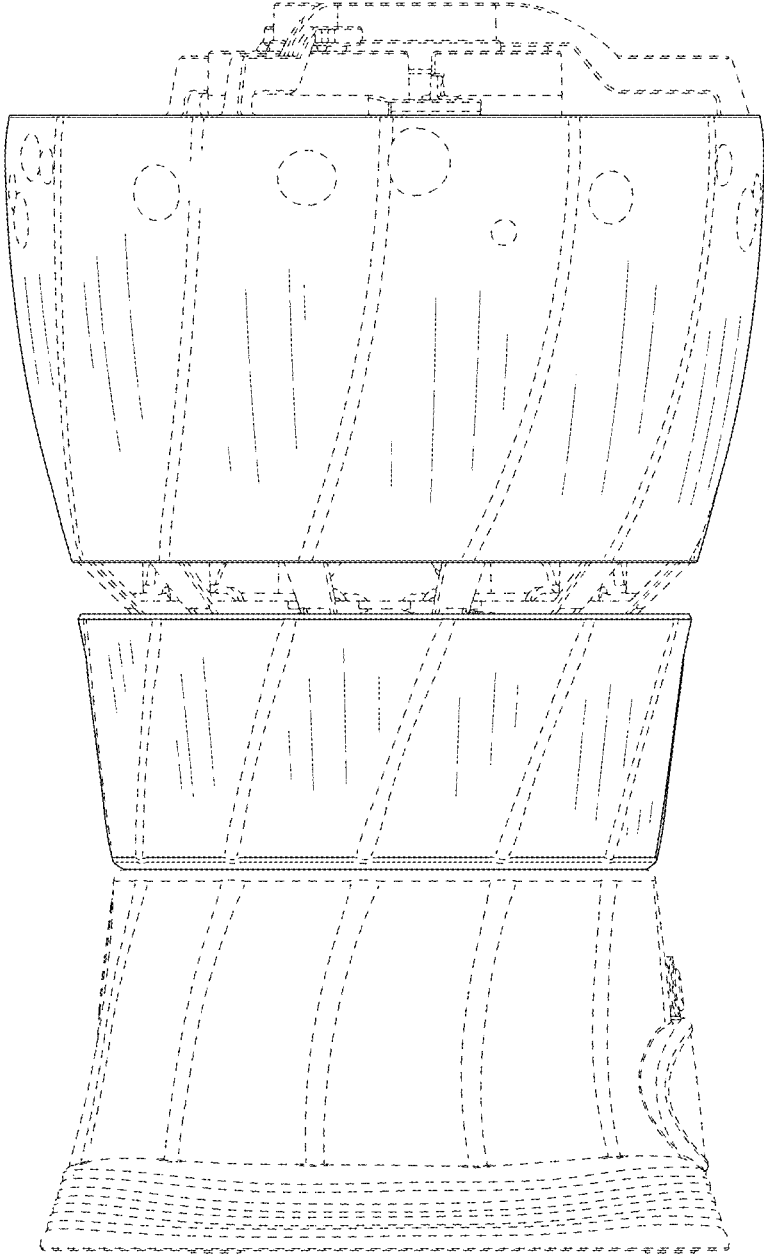


FIG. 5

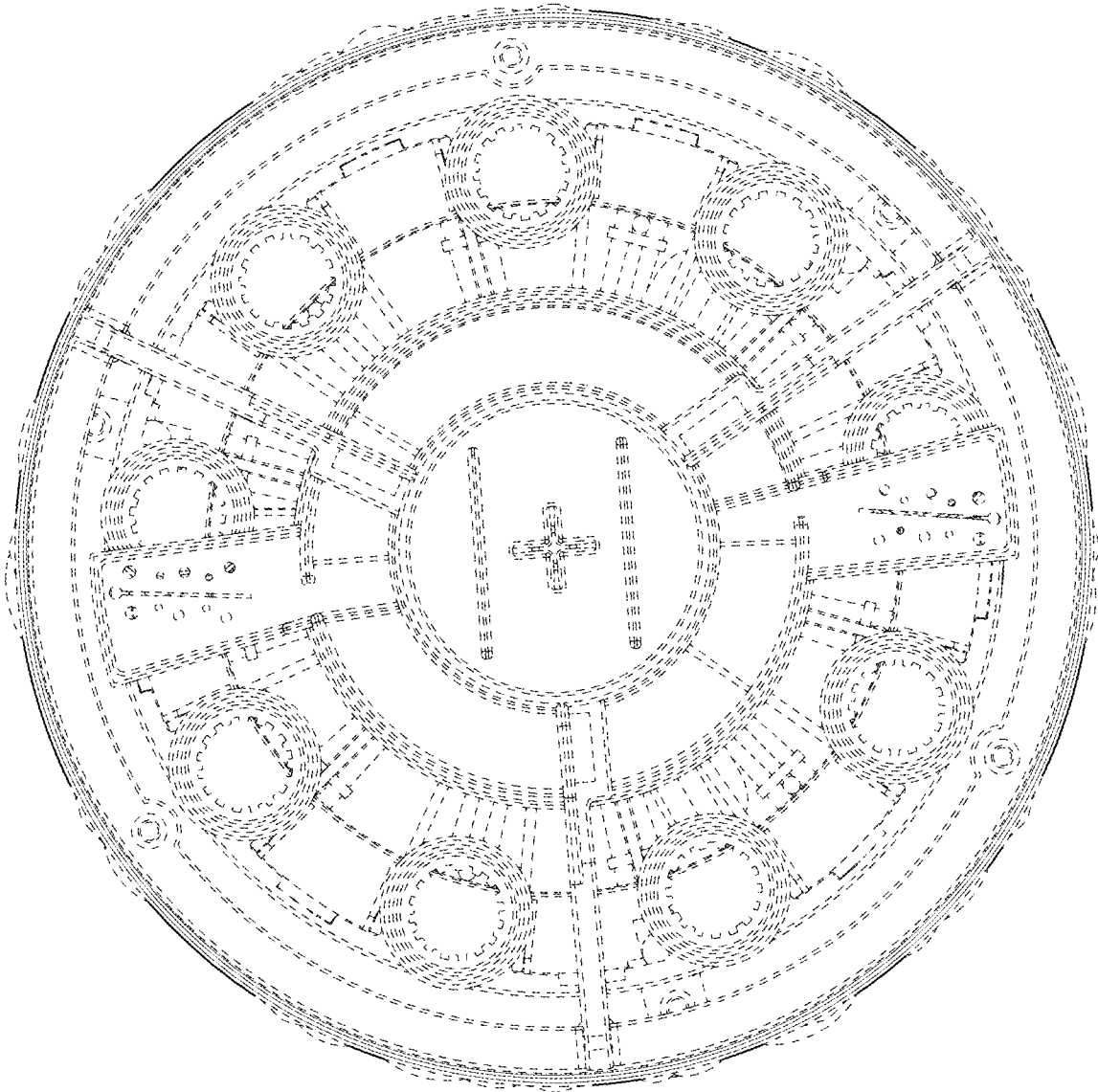


FIG. 6

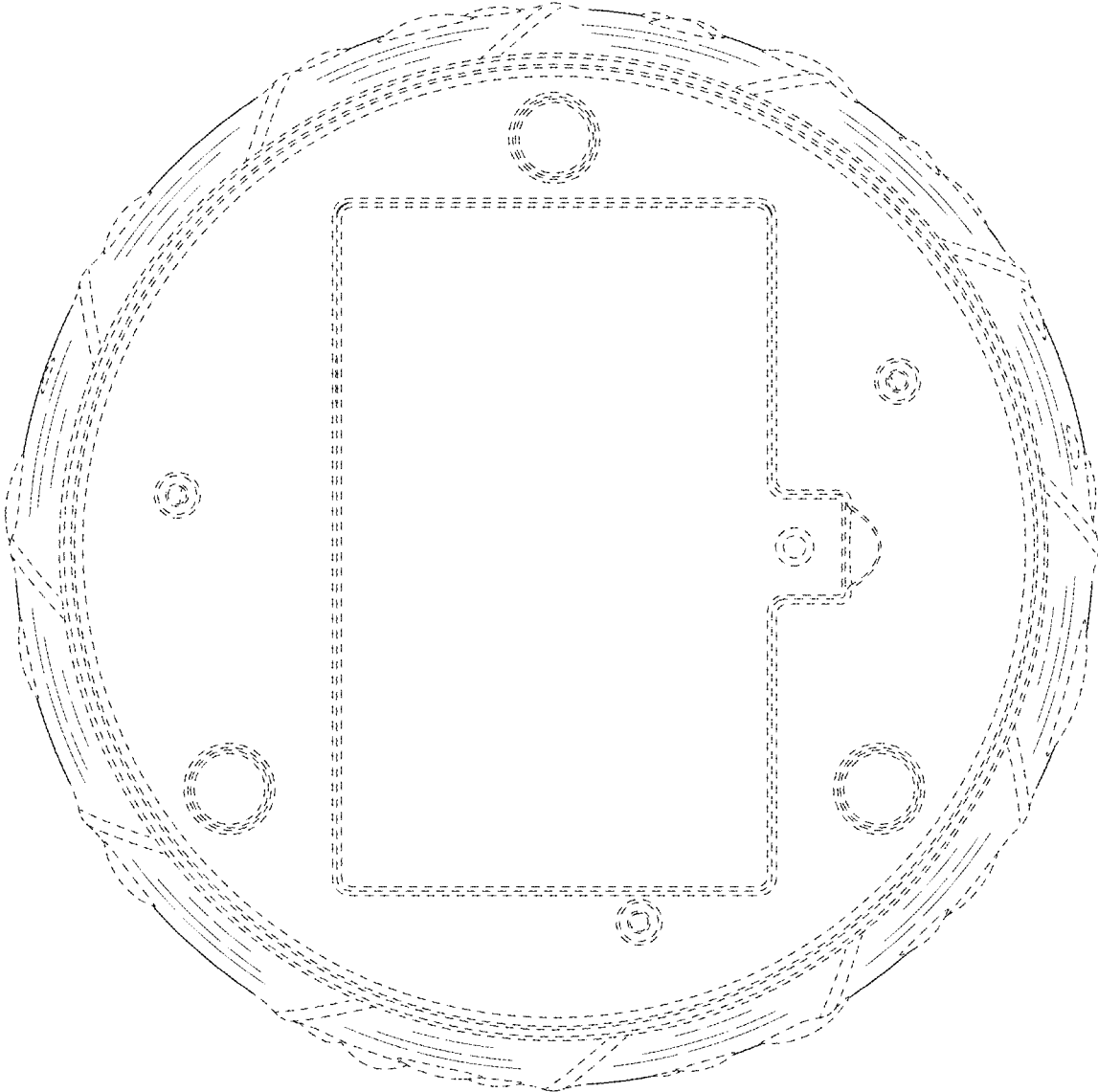


FIG. 7