



US00D708239S

(12) **United States Design Patent**
Lin et al.

(10) **Patent No.:** **US D708,239 S**

(45) **Date of Patent:** **** Jul. 1, 2014**

(54) **LINEAR ACTUATOR**

(71) Applicant: **Timotion Technology Co., Ltd.**, New Taipei (TW)

(72) Inventors: **Yi-Ching Lin**, New Taipei (TW);
Ti-Chun Chen, New Taipei (TW)

(73) Assignee: **Timotion Technology Co., Ltd.**, New Taipei (TW)

(**) Term: **14 Years**

(21) Appl. No.: **29/471,036**

(22) Filed: **Oct. 28, 2013**

(51) **LOC (10) Cl.** **15-09**

(52) **U.S. Cl.**

USPC **D15/143**

(58) **Field of Classification Search**

CPC .. F15B 15/228; F15B 15/1419; F16C 29/063;
F16H 1/225; F16H 19/02; F16H 25/12;
F16H 25/20; F16H 25/2204; F16J 1/00;
H02K 5/00; H02K 7/00; H02K 7/06; H02K
37/14; H02K 41/02; H02K 41/035
USPC D13/118, 158, 162, 184; D15/1-5, 7, 9,
D15/143, 148, 149, 199; 74/54, 89.15,
74/90.15, 411, 411.5, 490.09; 297/14,
297/325, 327; 310/10, 12, 15, 20, 20.8, 80,
310/300

See application file for complete search history.

(56) **References Cited**

U.S. PATENT DOCUMENTS

6,662,672 B2 * 12/2003 Someya 74/89.23
D487,902 S * 3/2004 Nielsen et al. D15/143

D576,646 S * 9/2008 Liao et al. D15/143
D587,733 S * 3/2009 Niedermeyer D15/143
D611,514 S * 3/2010 Fukano et al. D15/143
D624,101 S * 9/2010 Tseng D15/143
D624,572 S * 9/2010 Fukano et al. D15/143
D656,169 S * 3/2012 Fukano et al. D15/143
D664,169 S * 7/2012 Shirai et al. D15/143
D685,403 S * 7/2013 Mangold D15/143
D686,257 S * 7/2013 Wu D15/143
2014/0013878 A1 * 1/2014 Kollreider et al. 74/89.35

* cited by examiner

Primary Examiner — Patricia Palasik

(74) *Attorney, Agent, or Firm* — Chun-Ming Shih; HDLS IPR Services

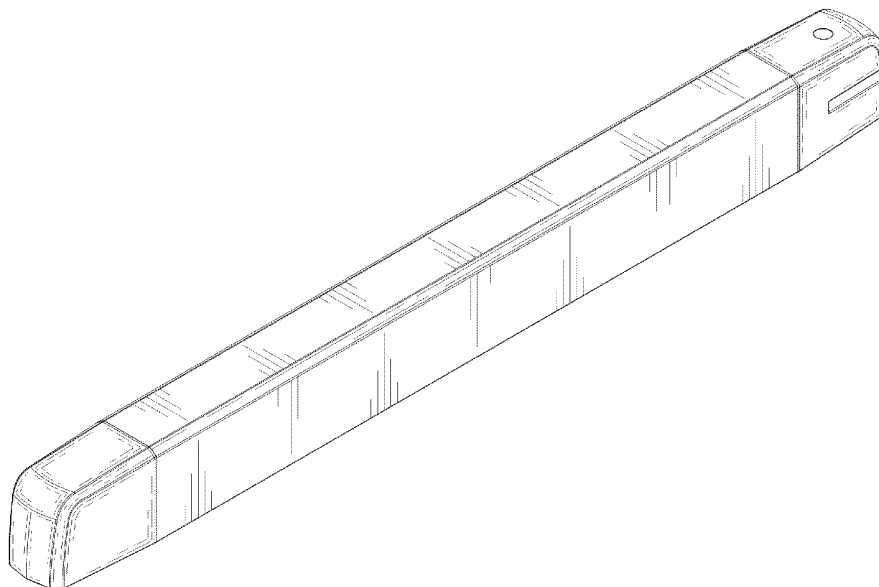
(57) **CLAIM**

The ornamental design for a linear actuator, as shown and described.

DESCRIPTION

FIG. 1 is a perspective view of a linear actuator showing my new design;
FIG. 2 is a front view thereof;
FIG. 3 is a rear view thereof;
FIG. 4 is a left side view thereof;
FIG. 5 is a right side view thereof;
FIG. 6 is a top view thereof;
FIG. 7 is a bottom view thereof; and,
FIG. 8 is another perspective view showing the linear actuator.
The broken lines shown represent unclaimed subject matter and form no part of the claimed design.

1 Claim, 5 Drawing Sheets



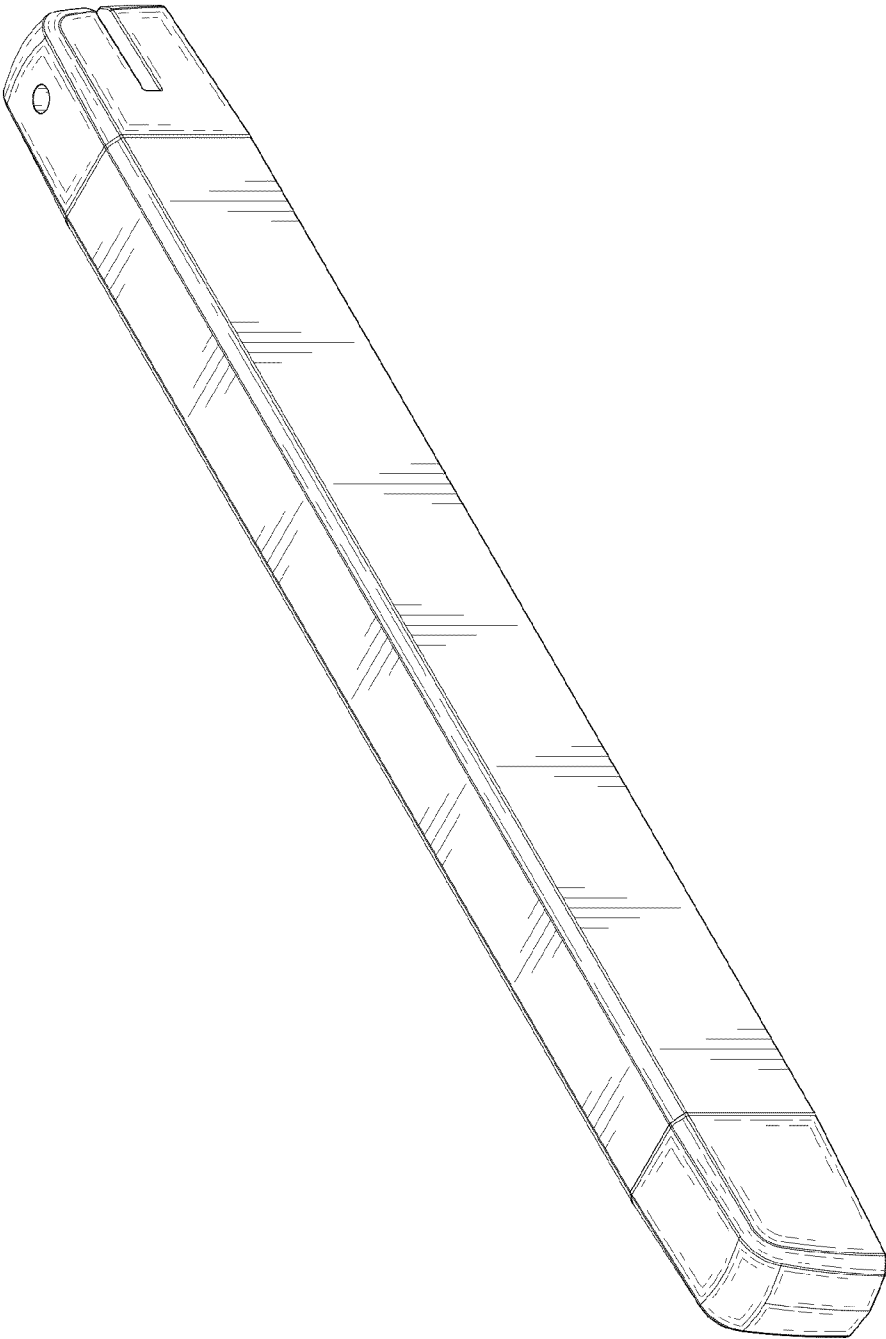


FIG.1




FIG. 2

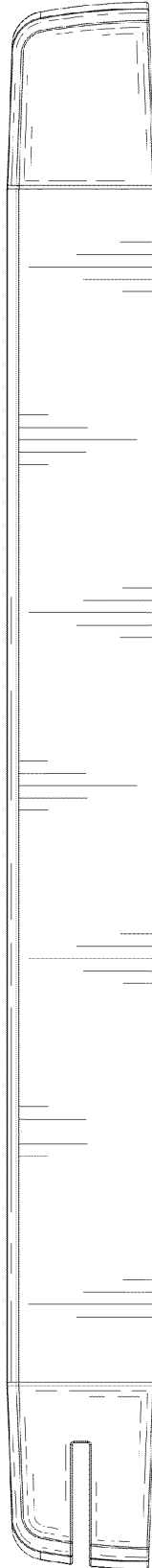


FIG. 3

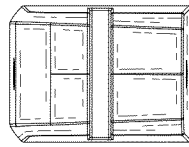


FIG. 5

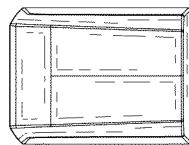


FIG. 4




FIG. 6



FIG. 7

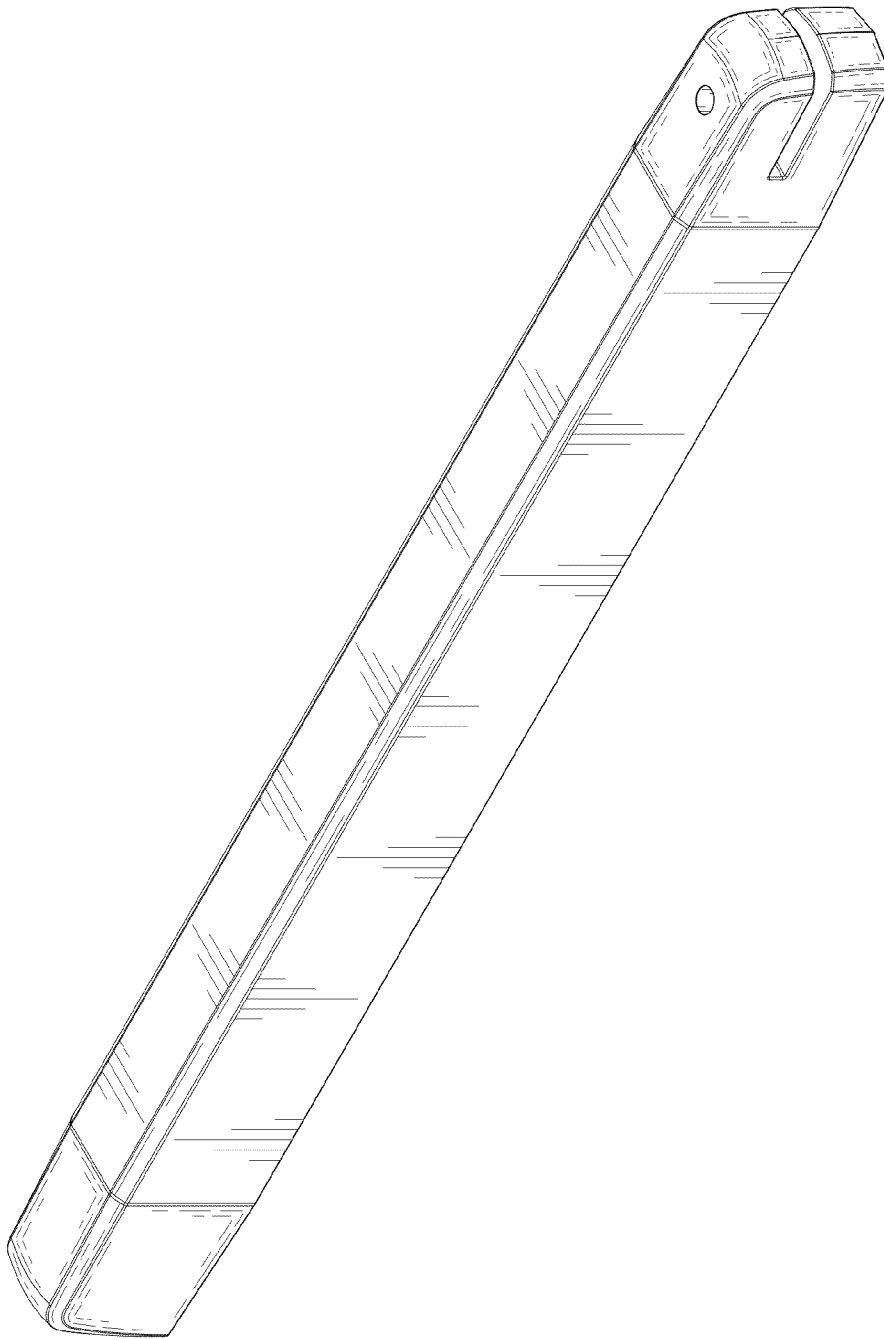


FIG.8