



US00D911651S

(12) **United States Design Patent** (10) **Patent No.:** **US D911,651 S**  
**Liao** (45) **Date of Patent:** **\*\* Feb. 23, 2021**

(54) **TRASH CAN**  
(71) Applicant: **Jiangmen Foreign Trade Group Co., Ltd., Jiangmen (CN)**  
(72) Inventor: **Henry Liao, Jiangmen (CN)**  
(73) Assignee: **JIANGMEN FOREIGN TRADE GROUP CO., LTD., Jiangmen (CN)**  
(\*\*) Term: **15 Years**

D544,671 S 6/2007 Saunders et al.  
D552,823 S 10/2007 Yang et al.  
D555,318 S 11/2007 Lin  
D555,348 S 11/2007 Bettencourt  
D561,420 S 2/2008 Lin  
D578,266 S 10/2008 Yang et al.  
D578,268 S 10/2008 Yang et al.  
D580,120 S 11/2008 Lin  
D580,613 S 11/2008 Yang et al.  
D580,615 S 11/2008 Yang et al.  
D584,468 S 1/2009 Liao

(Continued)

(21) Appl. No.: **29/692,071**

**OTHER PUBLICATIONS**

(22) Filed: **May 22, 2019**

U.S. Appl. No. 29/677,450, filed Jan. 21, 2019, Liao.  
U.S. Appl. No. 29/692,070, filed May 22, 2019, Liao.

(51) **LOC (13) Cl.** ..... **09-09**

(52) **U.S. Cl.**  
USPC ..... **D34/9**

(58) **Field of Classification Search**  
USPC ..... D34/1, 7, 9  
CPC ..... B65F 1/163; B65F 1/062; B65F 1/1623;  
B65F 1/1646  
See application file for complete search history.

*Primary Examiner* — Cynthia Ramirez  
(74) *Attorney, Agent, or Firm* — Daniel F. Nesbitt; Hasse & Nesbitt LLC

(57) **CLAIM**

I claim the ornamental design for a trash can, as shown and described.

(56) **References Cited**

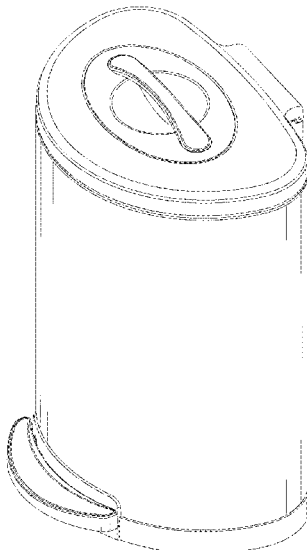
**DESCRIPTION**

**U.S. PATENT DOCUMENTS**

4,982,857 A 1/1991 Sher  
5,072,852 A 12/1991 Smith et al.  
D355,740 S 2/1995 Kirchner  
5,662,235 A 9/1997 Nieto  
6,345,725 B1\* 2/2002 Lin ..... B65F 1/1607  
220/263  
6,386,386 B1 5/2002 George  
6,626,316 B2 9/2003 Yang  
6,626,317 B2 9/2003 Pfeifer et al.  
D489,153 S 4/2004 Lin  
D517,767 S 3/2006 Yang et al.  
D525,756 S\* 7/2006 Yang ..... D34/9  
D526,456 S\* 8/2006 Lin ..... D34/9  
7,086,550 B2 8/2006 Yang et al.  
D537,600 S 2/2007 Lin  
D538,000 S 3/2007 Lin  
D542,994 S 5/2007 Lin

FIG. 1 is a top, front, right-side perspective view of the trash can, showing my new design;  
FIG. 2 is a top, back, left-side perspective view of the trash can;  
FIG. 3 is a front view of the trash can;  
FIG. 4 is a back view of the trash can;  
FIG. 5 is a right side view of the trash can;  
FIG. 6 is a left side view of the trash can;  
FIG. 7 is a top view of the trash can; and,  
FIG. 8 is a bottom view of the trash can.  
The broken lines in the figures are for the purpose of illustrating portions of the trash can, which form no part of the claimed design.

**1 Claim, 8 Drawing Sheets**



# US D911,651 S

(56)

## References Cited

### U.S. PATENT DOCUMENTS

D584,469 S	1/2009	Yang et al.		D736,489 S	8/2015	Wall
D586,070 S *	2/2009	Lin .....	D34/9	D755,461 S	5/2016	Wall
D591,471 S	4/2009	Lee		D762,037 S	7/2016	Chen
D593,271 S	5/2009	Yang et al.		D769,564 S *	10/2016	Chen .....
D595,468 S	6/2009	Liao		D769,565 S	10/2016	Chen
D595,917 S	7/2009	Liao		D774,270 S	12/2016	Chen
D615,270 S	5/2010	Yang et al.		D793,642 S	8/2017	Yang et al.
D615,722 S	5/2010	Yang et al.		9,745,127 B1	8/2017	Stravitz
D620,667 S	7/2010	Liao		D796,767 S	9/2017	Chen
D629,173 S *	12/2010	Liao .....	D34/7	D798,016 S *	9/2017	Yang .....
D629,579 S	12/2010	Lin		D806,974 S *	1/2018	Lloyd .....
D656,699 S	3/2012	Liao		D809,729 S	2/2018	Chen
D657,108 S	4/2012	Yang et al.		D813,485 S	3/2018	Liao
D671,290 S	11/2012	Vanhoof		D827,968 S	9/2018	Chen
D683,512 S *	5/2013	Quan .....	D34/7	D830,029 S *	10/2018	Greenspon .....
D714,009 S	9/2014	Phillips et al.		D830,659 S	10/2018	Greenspon et al.
D716,015 S *	10/2014	van de Leest .....	D34/9	D831,289 S	10/2018	Greenspon et al.
D717,014 S	11/2014	Han		D840,628 S *	2/2019	Chang .....
D725,861 S *	3/2015	Yang .....	D34/7	D841,924 S	2/2019	Liao
D729,485 S	5/2015	Yang et al.		D853,065 S *	7/2019	Liao .....
				D853,066 S	7/2019	Liao
				D882,903 S *	4/2020	Chen .....
				2018/0079592 A1	3/2018	Wang et al.

\* cited by examiner




FIG. 1

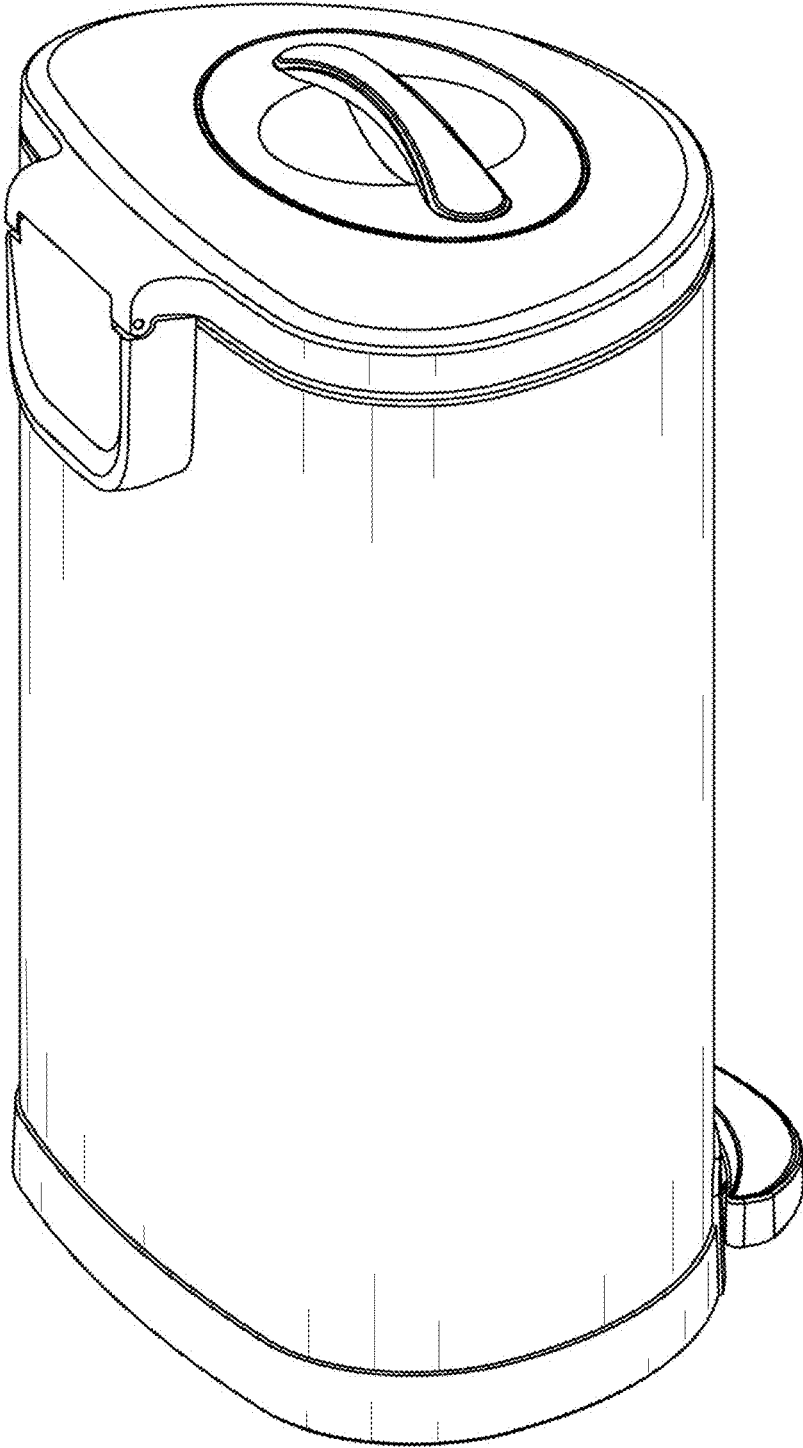


FIG. 2




FIG. 3

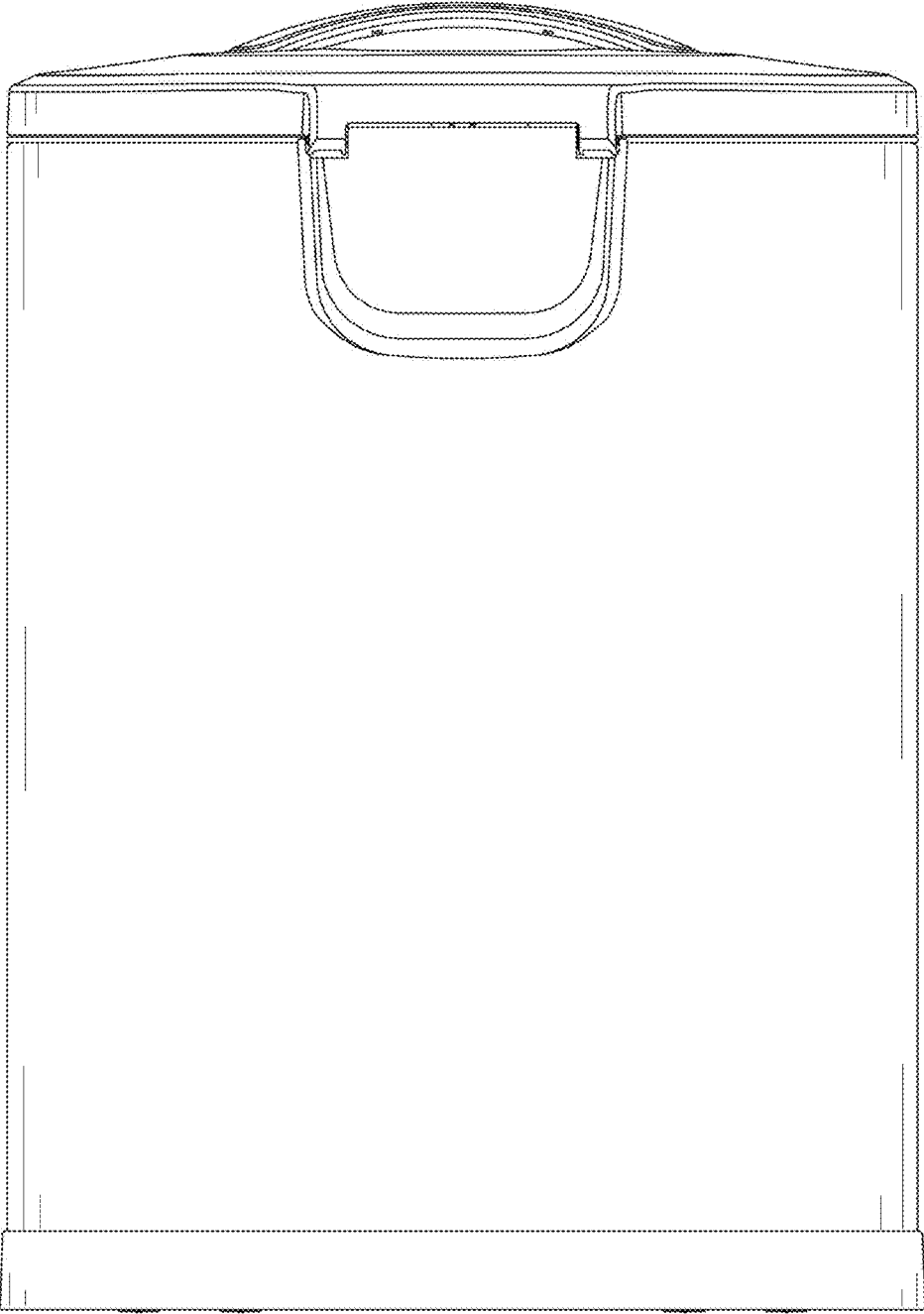


FIG. 4

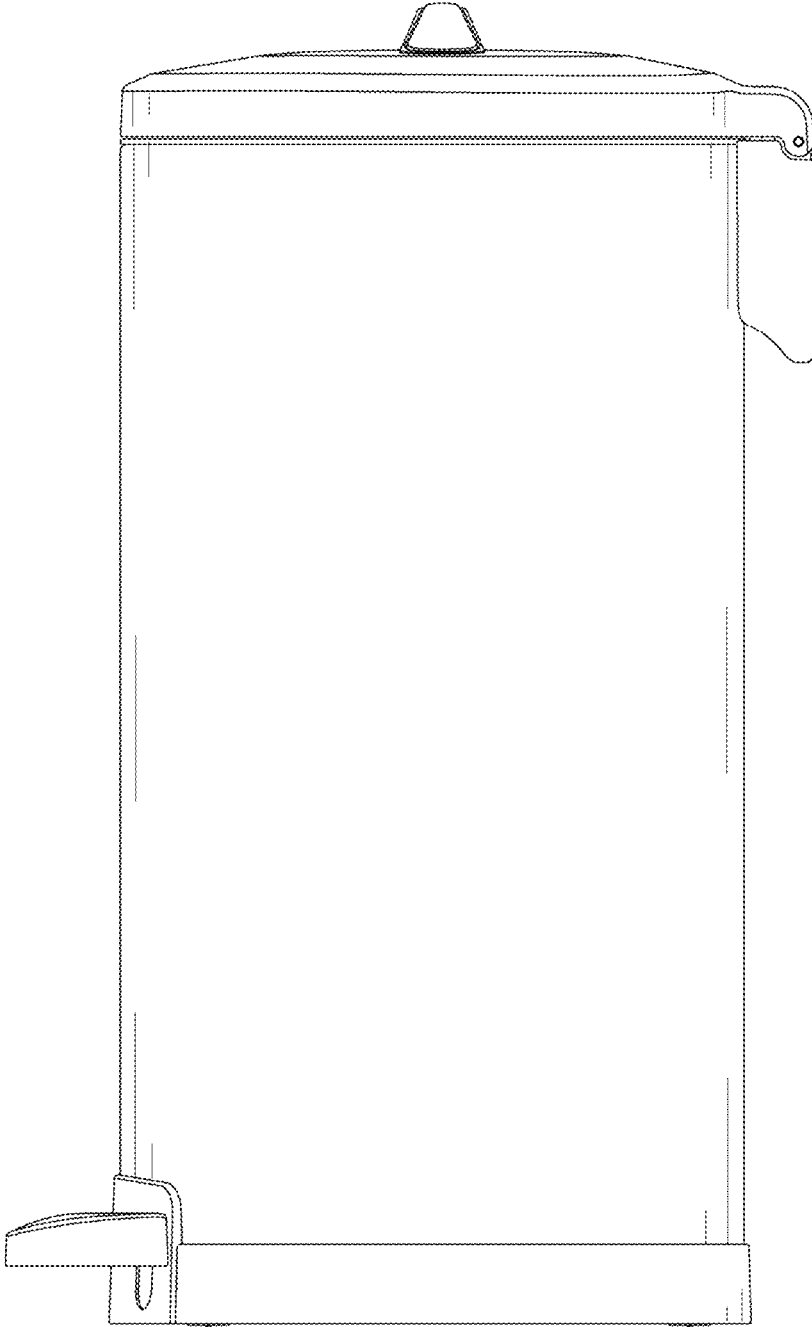


FIG. 5




FIG. 6



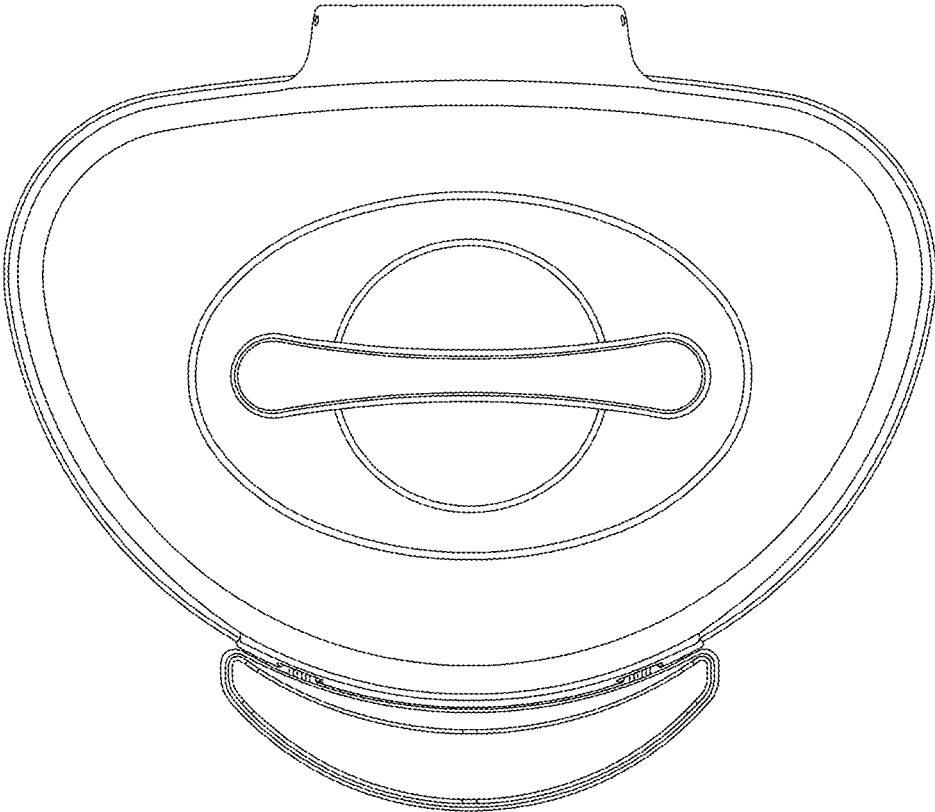


FIG. 7

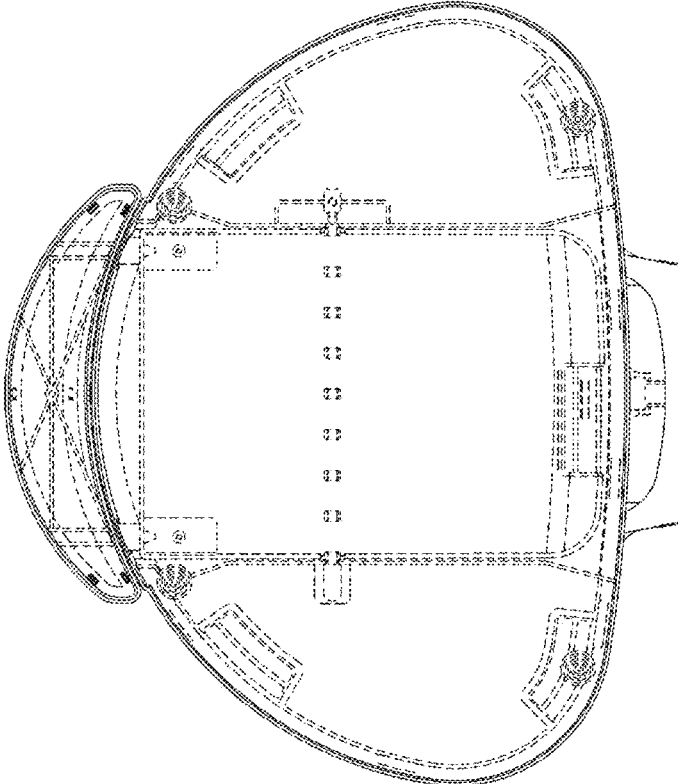


FIG. 8