



US00D600873S

(12) **United States Design Patent**
Banasik et al.

(10) **Patent No.:** **US D600,873 S**

(45) **Date of Patent:** **** Sep. 22, 2009**

(54) **MOBILE BASE**

(75) Inventors: **Daniel Banasik**, Eagan, MN (US);
Steven Krohmer, Coon Rapids, MN (US)

(73) Assignee: **Rockler Companies, Inc.**, Medina, MN (US)

(**) Term: **14 Years**

(21) Appl. No.: **29/324,975**

(22) Filed: **Sep. 24, 2008**

(51) **LOC (9) Cl.** **12-02**

(52) **U.S. Cl.** **D34/23**

(58) **Field of Classification Search** D34/12-27;
280/33.991, 33.992, 33.993, 33.94, 651,
280/652, 47.18, 47.26, 47.34, 43.24, 79.11
See application file for complete search history.

(56) **References Cited**

U.S. PATENT DOCUMENTS

2,763,491	A *	9/1956	Shafer, Jr.	280/35
D302,891	S *	8/1989	Lardell	D34/23
4,934,720	A	6/1990	Dobron	
5,599,031	A	2/1997	Hodges	
5,785,293	A	7/1998	Ford et al.	
D415,868	S *	10/1999	Hewitt	D34/23
6,109,625	A *	8/2000	Hewitt	280/43.24
6,783,147	B1 *	8/2004	Green, Sr.	280/652
D501,591	S *	2/2005	Lucht	D34/12
2006/0103092	A1 *	5/2006	Strahler et al.	280/79.11

OTHER PUBLICATIONS

Power Tool Mobile Base—Rockler Woodworking Tools: http://www.rockler.com/product.cfm?Offerings_ID=2383 6 pages (publicly available prior to Sep. 23, 2008).

Mobile Base Parts List and Assembly Instructions, 2 pages, for Power Tool, Mobile Base—Rockler Companies, Inc. (publicly available prior to Sep. 23, 2008).

HTC 2000 Universal Mobile Base—Rockler Woodworking Tools: http://www.rockler.com/product.cfm?Offerings_ID=11450&TabSelect=Details 2 pages (publicly available prior to Sep. 23, 2008).

HTC3000 Universal Mobile Base—Rockler Woodworking Tools: http://www.rockler.com/product.cfm?Offerings_ID=11473&TabSelect=Details 3 pages (publicly available prior to Sep. 23, 2008).

Powermatic Mobile Base for PWBS-14 Band Saw—Rockler Woodworking Tools: http://www.rockler.com/product.cfm?Offerings_ID=19890&filter=power 3 pages (publicly available prior to Sep. 23, 2008).

* cited by examiner

Primary Examiner—Cynthia E Ramirez

(74) *Attorney, Agent, or Firm*—Westman, Champlin & Kelly, P.A.

(57) **CLAIM**

The ornamental design for a mobile base, as shown and described.

DESCRIPTION

FIG. 1 is an isometric view of a mobile base of our new design;

FIG. 2 is a right side view thereof;

FIG. 3 is a left side view thereof;

FIG. 4 is a rear view thereof;

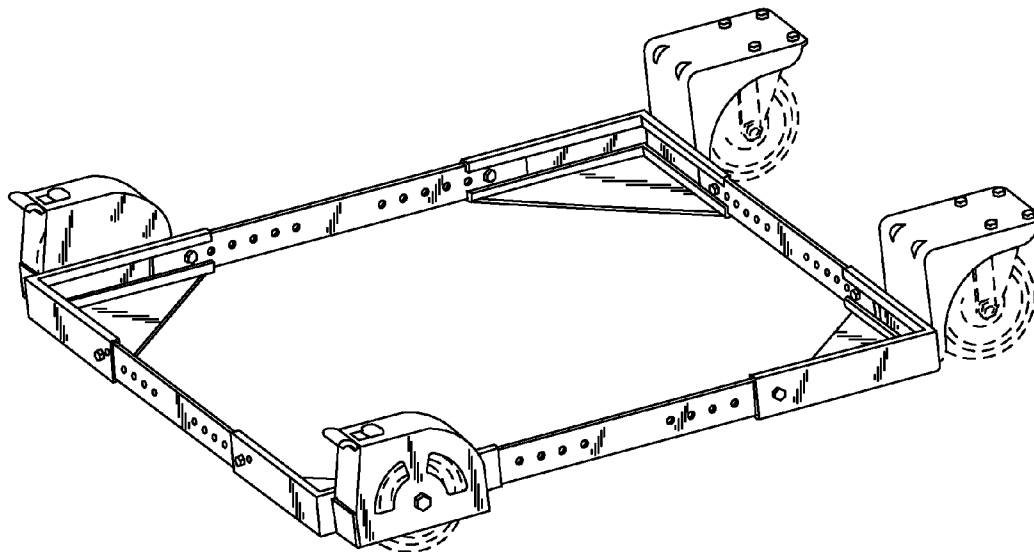
FIG. 5 is a front view thereof;

FIG. 6 is a top view thereof; and,

FIG. 7 is a bottom view thereof.

The broken lines in the Figures are for illustrative purposes only and form no part of the claimed design.

1 Claim, 5 Drawing Sheets



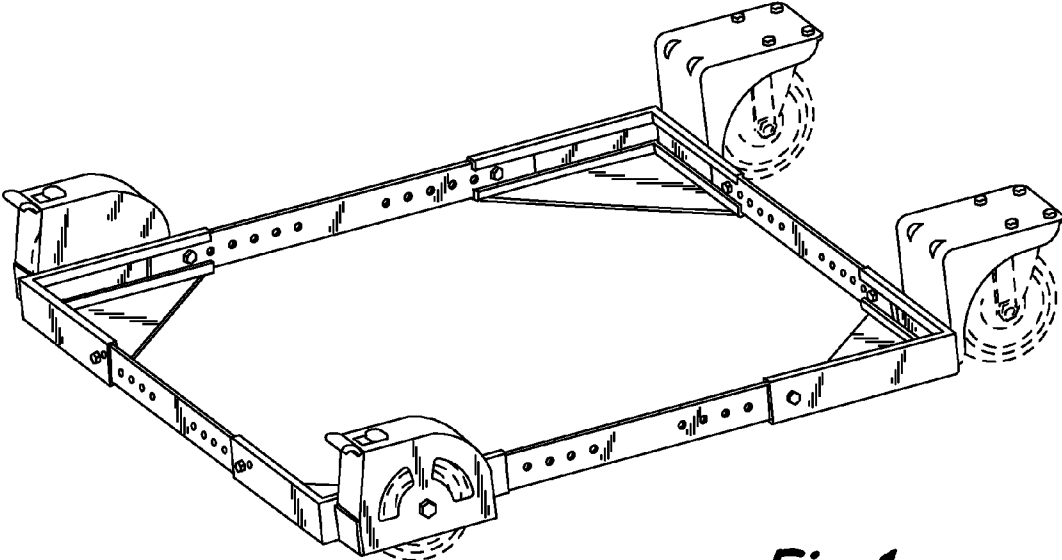


Fig. 1

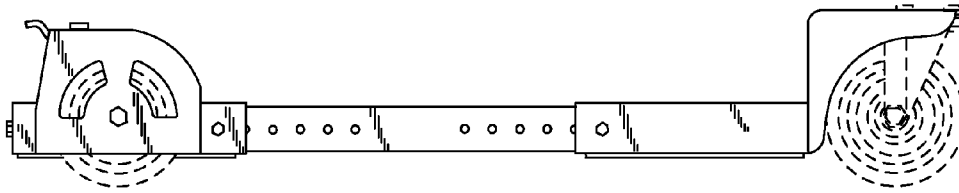


Fig. 2

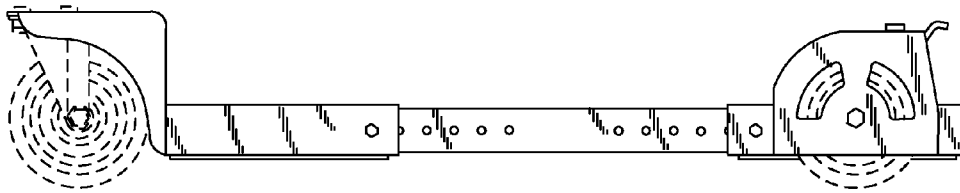


Fig. 3

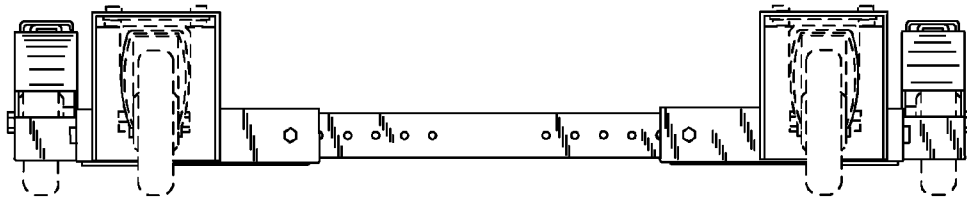


Fig. 4

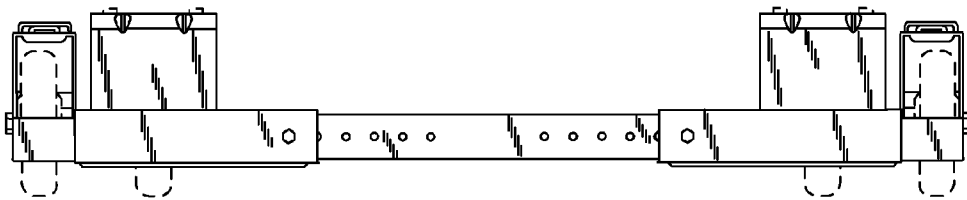


Fig. 5

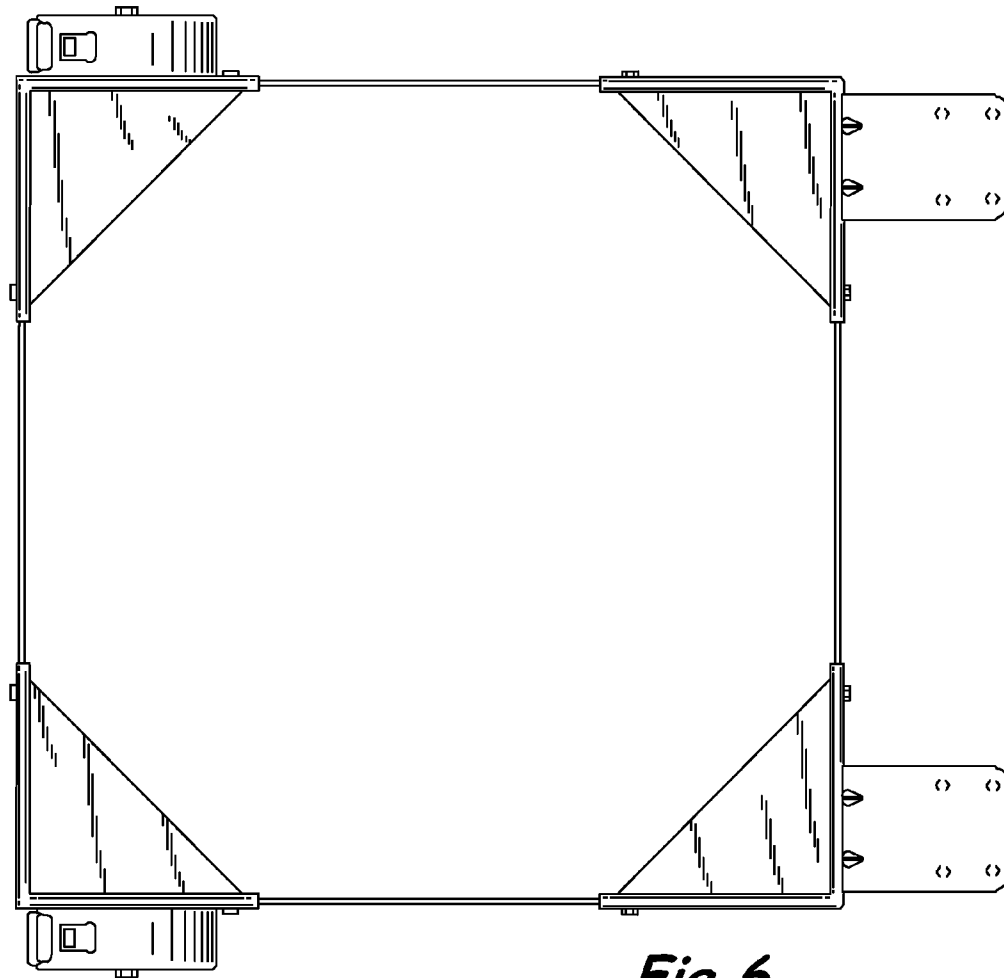


Fig. 6

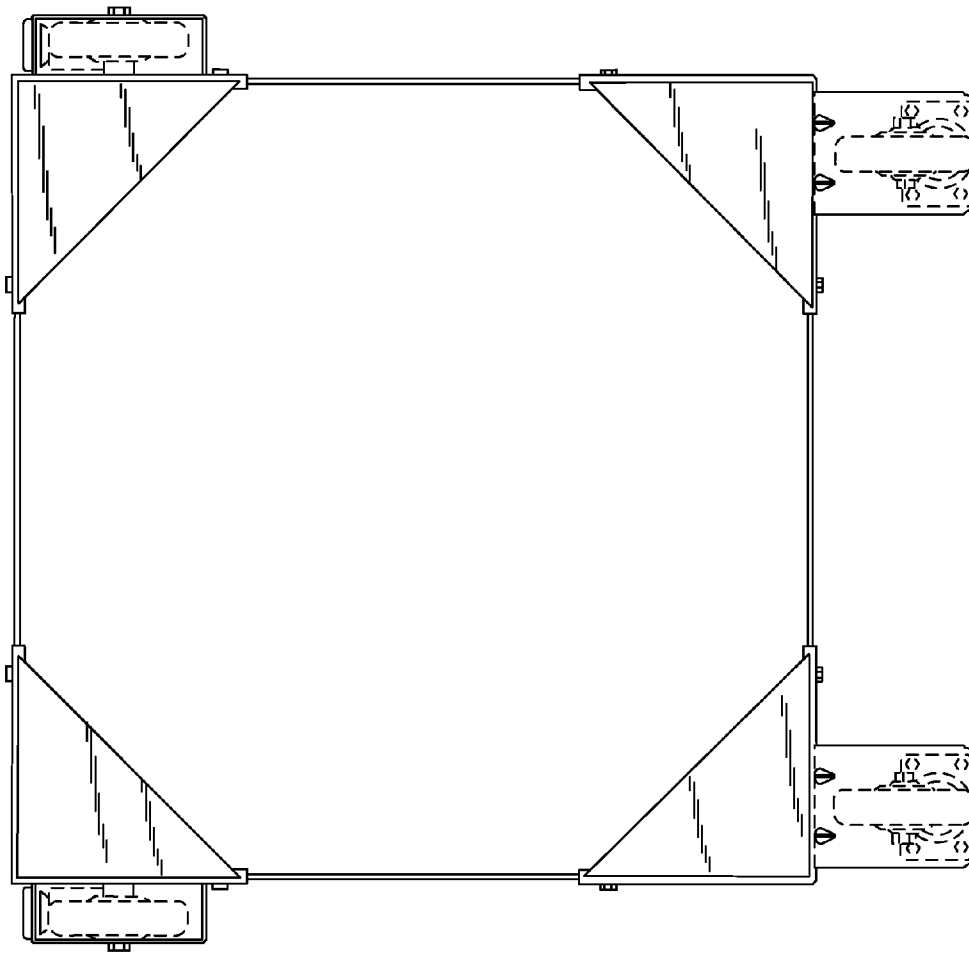


Fig. 7