

Oct. 29, 1935.

W. W. WILHELM
CONTAINER FOR SHOE POLISH
Filed Sept. 12, 1934

2,019,376

Fig. 1.

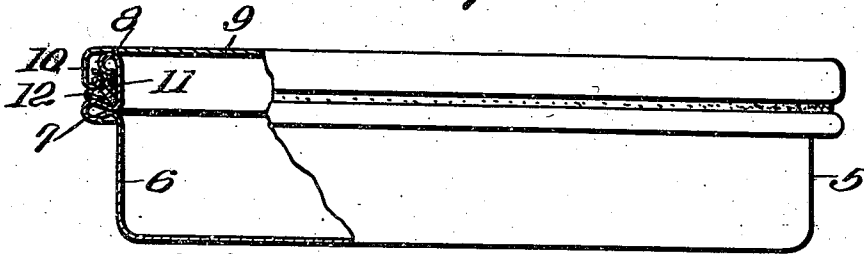


Fig. 2.

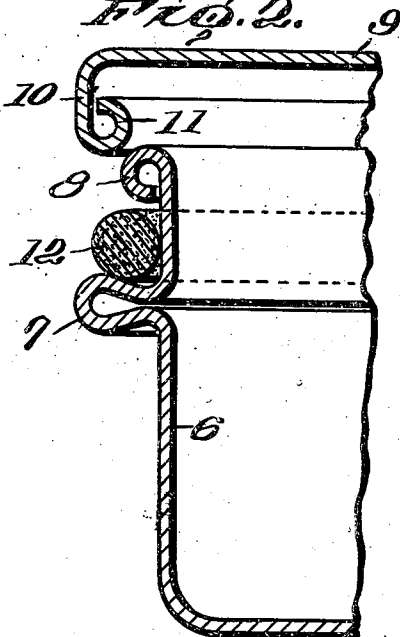


Fig. 3.

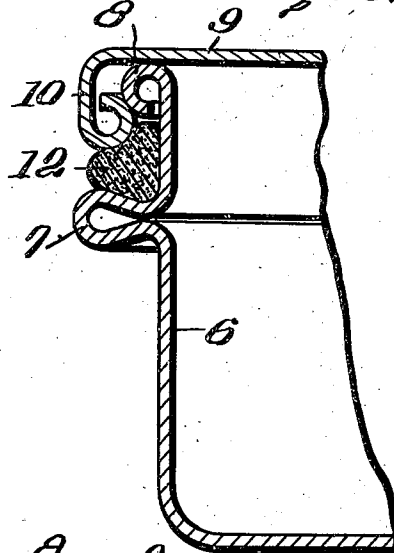
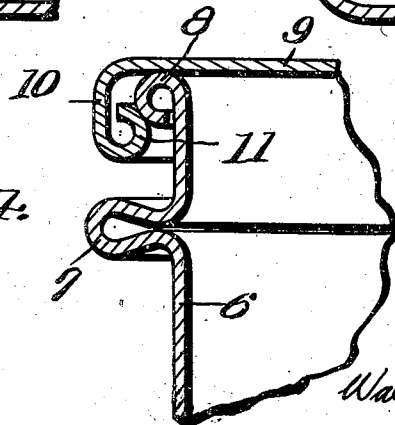


Fig. 4.



Inventor

Walter W. Wilhelm

By *Sturtevant & Mason*

Attorneys

UNITED STATES PATENT OFFICE

2,019,376

CONTAINER FOR SHOE POLISH

Walter W. Wilhelm, Baltimore, Md., assignor to
Continental Can Company, Inc., New York,
N. Y., a corporation of New York

Application September 12, 1934, Serial No. 743,722

1 Claim. (Cl. 220-60)

The invention relates to containers for shoe polish or similar material which should be marketed in airtight receptacles capable of reclosure when not in use.

5 An object of the invention is to provide a container of the above type having a cover capable of being forcibly removed, with a gasket which is under compression when the cover is applied and which may be taken off prior to removing the cover to facilitate opening of the container and reclosure after use.

Referring to the drawing:

Figure 1 is a side view, partially in section, of the improved container sealed for the market.

15 Figure 2 is an enlarged sectional view showing the container before the cover is forcibly applied.

Figure 3 is a similar sectional view showing the cover applied to the container and the gasket compressed.

20 Figure 4 is a sectional view showing the container reclosed after the seal has been broken.

The invention relates broadly to a container for hermetically packaging shoe polish or like materials. The container consists of a body portion and cover therefor made of metal which has been preferably drawn or die formed into the shape desired. The body portion of the container has an outwardly projecting flattened bead spaced from the upper end thereof, and is provided at its upper end with a hollow bead formed by curling the metal outwardly. The cover has a depending flange curled inwardly at its lower edge into a hollow bead. The inner diameter of this cover bead is slightly less than the outer diameter of the bead on the body portion and due to the fact that these beads are not completely closed they can yield both vertically and laterally to pass each other as the cover is applied. This provides a very efficient retaining means for holding the cover in place. To insure a hermetic seal between the body portion and the cover a gasket is provided which is adapted to fit around the container and rest on the flattened bead in the container wall. This gasket is dimensioned over all so as to be compressed between the flattened bead on the body and the bead on the cover flange, thereby providing a hermetic seal for the container.

50 Referring more in detail to the drawing, the improved container is indicated at 5. The container includes a body portion 6 having a side wall and an integrally formed bottom. Spaced from the upper end of the body portion is a flattened bead 7 which is formed in the region

desired by beading the body wall outwardly and then flattening the bead. The body portion at its upper end is curled outwardly into a hollow bead 8 which is not entirely closed. A cover 9 is provided for the body portion which has a depending flange 10. The flange 10 of the cover is curled inwardly into a hollow bead 11 which also is not entirely closed. The inner diameter of this cover bead 11 is slightly less than the outer diameter of the bead 8 at the upper end of the body portion. As before pointed out, these beads are not closed and therefore will yield both vertically and laterally and spring by each other when the cover is forcibly applied and thus insure a tight holding grip between the cover and the body portion.

To insure a hermetic seal between the cover and the body of the container a gasket 12 is provided which is adapted to fit around the container body and rest on the flattened bead 7. This gasket is dimensioned over all so as to be compressed between the flattened bead on the body portion and the bead on the cover, as clearly shown in Figure 3 of the drawing. The compressing of the gasket makes an airtight joint all around in the space between these two beads and provides a hermetic seal for the container.

When it is desired to open the container for the first time, a knife, ice pick or any other sharp tool may be employed to remove the gasket and a coin then used to pry off the cover. The cover may be replaced on the container for closing the same and may be removed and replaced as often as desired until the contents of the container have been entirely used up.

From the above it will be evident that an improved shoe polish container has been provided which is simple in construction and cheap to manufacture and which will keep the contents thereof always in condition for use, the particular advantage being that after use the container may be tightly reclosed for preserving the condition of the remaining polish.

It will be obvious that many changes may be made in the details of construction and the arrangement of parts without departing from the spirit of the invention as set forth in the appended claim.

Having thus described the invention, what I claim as new and desire to secure by Letters Patent, is:

A container for shoe polish or the like comprising a body portion having an outwardly projecting flattened bead spaced from the upper end thereof, said body portion at its upper end be-

ing curled outwardly into a hollow bead, a cover having a depending flange curled inwardly at its lower edge into a hollow bead, the inner diameter of said cover bead being less than the outer diameter of the bead on the body portion, said beads being constructed so as to yield and pass when the cover is applied or removed, and a gasket resting on said flattened bead and dimen-

sioned so as to be compressed between the same and the cover bead when said cover is applied, said flattened bead being so disposed relative to the depending flange of the cover as to form a support for a coin for prying off the cover after the gasket has been removed.

WALTER W. WILHELM.