



US00D796114S

(12) **United States Design Patent** (10) **Patent No.:** **US D796,114 S**
Nicotine (45) **Date of Patent:** **** Aug. 29, 2017**

(54) **COSMETICS APPLICATOR**
(71) Applicant: **Paris Presents Incorporated**, Gurnee, IL (US)
(72) Inventor: **Alyssa Nicoline**, McHenry, IL (US)
(73) Assignee: **Paris Presents Incorporated**, Gurnee, IL (US)
(**) Term: **15 Years**
(21) Appl. No.: **29/555,059**
(22) Filed: **Feb. 18, 2016**
(51) **LOC (10) CI.** **28-02**
(52) **U.S. CI.**
USPC **D28/7**
(58) **Field of Classification Search**
USPC D28/7, 8, 59, 82; D4/137; D8/300, 307, D8/310, 378, 380, 352; D9/724-725; D21/455, 460, 463; D26/154; D1/118, D1/130; D19/187, 199, 203; D32/40, D32/119
CPC A47K 7/03; A61M 35/003; A45D 40/00; A45D 2200/1009; A45D 2200/1018; A45D 2200/1036; A47L 13/17; A46B 9/021
See application file for complete search history.

D758,008 S * 5/2016 Kolby D28/7
D768,239 S * 10/2016 Shen D19/187
D775,416 S * 12/2016 Celia, Jr. D28/7
2015/0096919 A1* 4/2015 Thompson A45D 40/00 206/525

OTHER PUBLICATIONS

“Real techniques miracle complexion sponge,” [online], posted Oct. 14, 2013, retrieved Jan. 30, 2017, retrieved from http://www.ulta.com/miraclecomplexionsponge?productId=xlslmpprod5960824&sku=2265607&cmpid=PS_Non!google!Product_Listing_Ads&cagpspn=pla&CATCI=pla195003316830&CAAGID=36219145586&CAWELAID=33000020000039656&catargetid=330000200.
“Real techniques miracle mini eraser sponges,” [online], posted Sep. 3, 2016, retrieved Jan. 30, 2017, retrieved from <http://www.ulta.com/miracle-mini-eraser-sponges?productId=xlslmpprod14781001#pr-header-back-to-top-link>.*

* cited by examiner

Primary Examiner — Karen Kearney
Assistant Examiner — Debra Callahan
(74) *Attorney, Agent, or Firm* — The Ollila Law Group LLC

(57) **CLAIM**
The ornamental design for a cosmetics applicator, substantially as shown and described.

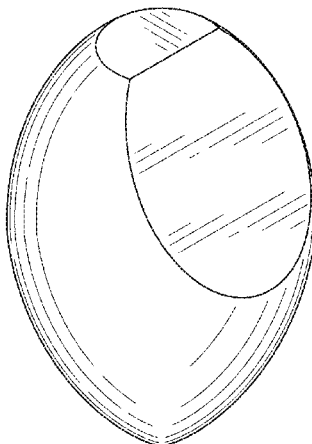
DESCRIPTION

FIG. 1 is a perspective view of a cosmetics applicator showing my new design;
FIG. 2 is a front elevation view thereof;
FIG. 3 is a rear elevation view thereof;
FIG. 4 is a left side elevation view thereof;
FIG. 5 is a right side elevation view thereof;
FIG. 6 is a top plan view thereof; and,
FIG. 7 is a bottom plan view thereof.

1 Claim, 4 Drawing Sheets

(56) **References Cited**
U.S. PATENT DOCUMENTS

D90,699 S * 9/1933 Columbia D21/460
D162,124 S * 2/1951 Brooks D26/89
D295,911 S * 5/1988 Zogg D32/40
D296,005 S * 5/1988 Alkire D24/119
D638,163 S * 5/2011 Ninomiya D28/7
D640,827 S * 6/2011 Ninomiya D28/7
D666,357 S * 8/2012 Albers D28/7
D711,690 S * 8/2014 Sutton D7/625
D718,897 S * 12/2014 Randolph D26/154



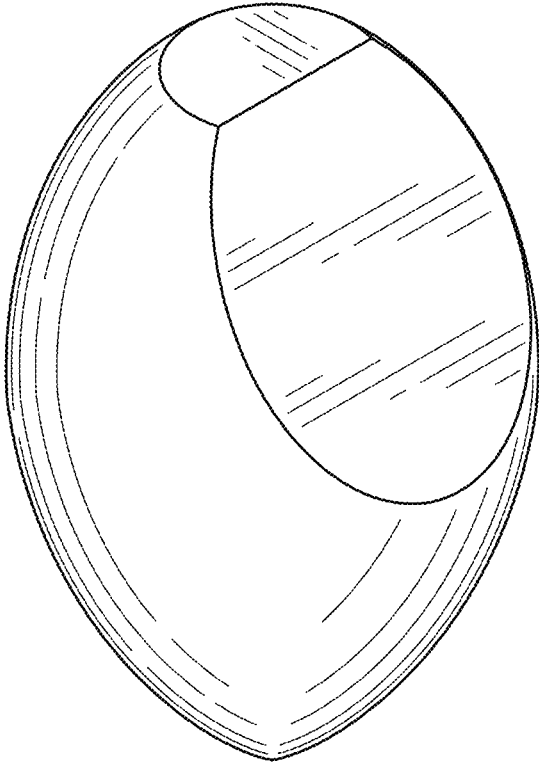


FIG.1

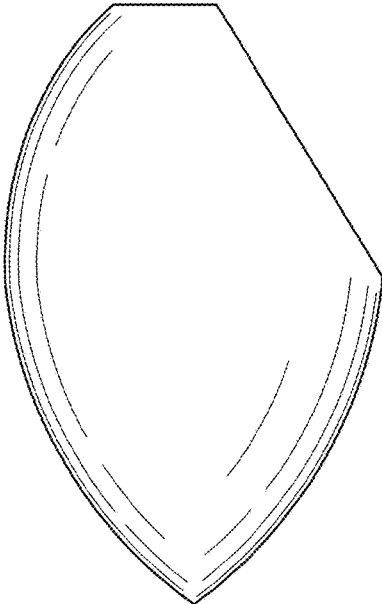


FIG.2

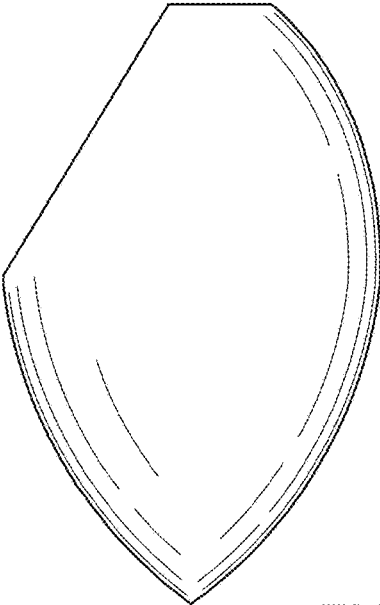


FIG.3

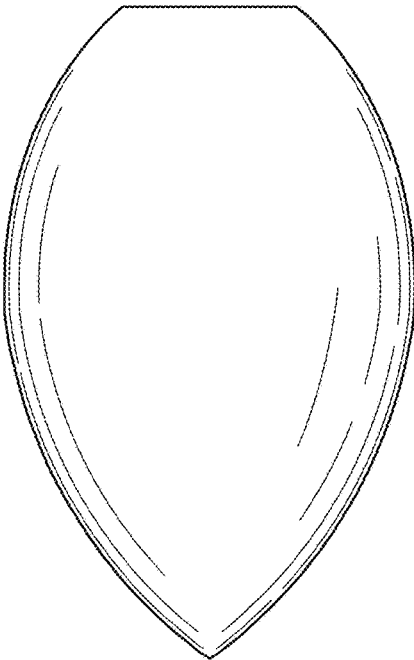


FIG.4

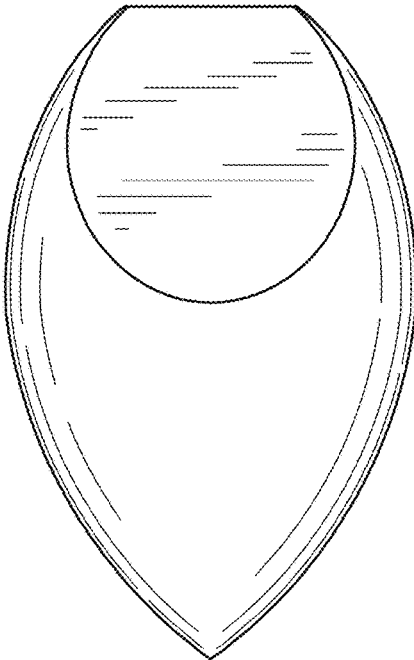


FIG.5

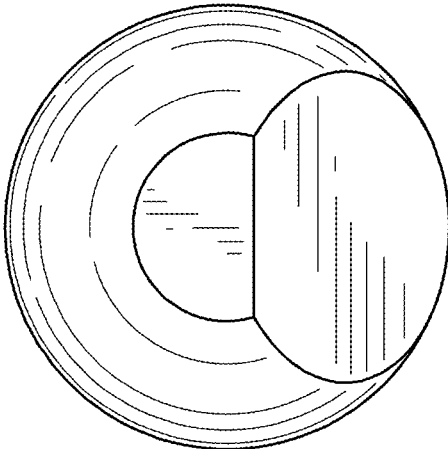


FIG.6

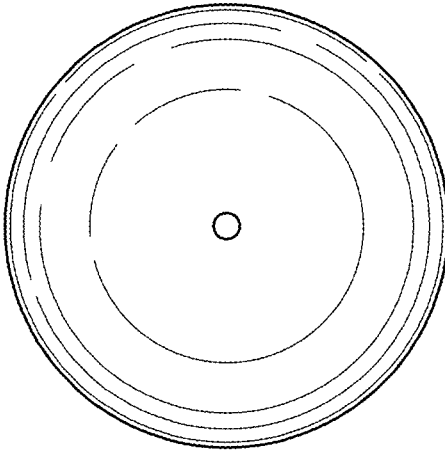


FIG.7