



(12) **United States Design Patent**
McClaskie

(10) **Patent No.:** **US D593,292 S**
(45) **Date of Patent:** **** Jun. 2, 2009**

- (54) **OUTSOLE FOR A SHOE**
- (75) Inventor: **Thomas E. McClaskie**, Bethlehem, PA (US)
- (73) Assignee: **Columbia Insurance Company**, Omaha, NE (US)
- (**) Term: **14 Years**
- (21) Appl. No.: **29/321,348**
- (22) Filed: **Jul. 15, 2008**
- (51) **LOC (9) Cl.** **02-04**
- (52) **U.S. Cl.** **D2/957; D2/959**
- (58) **Field of Classification Search** D2/902, D2/906, 908, 947, 951-960; D5/1, 47, 61; 36/3 B, 22 R, 24.5, 25 R, 28, 32 R, 67 A, 36/59 C, 103
See application file for complete search history.

6,701,643	B2 *	3/2004	Geer et al.	36/97
D489,520	S *	5/2004	Matis et al.	D2/952
D495,477	S	9/2004	McClaskie		
D495,856	S	9/2004	McClaskie		
D497,707	S *	11/2004	Lee	D2/957
D498,904	S *	11/2004	Lee	D2/953
D501,707	S	2/2005	Nakano		
D513,842	S *	1/2006	Paytavi	D2/957
D538,519	S *	3/2007	McClaskie	D2/957
D547,933	S	8/2007	Loverin		
D549,940	S *	9/2007	Regosin et al.	D2/957
D551,832	S	10/2007	Scott		
D554,331	S *	11/2007	Matis	D2/952
D561,438	S *	2/2008	Belley	D2/957
D561,440	S *	2/2008	Andersen et al.	D2/957
D566,933	S	4/2008	McClaskie		
D568,035	S	5/2008	McClaskie		
D578,745	S *	10/2008	Kaufaman	D2/956

* cited by examiner

Primary Examiner—Celia A Murphy
(74) *Attorney, Agent, or Firm*—St. Onge Steward Johnston & Reens LLC

(56) **References Cited**
U.S. PATENT DOCUMENTS

D51,644	S	1/1918	Johnson		
D72,011	S *	2/1927	Grosjean	D2/952
D80,001	S	11/1929	Wydom		
D80,256	S	1/1930	Chrisfield		
D151,519	S	10/1948	Laybolt		
4,050,167	A	9/1977	Senter		
D335,953	S	6/1993	Tyng		
D370,993	S	6/1996	Mangee		
D388,945	S *	1/1998	Teague	D2/957
D395,340	S *	6/1998	Tresser	D2/957
D401,745	S *	12/1998	Greenberg	D2/957
D440,747	S *	4/2001	Matis et al.	D2/957
D449,155	S	10/2001	McClaskie		
D458,740	S	6/2002	McClaskie		
D466,273	S	12/2002	Byrd		
D468,083	S	1/2003	Morais		
D470,999	S *	3/2003	Schroeder et al.	D2/957
D475,509	S *	6/2003	Avar	D2/947
D482,851	S	12/2003	McClaskie		

(57) **CLAIM**

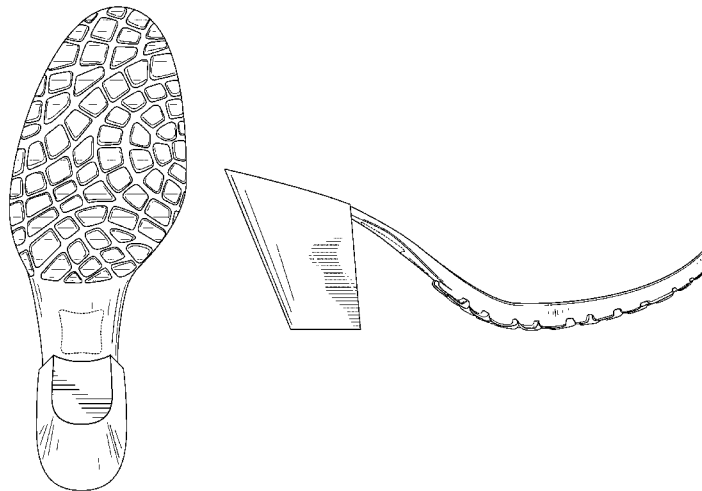
The ornamental design for an outsole for a shoe, as shown and described.

DESCRIPTION

FIG. 1 is a bottom perspective view of an outsole for a shoe in accordance with the new design;
FIG. 2 is a bottom view thereof;
FIG. 3 is a left side view thereof;
FIG. 4 is a right side view thereof;
FIG. 5 is a front view thereof; and,
FIG. 6 is a rear view thereof.

The broken lines shown in the arch area of FIGS. 1-4 represent boundaries of the design with the lines themselves and the areas within them forming no part of the claim.

1 Claim, 5 Drawing Sheets



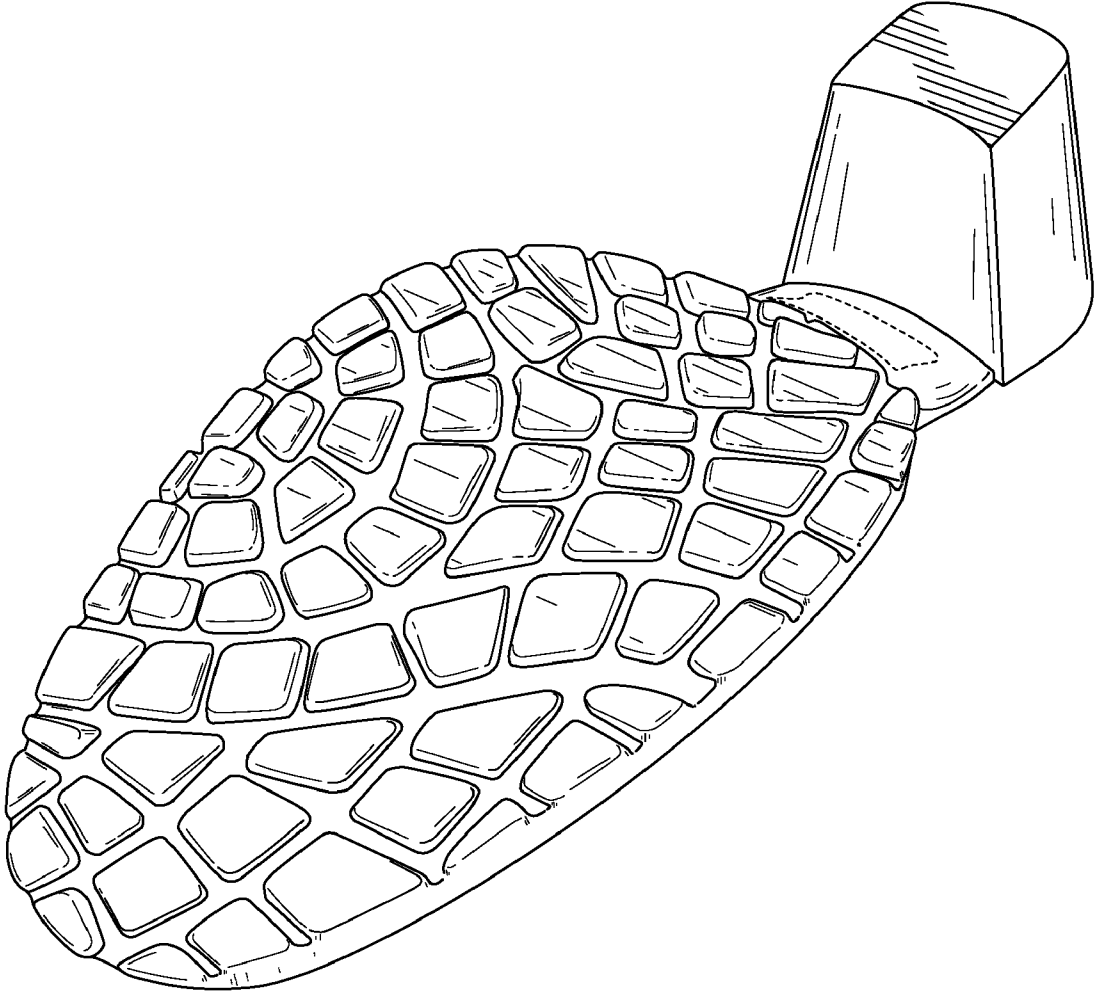


FIG. 1

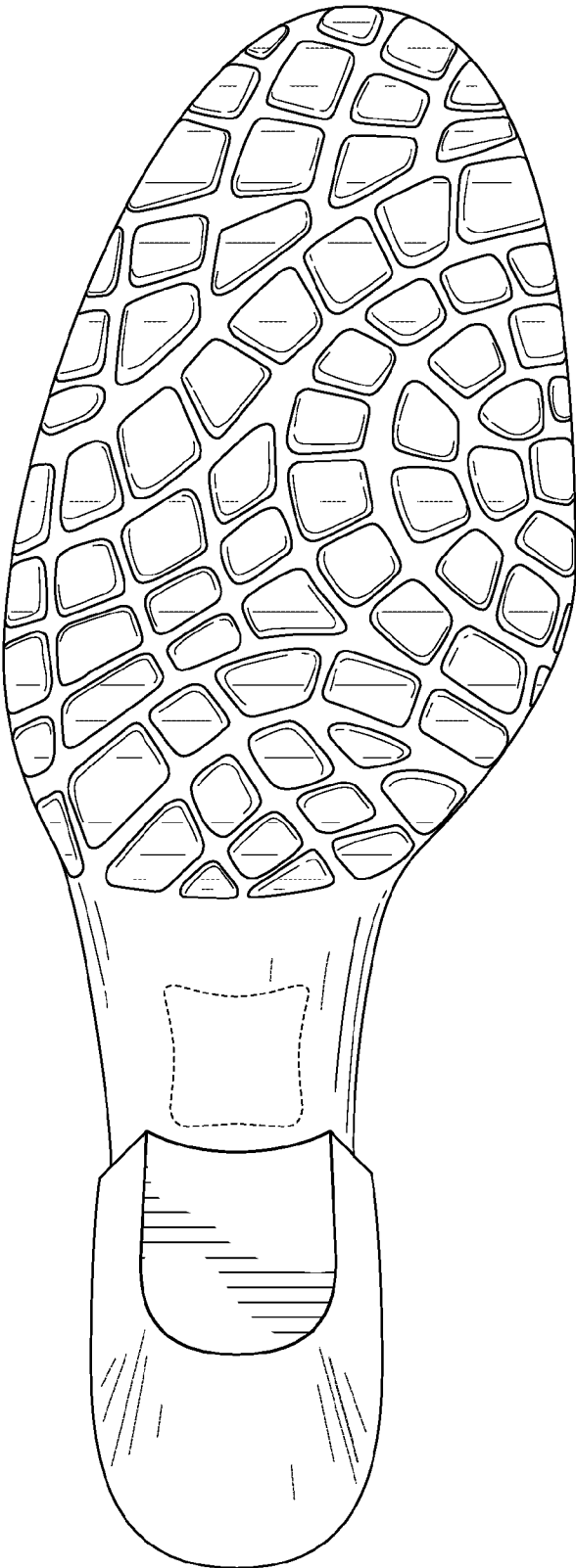


FIG. 2

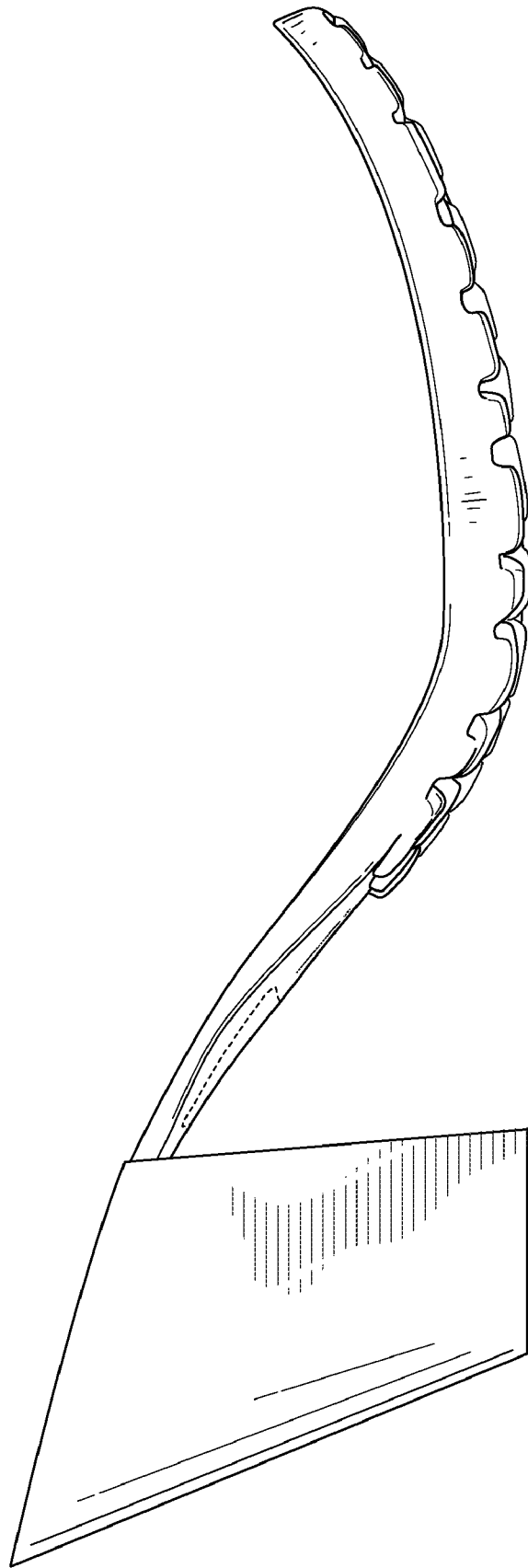


FIG. 3

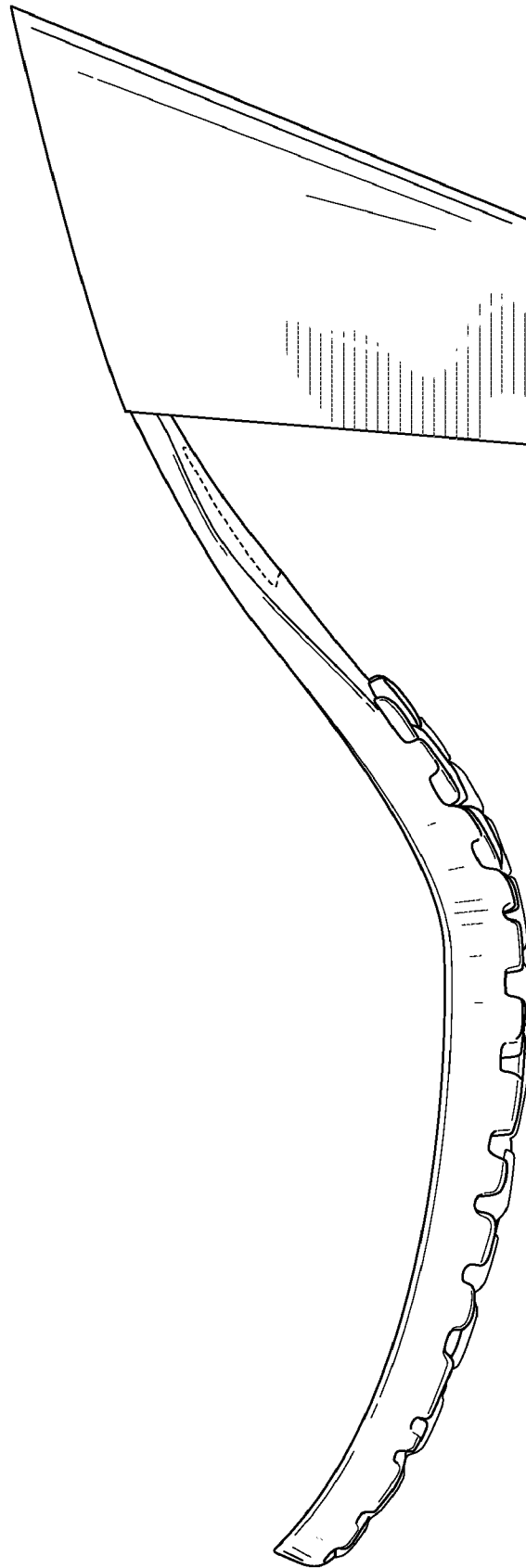


FIG. 4

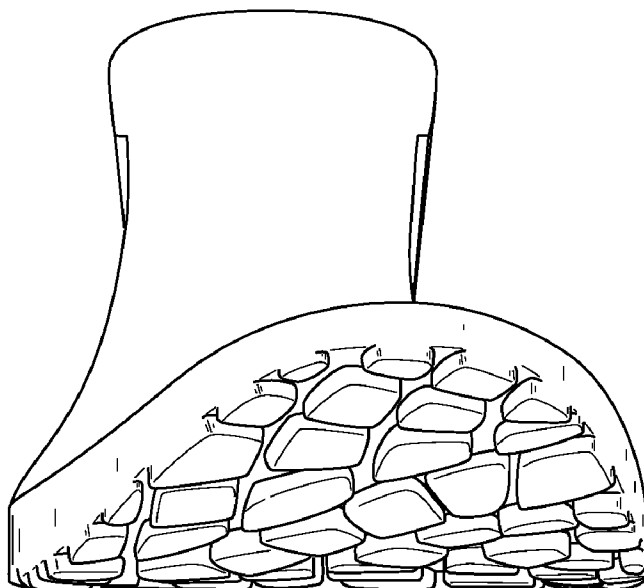


FIG. 5

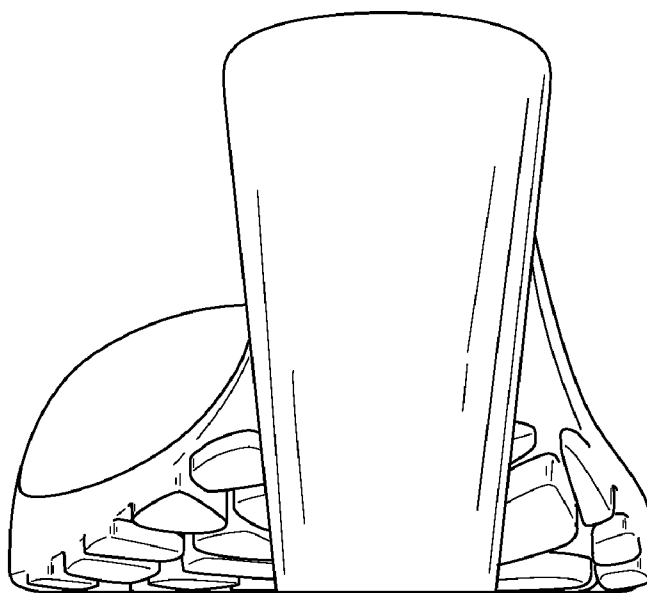


FIG. 6