



US00D643035S

(12) **United States Design Patent**
Chen et al.

(10) **Patent No.:** **US D643,035 S**

(45) **Date of Patent:** **** Aug. 9, 2011**

(54) **COMPUTER ENCLOSURE**

(75) Inventors: **Yun-Lung Chen**, Taipei Hsien (TW);
Hong-Jin Wu, Shenzhen (CN); **Qun Wang**, Shenzhen (CN)

(73) Assignee: **Hon Hai Precision Industry Co., Ltd.**,
Tu-Cheng, New Taipei (TW)

(**) Term: **14 Years**

(21) Appl. No.: **29/380,102**

(22) Filed: **Nov. 30, 2010**

(51) **LOC (9) Cl.** **14-02**

(52) **U.S. Cl.** **D14/349**

(58) **Field of Classification Search** D14/348-356,
D14/300, 301, 308, 388; D13/162, 184,
D13/199; 312/223.1-223.2; 360/99.01-99.12;
369/34.01-36.01; 361/600, 679.31-679.39,
361/679.58

See application file for complete search history.

(56) **References Cited**

U.S. PATENT DOCUMENTS

D322,778 S * 12/1991 Kline et al. D14/354
D345,964 S * 4/1994 Hultgren et al. D14/313

D425,494 S * 5/2000 Okonogi et al. D14/348
D471,193 S * 3/2003 Chen et al. D14/348
6,549,398 B2 * 4/2003 Chen 361/679.58
D488,806 S * 4/2004 Huang et al. D14/308
D549,701 S * 8/2007 Seo et al. D14/348
D585,055 S * 1/2009 Sabag et al. D14/300
2003/0122457 A1 * 7/2003 Diaz et al. 312/223.2

* cited by examiner

Primary Examiner — Freda Nunn

(74) *Attorney, Agent, or Firm* — Altis Law Group, Inc.

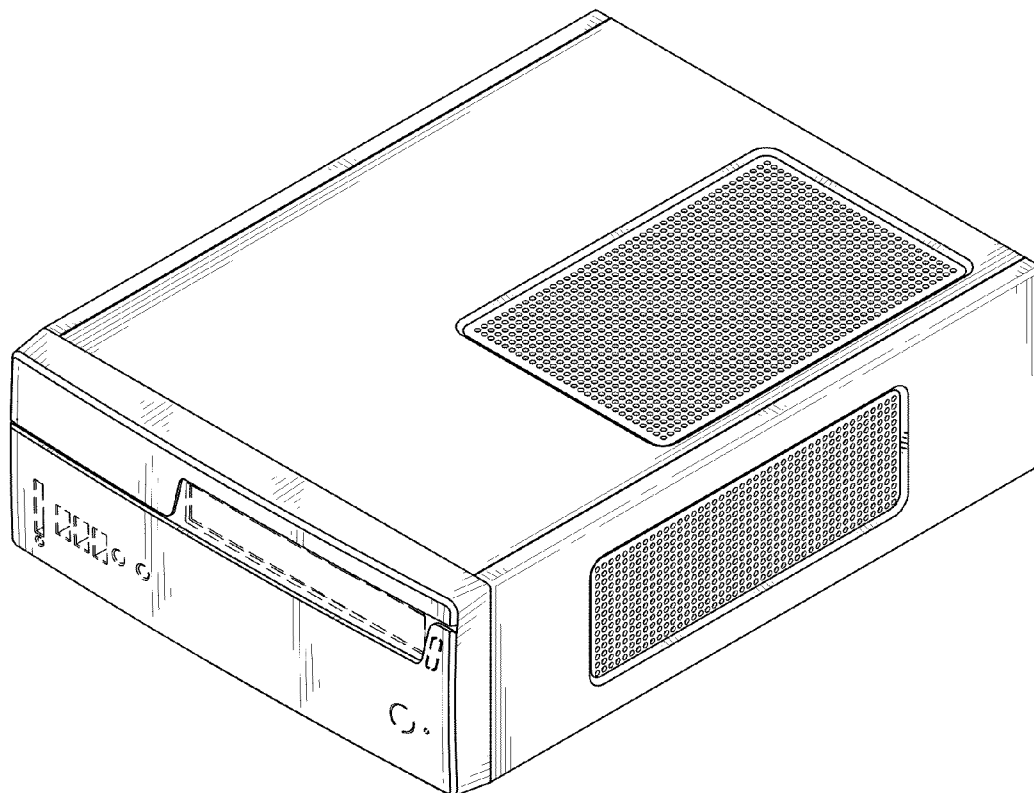
(57) **CLAIM**

The ornamental design for a computer enclosure, as shown and described.

DESCRIPTION

FIG. 1 is a perspective view of the computer enclosure showing our new design;
FIG. 2 is a front elevational view thereof;
FIG. 3 is a left elevational view thereof;
FIG. 4 is a right side elevational view thereof;
FIG. 5 is a top plan view thereof; and,
FIG. 6 is a bottom plan view thereof.
The broken lines showing of portions of the computer enclosure are for the purpose of illustrating environmental structure and form no part of the claimed design.

1 Claim, 6 Drawing Sheets



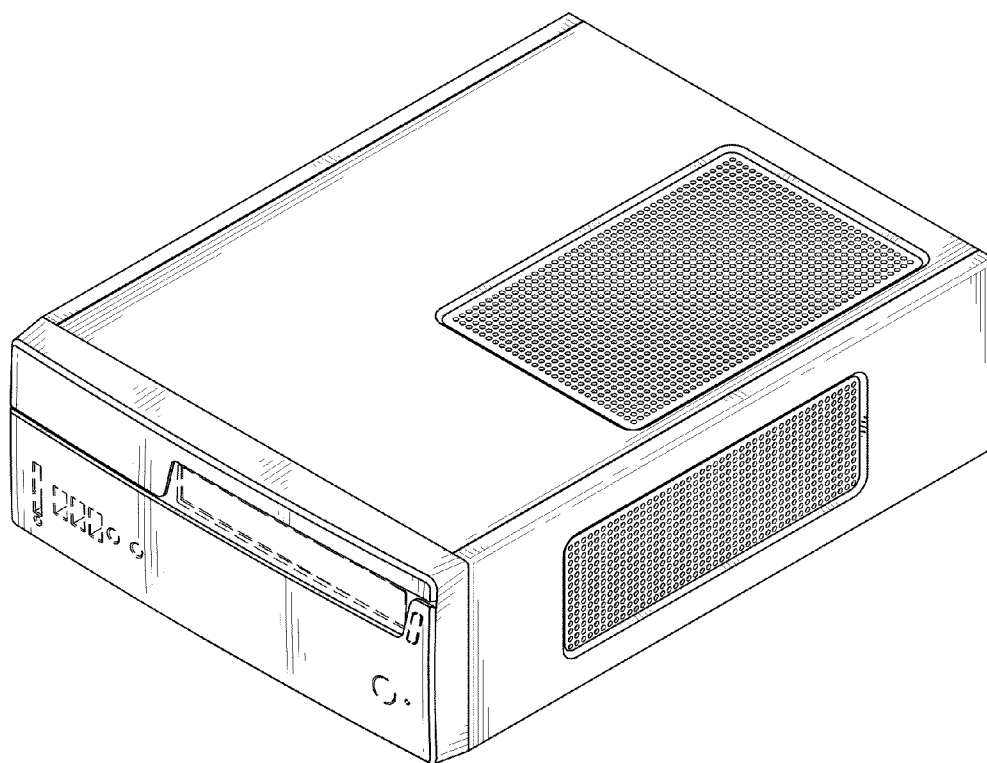


FIG. 1

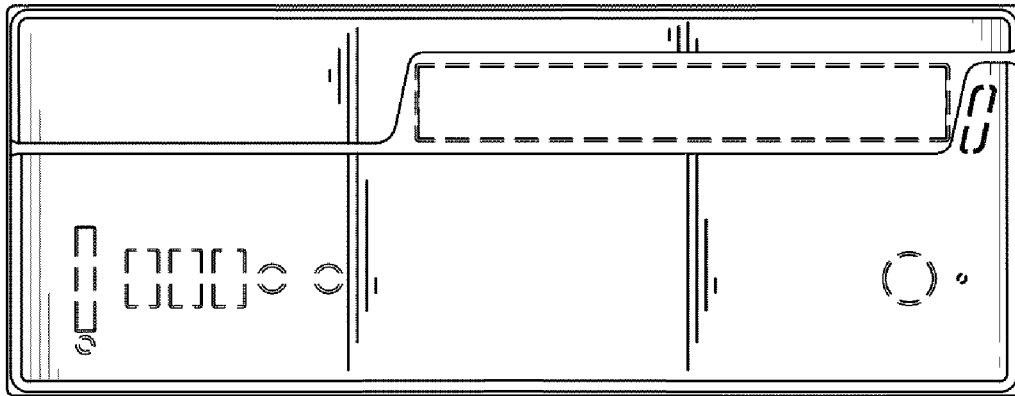


FIG. 2

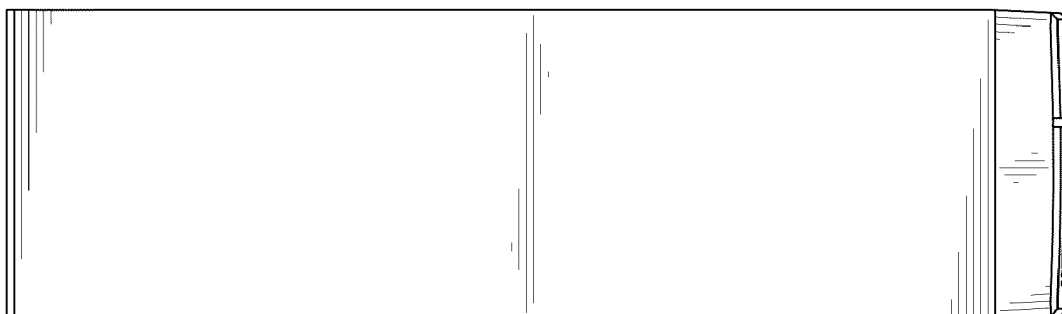


FIG. 3

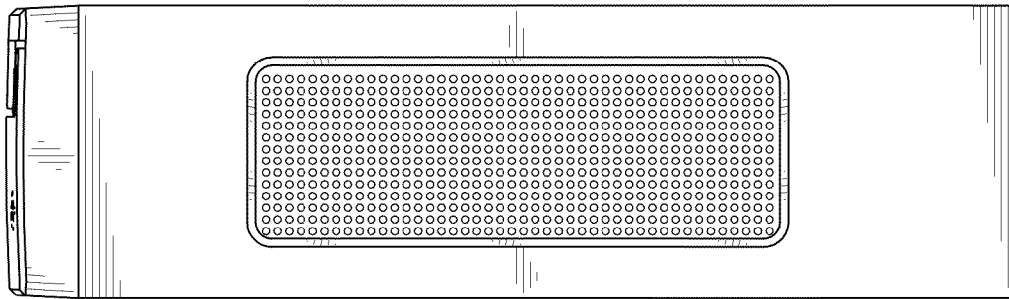


FIG. 4




FIG. 5




FIG. 6