



US00D425589S

# United States Patent [19]

[11] Patent Number: **Des. 425,589**

Ishikawa et al.

[45] Date of Patent: **\*\* \*May 23, 2000**

## [54] GOLF CLUB HEAD

[75] Inventors: **Hiroshi Ishikawa**, Tokyo; **Tokuo Sato**, Fuchu, both of Japan

[73] Assignee: **Ryobi Ltd**, Fuchu, Japan

[\*] Notice: This patent is subject to a terminal disclaimer.

[\*\*] Term: **14 Years**

[21] Appl. No.: **29/090,383**

[22] Filed: **Jul. 7, 1998**

### [30] Foreign Application Priority Data

Jan. 29, 1998 [JP] Japan ..... 10-1998

[51] LOC (7) Cl. .... **21-02**

[52] U.S. Cl. .... **D21/733**

[58] Field of Search ..... D21/736-751, D21/733; 473/250-256, 324, 327, 328, 330, 331, 343-346

### [56] References Cited

#### U.S. PATENT DOCUMENTS

- D. 388,142 12/1997 Miller ..... D21/733
- D. 404,098 1/1999 Ishikawa et al. .... D21/733
- 4,139,196 2/1979 Riley ..... 473/345

## OTHER PUBLICATIONS

Catalog "Honma Club Catalog", pp. 9 & 10, Honma, (Apr. 1993).

Catalog "INT EST", INTS Corporation, (Mar. 1993).

Catalog "Golf Equipment Guide 1996", pp. 44, 45 & 69, Mizuo Corporation, (Jan. 1996).

Catalog "Golf Gear", p. 38, Bridgestone Sport Corporation, (Jan. 1997)

Golf Digest Magazine Article "Neutral Club", Golf Digest Corporation, (Aug. 21, 1997).

*Primary Examiner*—Mitchell Siegel

*Attorney, Agent, or Firm*—Foley & Lardner

## [57] CLAIM

The ornamental design for a golf club head, as shown and described.

## DESCRIPTION

FIG. 1 is a top, left perspective view of a golf club head showing our new design;

FIG. 2 is a bottom, right perspective view thereof;

FIG. 3 is a top plan view thereof;

FIG. 4 is a bottom plan view thereof;

FIG. 5 is a front elevational view thereof;

FIG. 6 is a rear elevational view thereof;

FIG. 7 is a left side elevational view thereof; and,

FIG. 8 is a right side elevational view thereof.

**1 Claim, 4 Drawing Sheets**





FIG. 1




FIG. 2




FIG. 3




FIG. 4




FIG. 5




FIG. 6




FIG. 7



FIG. 8