



US00D673278S

(12) **United States Design Patent**
Orrico

(10) **Patent No.:** **US D673,278 S**

(45) **Date of Patent:** **** Dec. 25, 2012**

(54) **WEARABLE LEG LIFTER AND LEG REPOSITIONER**

D625,421 S * 10/2010 Sharps et al. D24/184
D649,773 S * 12/2011 Mahoney D3/7
D655,418 S * 3/2012 Hancock D24/183

(76) Inventor: **James P. Orrico**, Chicago, IL (US)

* cited by examiner

(**) Term: **14 Years**

Primary Examiner — T. Chase Wilson

Assistant Examiner — Michelle E Wilson

(21) Appl. No.: **29/408,591**

(74) *Attorney, Agent, or Firm* — Robert J. Brill; Brill IP Law Office

(22) Filed: **Dec. 14, 2011**

(51) **LOC (9) Cl.** **24-04**

(52) **U.S. Cl.** **D24/188**

(58) **Field of Classification Search** D24/183–184,
D24/213, 215, 200, 212, 190, 188, 172, 128;
D6/502, 595, 596, 601, 653; 128/845, 869;
5/636–640, 644

See application file for complete search history.

(57) **CLAIM**

The ornamental design for a wearable leg lifter and leg repositioner, substantially as shown and described.

DESCRIPTION

FIG. 1 is a perspective view of a design for an implementation of a wearable leg lifter and leg repositioner in use by a user with chairs;

FIG. 2 is another perspective view thereof;

FIG. 3 is a right side view thereof;

FIG. 4 is a left side view thereof;

FIG. 5 is a back side view thereof;

FIG. 6 is a front side view thereof;

FIG. 7 is a top view thereof; and,

FIG. 8 is a bottom view thereof.

The elements which are indicated in dashed lines do not form a part of the claimed design, namely the user and chairs shown in dashed lines in FIG. 1.

(56) **References Cited**

U.S. PATENT DOCUMENTS

D367,118	S	*	2/1996	Miller et al.	D24/188
D399,966	S	*	10/1998	Brown et al.	D24/190
D424,698	S	*	5/2000	Ames	D24/183
D521,301	S	*	5/2006	Dickson	D6/601
D553,371	S	*	10/2007	Haskell	D6/353
D561,341	S	*	2/2008	Riley	D24/184
D565,734	S	*	4/2008	Scott	D24/183
D578,651	S	*	10/2008	Dunshee	D24/189
D584,820	S	*	1/2009	Scott	D24/183
D604,420	S	*	11/2009	Riley	D24/183
D604,423	S	*	11/2009	Dunshee	D24/189
D611,156	S	*	3/2010	Dunshee	D24/189

1 Claim, 3 Drawing Sheets




FIG. 2

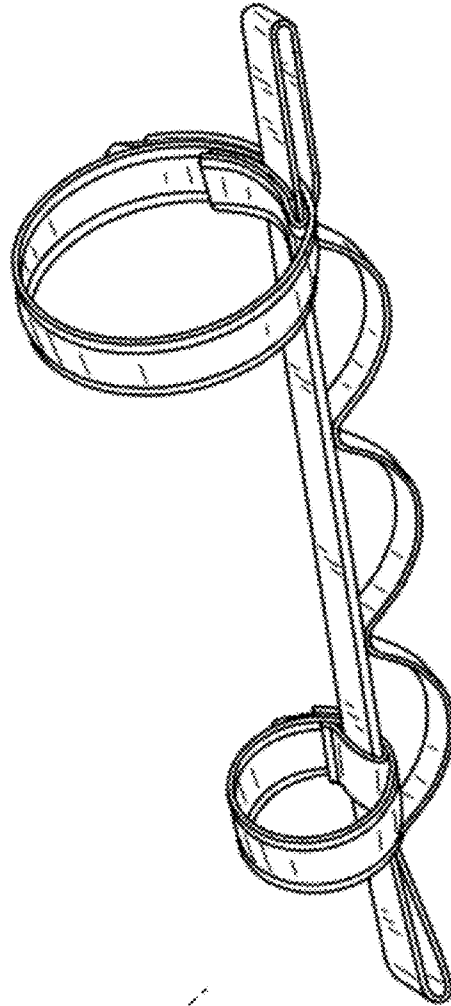
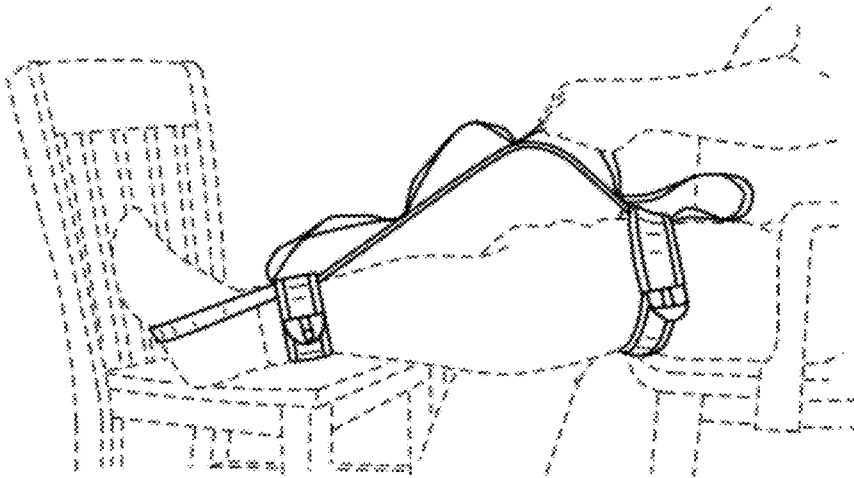


FIG. 1



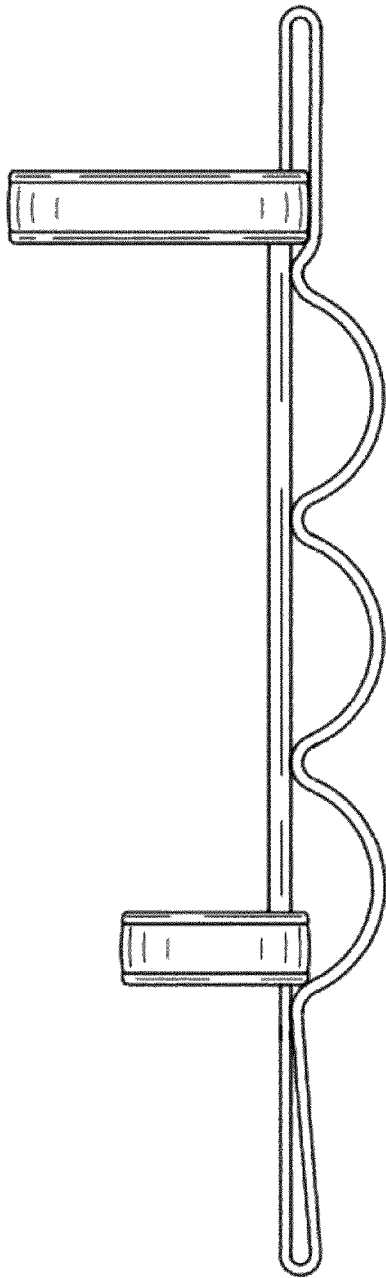


FIG. 3

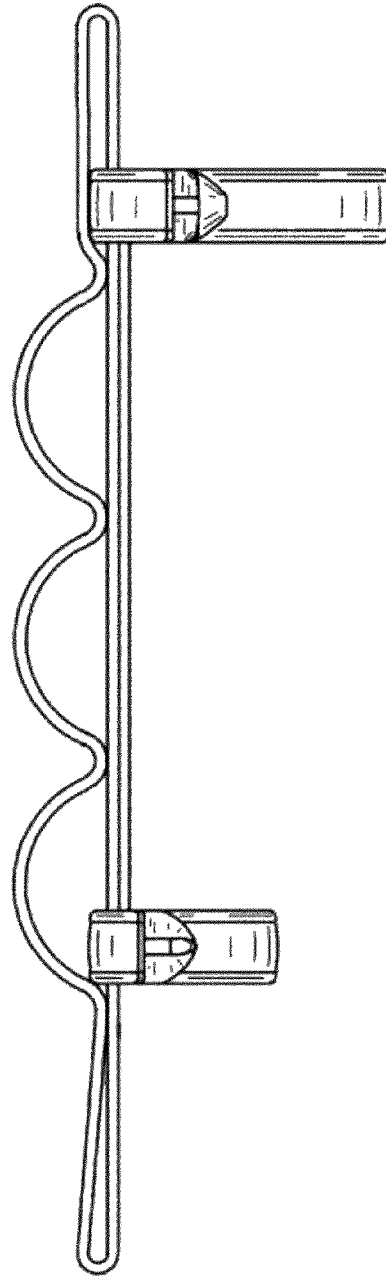


FIG. 4

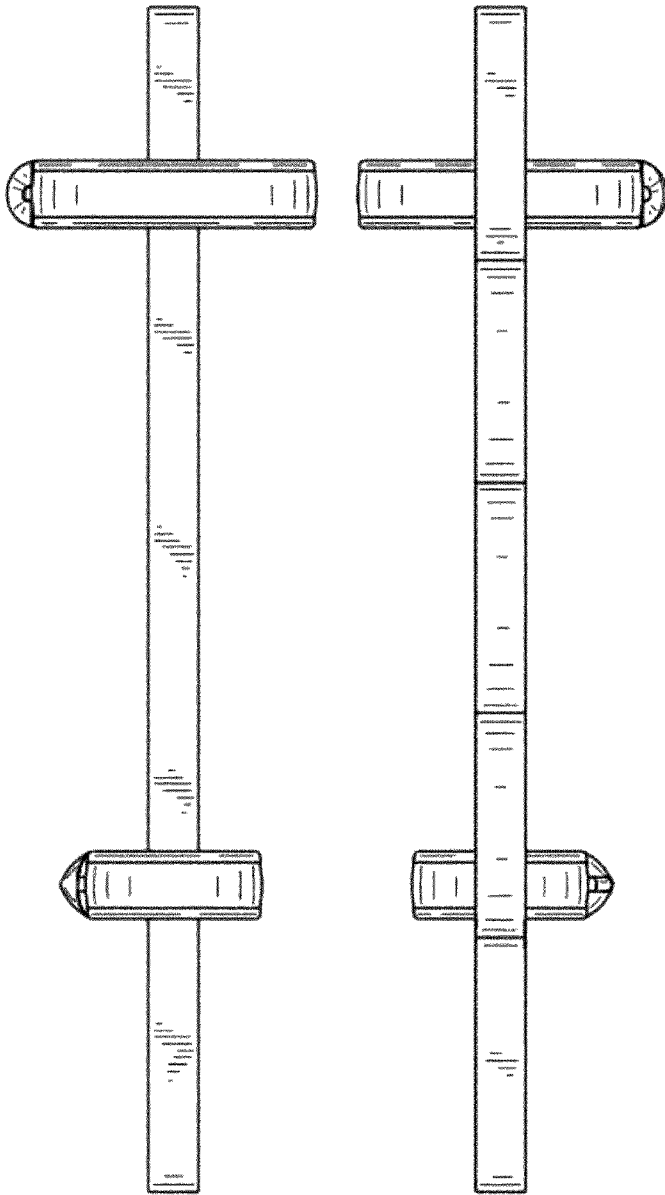


FIG. 5

FIG. 6

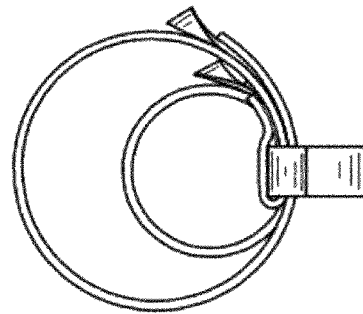


FIG. 7

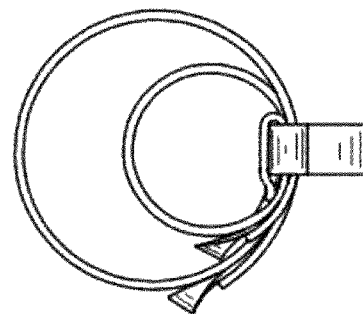


FIG. 8