



US00D746804S

(12) **United States Design Patent**
Nousiainen

(10) **Patent No.:** US D746,804 S

(45) **Date of Patent:** ** Jan. 5, 2016

(54) **HANSET CASE**

(71) Applicant: **Nokia Corporation**, Espoo (FI)

(72) Inventor: **Esa Nousiainen**, Vantaa (FI)

(73) Assignee: **MICROSOFT MOBILE OY**, Espoo (FI)

(**) Term: **14 Years**

(21) Appl. No.: **29/510,126**

(22) Filed: **Nov. 25, 2014**

Related U.S. Application Data

(62) Division of application No. 29/445,675, filed on Feb. 14, 2013, now Pat. No. Des. 720,338.

(51) **LOC (10) Cl.** **14-03**

(52) **U.S. Cl.**

USPC **D14/250**

(58) **Field of Classification Search**

USPC D14/250, 251, 253, 240, 217, 496, 440,
D14/203.3, 203.4, 203.5, 203.8, 341, 318;
D3/218, 215, 201, 294, 289, 900;
220/4.02; 248/309.1; 361/679.56;
379/426, 433.11, 455; 455/575.1,
455/575.8; 190/100; 206/305, 320

CPC .. H04M 1/185; H04M 1/0252; H04B 1/3888;
G06F 1/1601; G06F 1/1626; G06F 1/1633;
G06F 1/1675; G06F 1/1679; G02F 1/1306;
G02F 1/133; G02F 1/133308; G02F 1/153;
G02F 1/1533; G02F 2001/133317

See application file for complete search history.

(56) **References Cited**

U.S. PATENT DOCUMENTS

| | | | | |
|-------------------|---------|-------------|-------|------------------------|
| D535,252 S * | 1/2007 | Sandnes | | D13/108 |
| D551,856 S * | 10/2007 | Ko | | D3/201 |
| D553,352 S * | 10/2007 | Allen | | D3/218 |
| D570,593 S * | 6/2008 | Justiss | | D3/201 |
| D609,464 S * | 2/2010 | Bullen | | D3/218 |
| D616,361 S * | 5/2010 | Huang | | D13/103 |
| D625,303 S * | 10/2010 | Kim | | D14/250 |
| D667,823 S * | 9/2012 | Merenda | | D14/250 |
| D687,426 S * | 8/2013 | Requa | | D14/250 |
| D704,183 S * | 5/2014 | Guzman | | D14/250 |
| D726,704 S * | 4/2015 | Park | | D14/250 |
| 2009/0036175 A1 * | 2/2009 | Brandenburg | | A45F 5/02 455/575.1 |
| 2014/0135080 A1 * | 5/2014 | Kimball | | H04M 1/04 455/575.1 |

* cited by examiner

Primary Examiner — Cynthia M Chin

(74) *Attorney, Agent, or Firm* — Banner & Witcoff, Ltd.

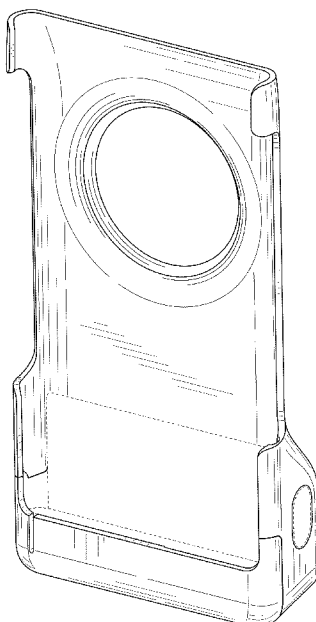
(57) **CLAIM**

The ornamental design for a handset case, as shown and described.

DESCRIPTION

FIG. 1 is a perspective front view of a handset case showing my new design;
FIG. 2 is a front view thereof;
FIG. 3 is a rear view thereof;
FIG. 4 is a right side view thereof;
FIG. 5 is a left side view thereof;
FIG. 6 is a top view thereof; and,
FIG. 7 is a bottom view thereof.
The broken lines represent portions of the handset case that form no part of the claimed design.

1 Claim, 5 Drawing Sheets



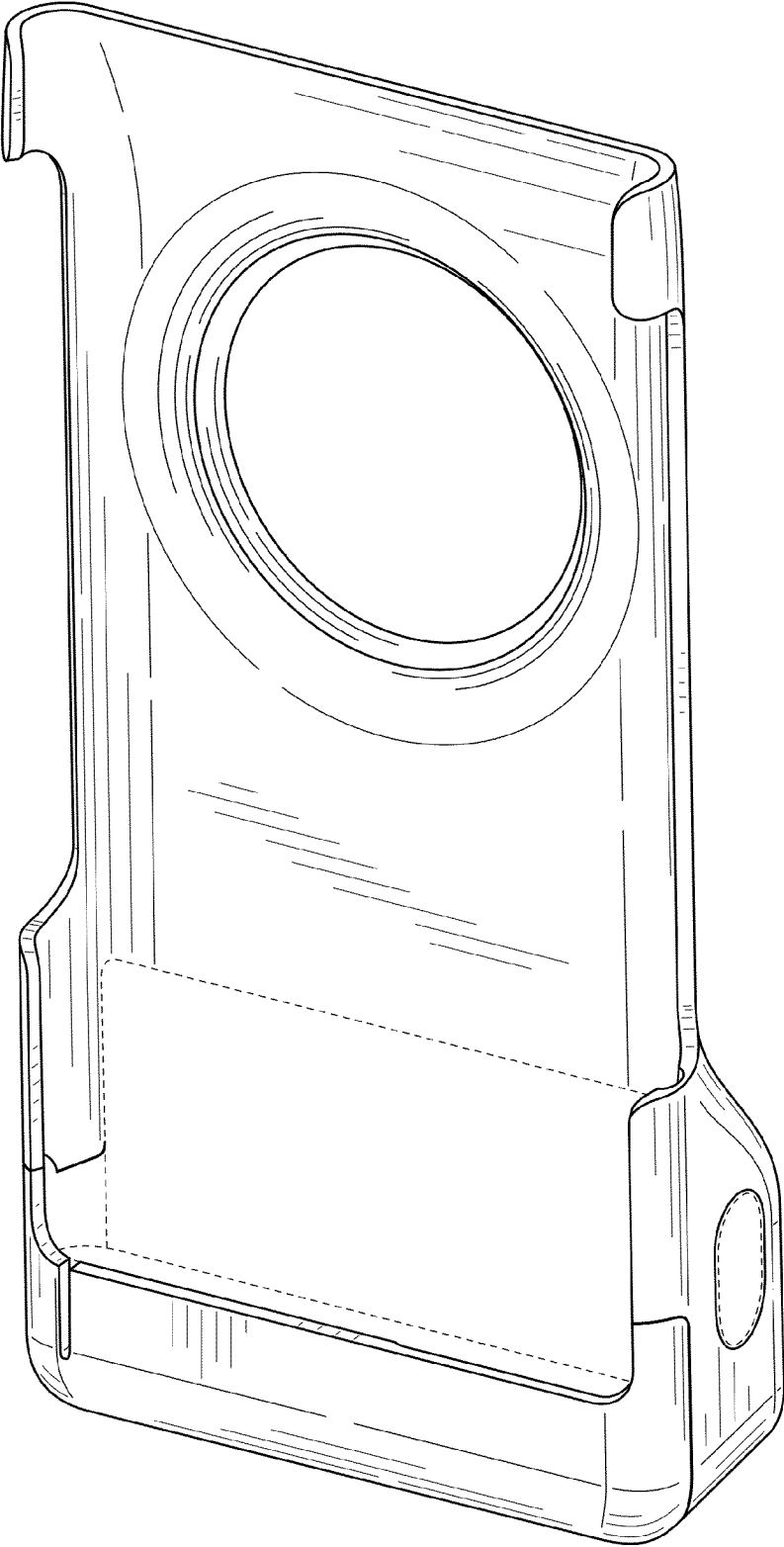


FIG. 1

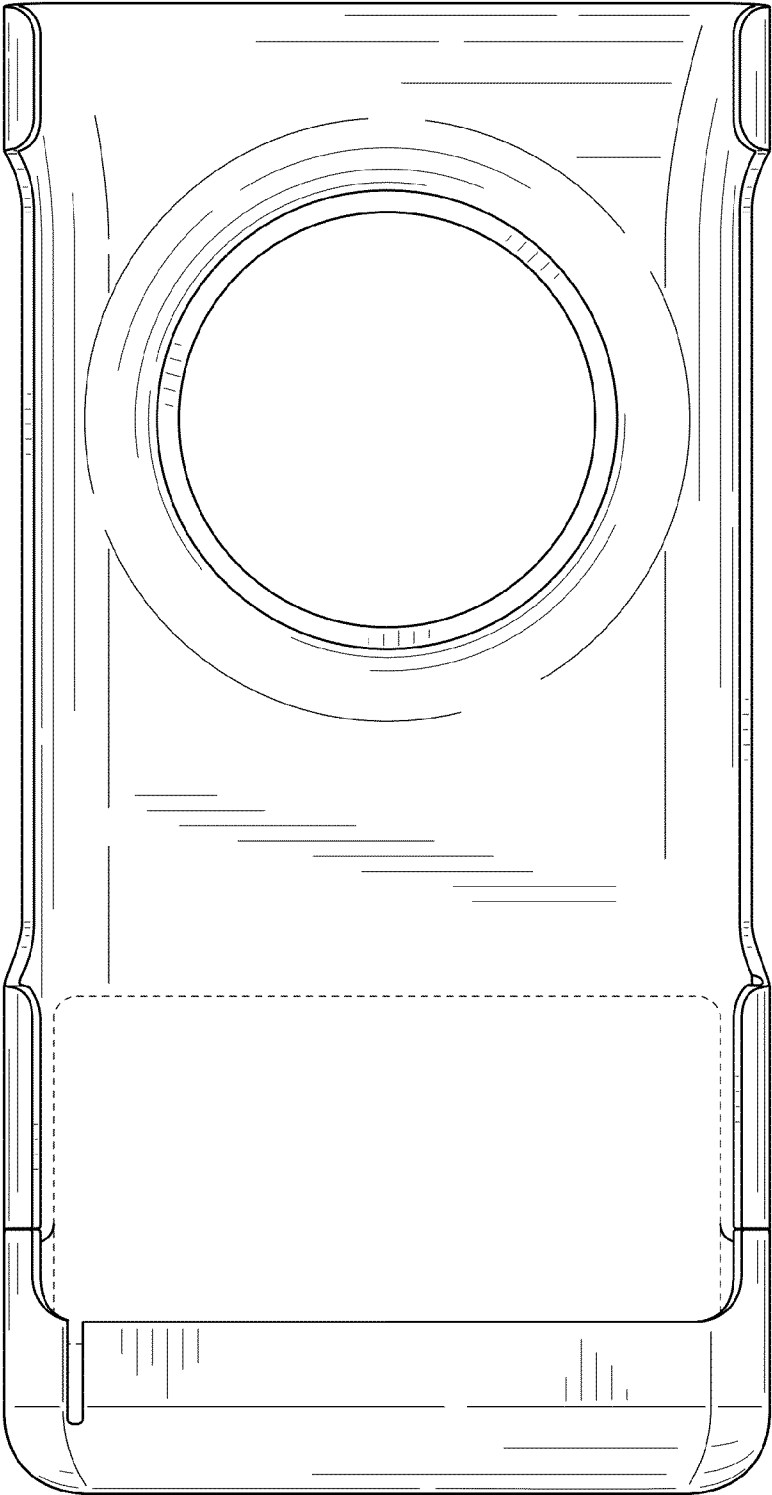


FIG. 2

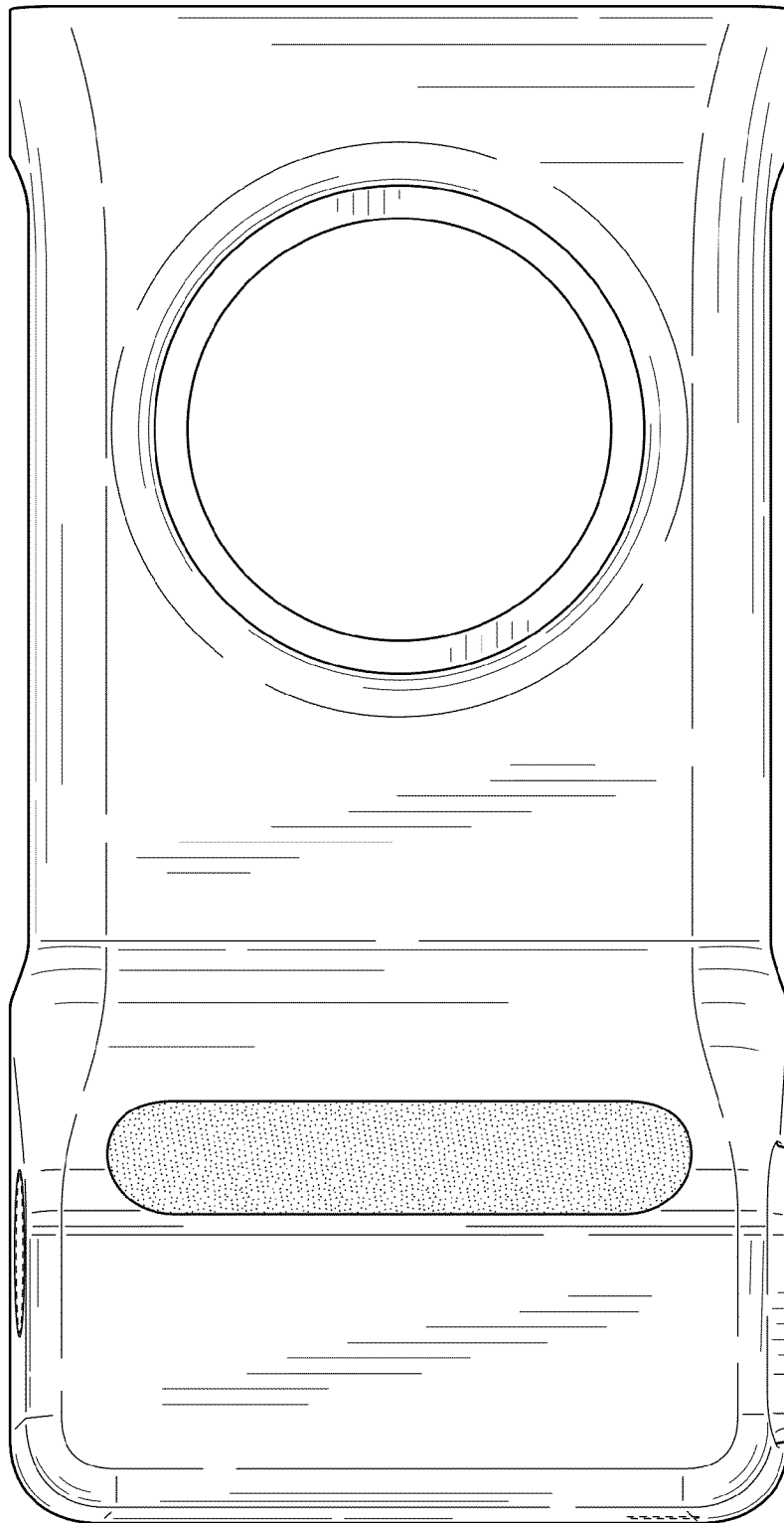


FIG. 3

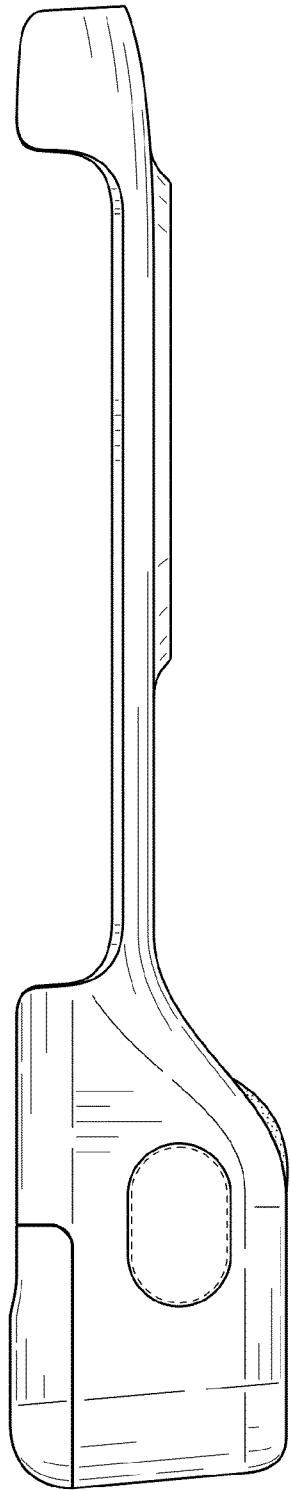


FIG. 4

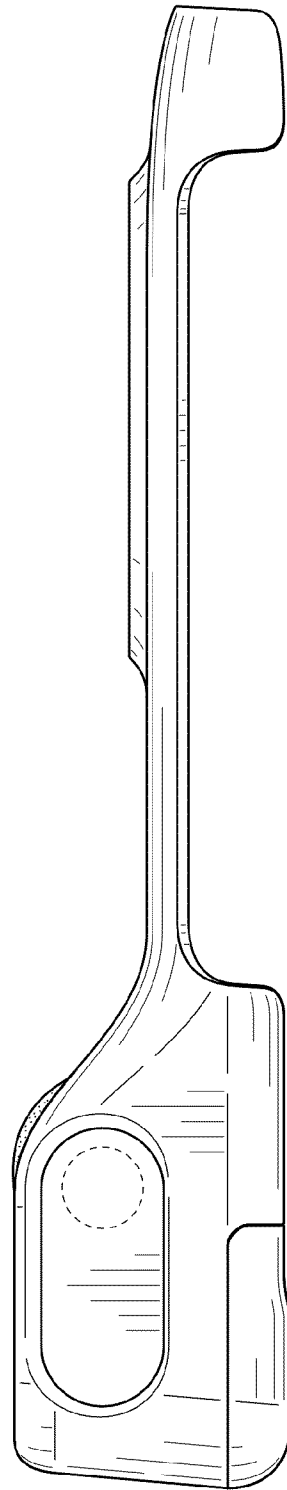


FIG. 5

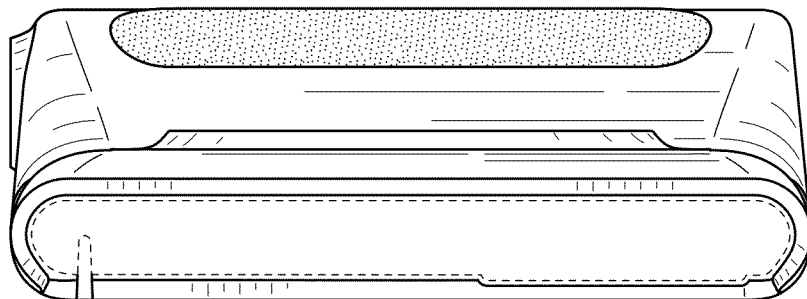


FIG. 6




FIG. 7