



US00D905535S

(12) **United States Design Patent**  
**Liu**

(10) **Patent No.:** **US D905,535 S**

(45) **Date of Patent:** **\*\* Dec. 22, 2020**

(54) **LOCK ESCUTCHEON**

(56) **References Cited**

(71) Applicant: **Taiwan Fu Hsing Industrial Co., Ltd.**,  
Kaohsiung (TW)

U.S. PATENT DOCUMENTS

(72) Inventor: **Ting-Yu Liu**, Kaohsiung (TW)

D705,037	S	*	5/2014	Yang	.....	D8/331
9,347,241	B1	*	5/2016	Peng	.....	E05B 37/0048
D790,951	S	*	7/2017	Ferreira Sanchez	.....	D8/331
D833,255	S	*	11/2018	Lee	.....	D8/331
D840,214	S	*	2/2019	Leites	.....	D8/353
10,724,270	B2	*	7/2020	Lehner, Jr.	.....	E05B 3/06

(73) Assignee: **Taiwan Fu Hsing Industrial Co., Ltd.**,  
Kaohsiung (TW)

\* cited by examiner

(\*\*) Term: **15 Years**

*Primary Examiner* — Doris Clark

(21) Appl. No.: **29/707,275**

(74) *Attorney, Agent, or Firm* — Alan D. Kamrath; Mayer & Williams PC

(22) Filed: **Sep. 27, 2019**

(30) **Foreign Application Priority Data**

(57) **CLAIM**

Sep. 5, 2019 (TW) ..... 108305386

The ornamental design for a lock escutcheon, as shown and described.

(51) **LOC (12) Cl.** ..... **08-05**

**DESCRIPTION**

(52) **U.S. Cl.**

USPC ..... **D8/353**; D8/343

FIG. 1 is a perspective view of a lock escutcheon in accordance with the design;  
FIG. 2 is a front view thereof;  
FIG. 3 is a left view thereof;  
FIG. 4 is a right view thereof;  
FIG. 5 is a top view thereof; and,  
FIG. 6 is a bottom view thereof.


(58) **Field of Classification Search**

USPC ..... D8/343, 350, 353  
CPC ..... E05B 15/002; E05B 15/1614; E05B 2015/1657; E05B 3/06; E05B 3/00; E05B 37/00; E05B 17/00; E05B 17/0012; E05B 13/00; E05B 13/101; E05B 13/106; E05B 13/04; E05B 13/002; E05B 55/06; E05B 47/0676; E05B 9/002; E05B 9/004; E05C 1/10; Y10T 70/8568

Disclosure of only the surfaces of the lock escutcheon that are visible during use (no rear view or description necessary).

See application file for complete search history.

**1 Claim, 4 Drawing Sheets**






FIG. 1




FIG. 2

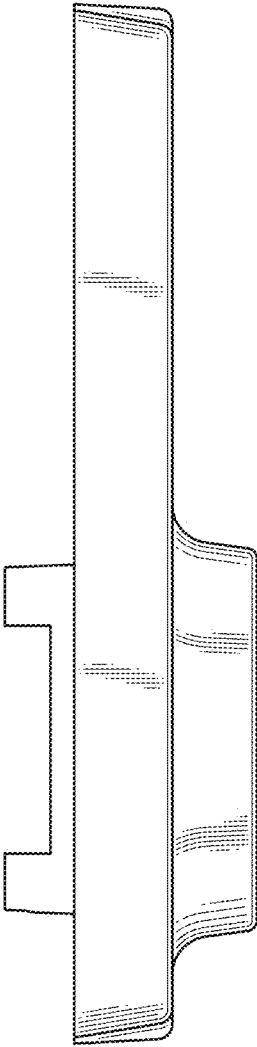


FIG. 3

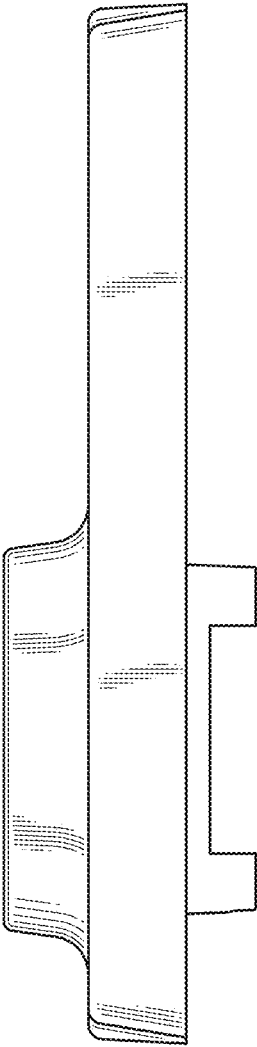


FIG. 4

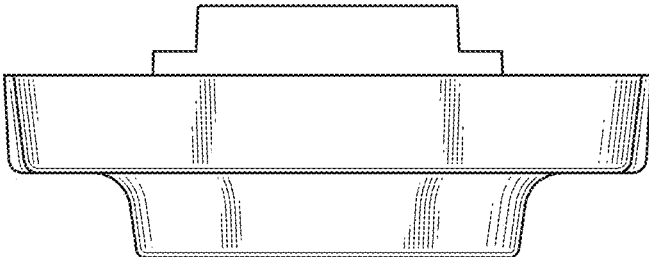


FIG. 5

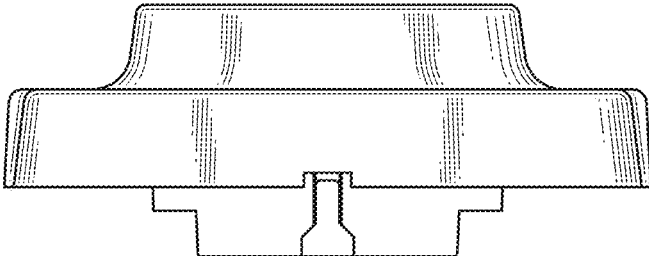


FIG. 6