



US00D915644S

(12) **United States Design Patent**
Lin

(10) **Patent No.:** **US D915,644 S**

(45) **Date of Patent:** **** Apr. 6, 2021**

(54) **CHANDELIER**

(71) Applicant: **Guangzhou tianlanghang illumination technology co., ltd, Guangzhou (CN)**

(72) Inventor: **Xiuyan Lin, Puning (CN)**

(**) Term: **15 Years**

(21) Appl. No.: **29/751,472**

(22) Filed: **Sep. 22, 2020**

(51) **LOC (13) Cl.** **26-02**

(52) **U.S. Cl.**
USPC **D26/25**

(58) **Field of Classification Search**
USPC D26/25, 118
CPC F21S 4/01; F21S 4/001; F21S 4/002; F21S 4/003; F21S 4/005; F21W 2121/00; F21W 2121/004; F21W 2121/04
See application file for complete search history.

(56) **References Cited**

U.S. PATENT DOCUMENTS

D482,805 S *	11/2003	Wrob	D26/25
D648,465 S *	11/2011	San Juan	D26/25
D767,195 S *	9/2016	Pollack, Jr.	D26/25
D793,605 S	8/2017	Cartwright	
9,752,763 B2 *	9/2017	Lin	F21V 23/06
D828,948 S *	9/2018	Altamura	D26/25
D832,493 S *	10/2018	Murphy	D26/118

D855,872 S *	8/2019	Lan	D26/25
D858,856 S	9/2019	Genovese	
D876,702 S	2/2020	Genovese	
D880,040 S *	3/2020	Pan	D26/72
D898,986 S *	10/2020	Gold	D26/25
2008/0259604 A1 *	10/2008	Huang	F21S 4/10 362/249.12
2017/0159988 A1 *	6/2017	Geller	F25C 1/04

* cited by examiner

Primary Examiner — Brian N. Vinson

(74) *Attorney, Agent, or Firm* — HYIP

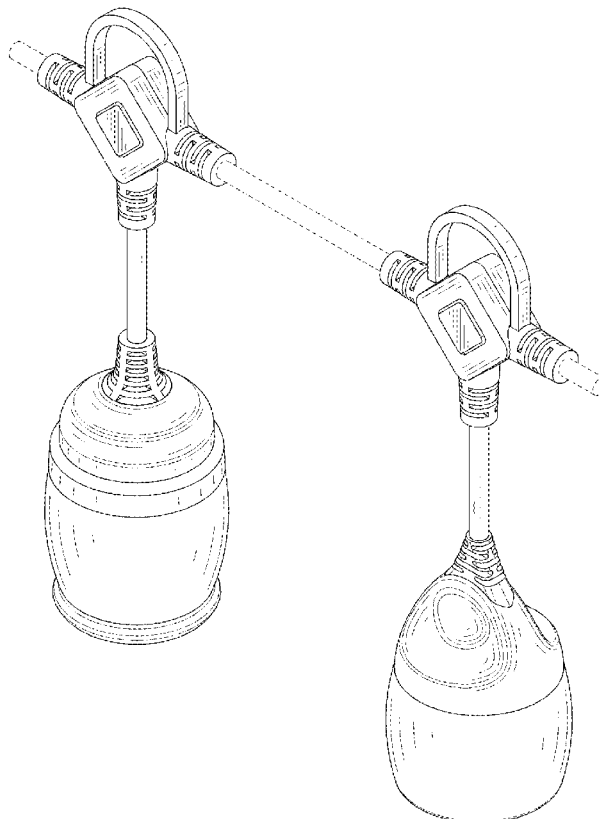
(57) **CLAIM**

The ornamental design for a chandelier, as shown and described.

DESCRIPTION

FIG. 1 is a first perspective view of a chandelier showing my new design;
FIG. 2 is a second perspective view thereof;
FIG. 3 is a front view thereof;
FIG. 4 is a back view thereof;
FIG. 5 is a left side view thereof;
FIG. 6 is a right side view thereof;
FIG. 7 is a top view thereof; and,
FIG. 8 is a bottom view thereof.
The broken lines shown in the drawings depict portions of the chandelier in which the design is embodied that form no part of the claimed design.

1 Claim, 8 Drawing Sheets



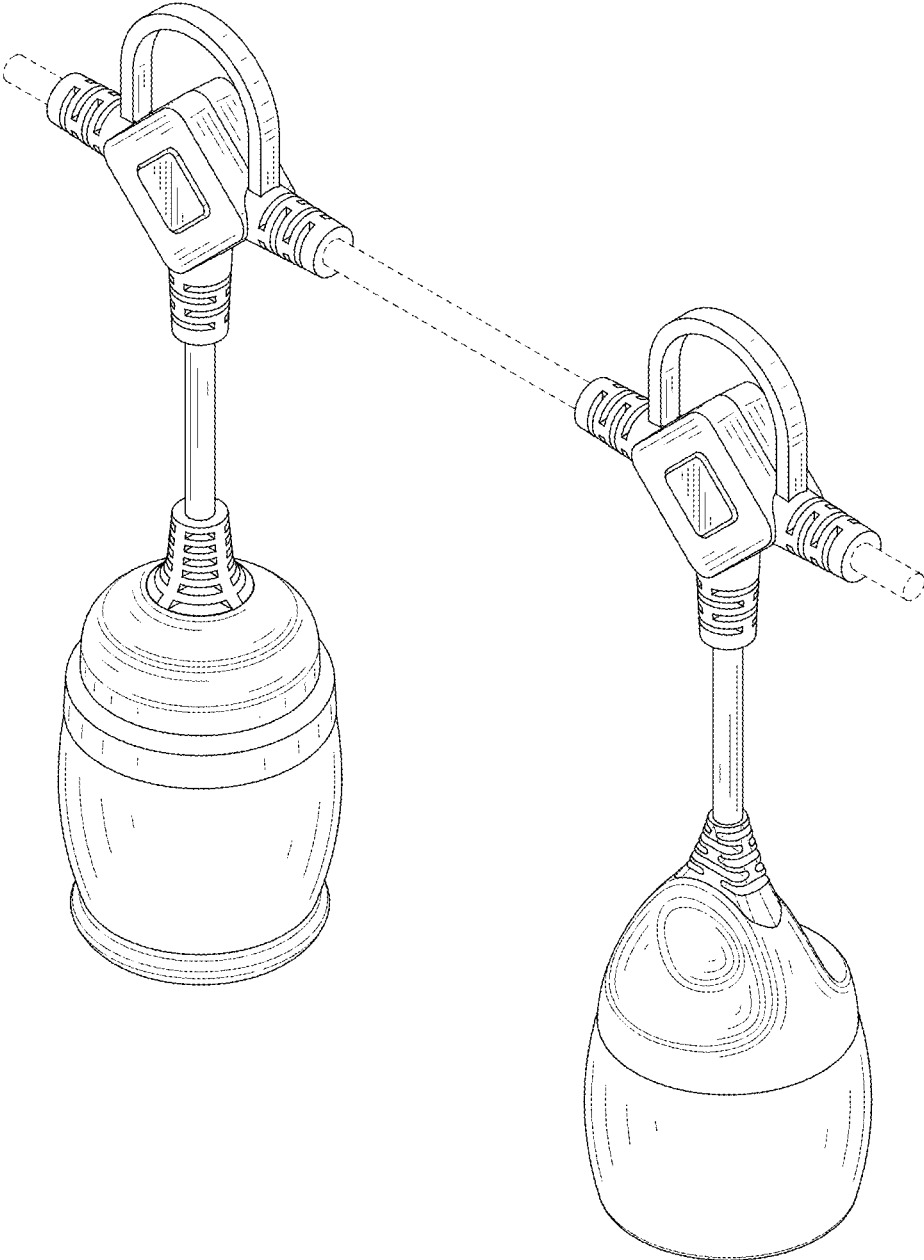


FIG. 1

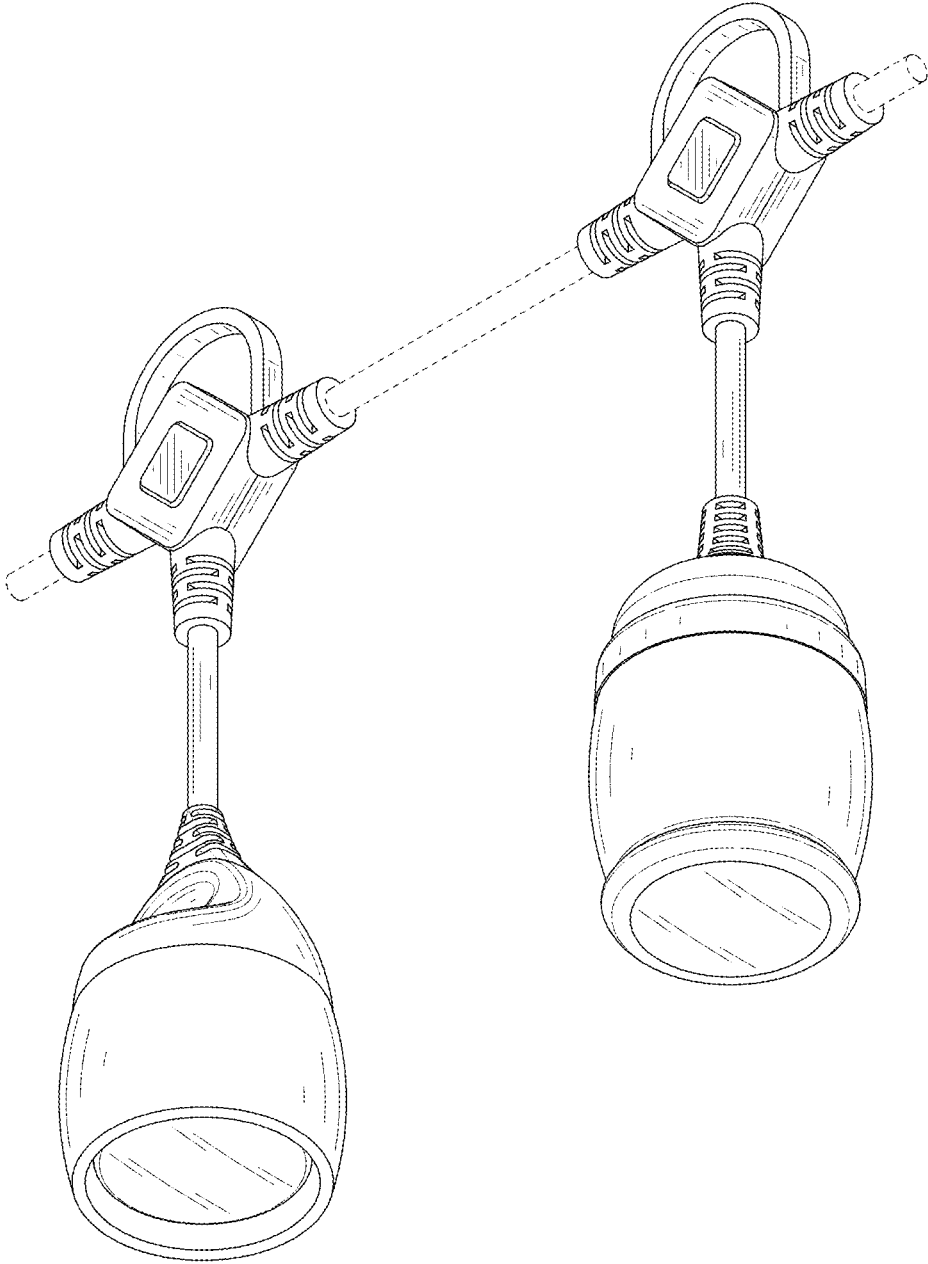


FIG. 2

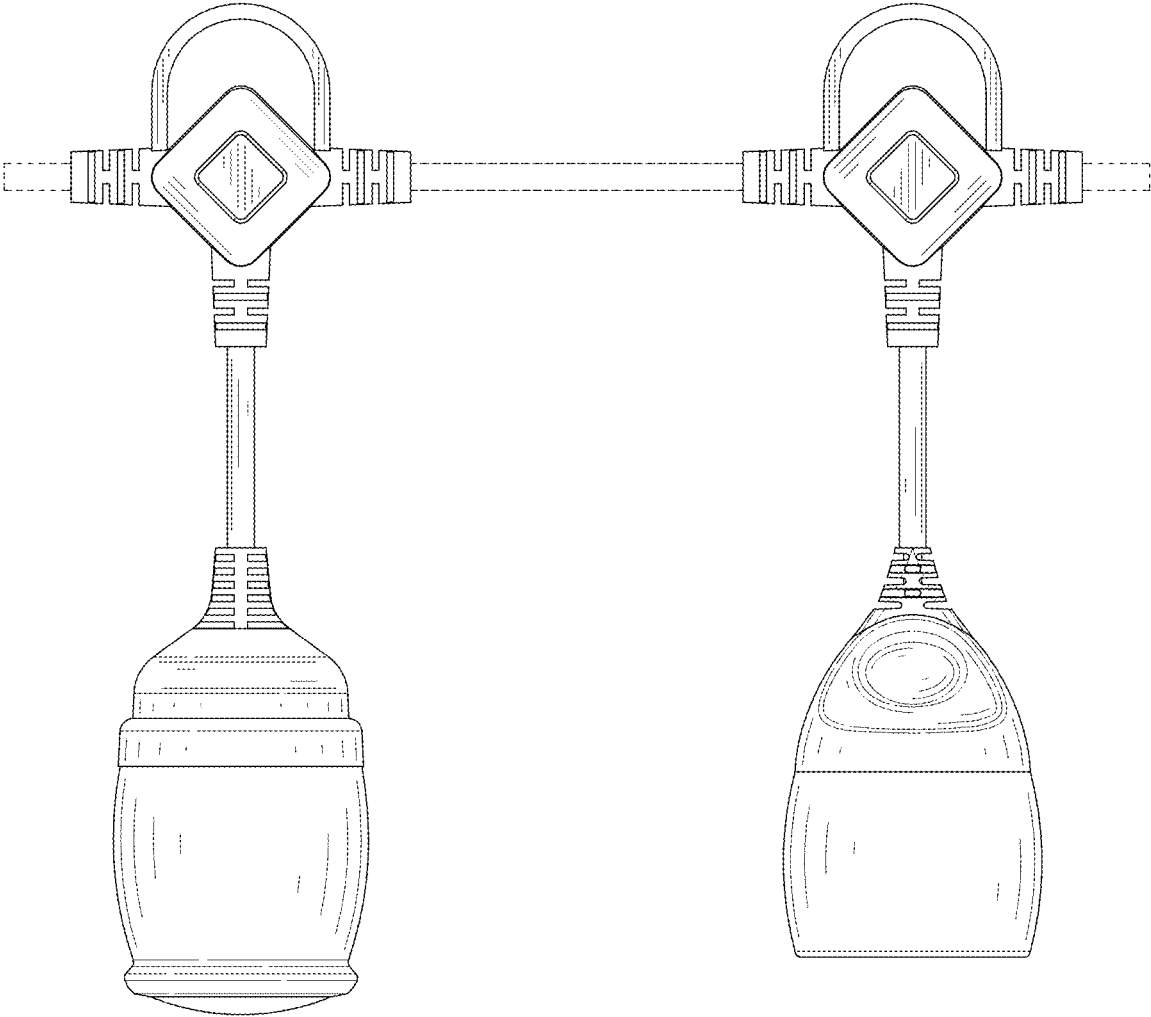


FIG. 3

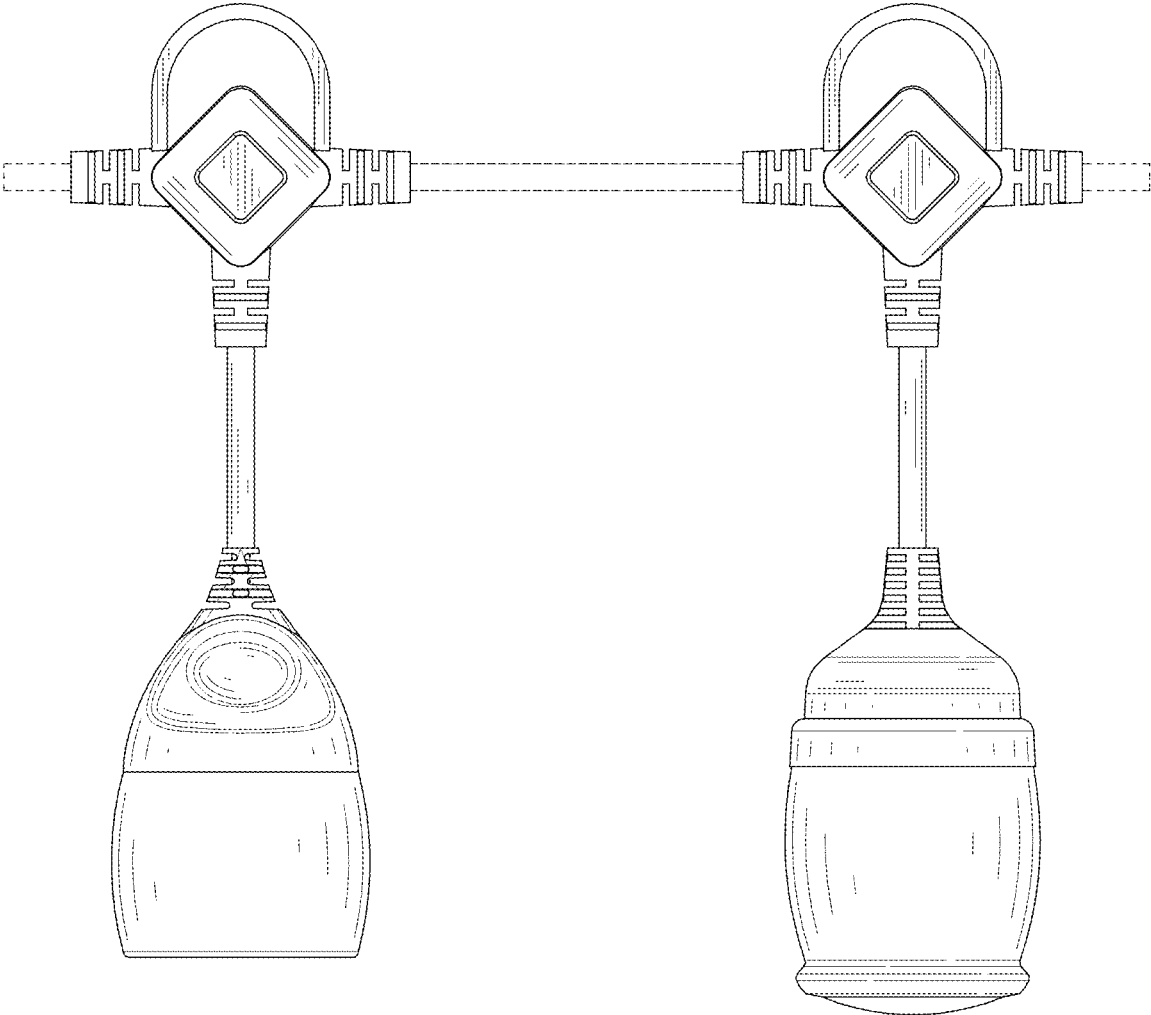


FIG. 4

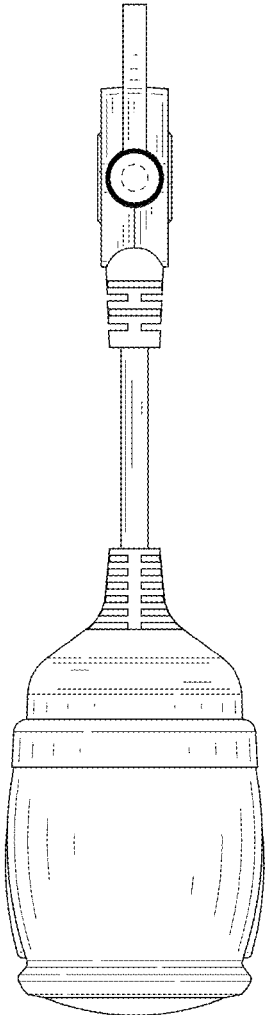


FIG. 5

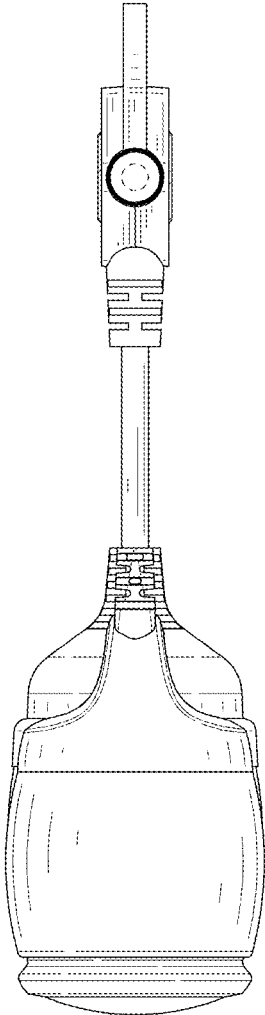


FIG. 6




FIG. 7




FIG. 8