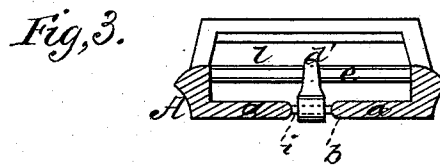

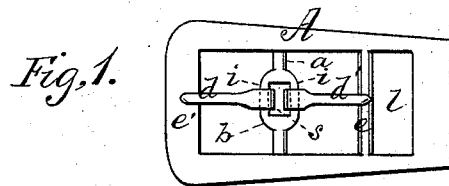


W. J. CARNES, Jr.
Buckles.

No. 217,058.

Patented July 1, 1879.



WITNESSES

Villette Anderson.
F. J. Davis.

INVENTOR

William J. Carnes Jr.
by Ed. W. Anderson
his ATTORNEY

UNITED STATES PATENT OFFICE.

WILLIAM J. CARNES, JR., OF GONZALES, TEXAS.

IMPROVEMENT IN BUCKLES.

Specification forming part of Letters Patent No. **217,058**, dated July 1, 1879; application filed May 24, 1879.

To all whom it may concern:

Be it known that I, WILLIAM JAMES CARNES, Jr., of Gonzales, in the county of Gonzales and State of Texas, have invented a new and valuable Improvement in Loop-Bar Double-Tongue Buckles; and I do hereby declare that the following is a full, clear, and exact description of the construction and operation of the same, reference being had to the annexed drawings, making a part of this specification, and to the letters and figures of reference marked thereon.

Figure 1 of the drawings is a representation of a plan view of my improved buckle. Fig. 2 is a longitudinal central section thereof, and Fig. 3 is a transverse section of the same.

This invention has relation to improvements in harness-buckles; and the nature of the invention consists in a buckle-frame having a transverse bar extending across, having a central enlargement provided with an oblong slot, bearings being thus formed for two tongues, arranged in line with each other, and bearing on opposite bars of the frame, upon which the said tongues will be incapable of lateral displacement, as will be hereinafter more fully set forth.

In the annexed drawings, the letter A designates the frame of my improved buckle, the same being usually of rectangular form, and

provided at one end with a raised loop, *l*, for the reception of the end of a strap. *a* indicates the tongue-bar, extending across the frame, and having a central oblong enlargement, *b*, in which is formed a correspondingly-shaped slot, *s*, that forms out of the body of the enlargement the parallel bearings *i* for the tongues *d d'*. These are made of stiff wire in the usual way, and are looped around their bearings, as shown at *e e'*, Fig. 2, with their ends resting upon the opposite bars *e e'* of the frame, the said tongues being in line with each other. By this means the buckle will always remain with its long axis in the length of the straps it is designed to unite.

What I claim as new, and desire to secure by Letters Patent, is—

A buckle consisting of the frame A, having a tongue-bar, *a*, with a central enlargement, *b*, provided with slot *s*, forming bearings *i*, and the tongues *d d'*, looped around the bearings in line with each other, substantially as shown and described.

In testimony that I claim the above I have hereunto subscribed my name in the presence of two witnesses.

WILLIAM JAMES CARNES, JR.

Witnesses:

WILLIAM B. SAYER,
DAVID G. BEAUMONT.