



US00D585748S

(12) **United States Design Patent**
Flanagan-Kent et al.

(10) **Patent No.:** **US D585,748 S**
(45) **Date of Patent:** **** Feb. 3, 2009**

(54) **SHAKER DISPENSING CONTAINER**

(75) Inventors: **Laura Flanagan-Kent**, Decatur, GA
(US); **Gary L. Mengeu**, Wheeling, WV
(US); **Bryan P. Haring**, Snellville, GA
(US)

(73) Assignee: **Silgan Plastics Corporation**,
Chesterfield, MO (US)

(**) Term: **14 Years**

(21) Appl. No.: **29/319,087**

(22) Filed: **Jun. 3, 2008**

Related U.S. Application Data

(63) Continuation of application No. 29/287,774, filed on
Sep. 19, 2007, now Pat. No. Des. 570,222.

(51) **LOC (9) Cl.** **09-01**

(52) **U.S. Cl.** **D9/516**

(58) **Field of Classification Search** D9/516,
D9/527, 528, 529, 530, 531, 532, 535; D7/300.1;
D23/200, 211, 211.1; 215/382, 383, 384,
215/385, 396, 398; 220/660, 675, 771, 772;
222/465.1, 565

See application file for complete search history.

(56) **References Cited**

U.S. PATENT DOCUMENTS

2,673,664 A	3/1954	Boysen
2,777,611 A	1/1957	Kamin
3,628,707 A	12/1971	Hieke
4,231,497 A	11/1980	Bourbon
4,280,636 A	7/1981	Lewis
D268,898 S	5/1983	Douglas
4,457,458 A	7/1984	Heinol
4,610,371 A	9/1986	Karkiewicz
5,022,567 A	6/1991	Frazer
D318,228 S	7/1991	Schlesselman
D352,899 S	11/1994	Molo

D358,333 S	5/1995	Stockwell et al.
D365,575 S	12/1995	Geiser
D396,808 S	8/1998	Maria Camps et al.
D403,578 S *	1/1999	Paul et al. D9/434
D422,920 S	4/2000	Tapp et al.
6,059,153 A	5/2000	Olson et al.
D428,817 S	8/2000	Olson et al.
D480,311 S	10/2003	Barrett
D484,059 S	12/2003	Romeo et al.
D507,488 S	7/2005	Golding et al.
D539,148 S *	3/2007	Haller et al. D9/516
D565,957 S *	4/2008	Corker D9/528
2006/0144874 A1	7/2006	Solowiejko
2007/0007310 A1	1/2007	Antal, Sr. et al.

* cited by examiner

Primary Examiner—Stella M Reid

Assistant Examiner—Shanda C Hill

(74) *Attorney, Agent, or Firm*—Foley & Lardner LLP

(57) **CLAIM**

The ornamental design for a shaker dispensing container, as shown and described.

DESCRIPTION

FIG. 1 is a perspective view of a shaker dispensing container showing my new design;

FIG. 2 is a front elevational view thereof;

FIG. 3 is a left side elevational view thereof;

FIG. 4 is a top plan view thereof;

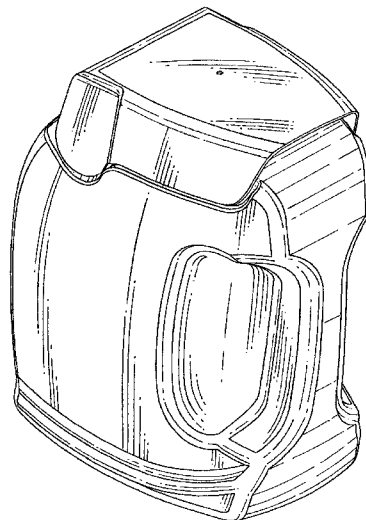
FIG. 5 is a bottom plan view thereof;

FIG. 6 is a right side elevational thereof; and,

FIG. 7 is a perspective view of the shaker dispensing container shown in condition of use.

The claimed ornamental design is shown in solid lines in the drawings. The broken lines in the drawings are for illustrative purposes only and form no part of the claimed design.

1 Claim, 7 Drawing Sheets



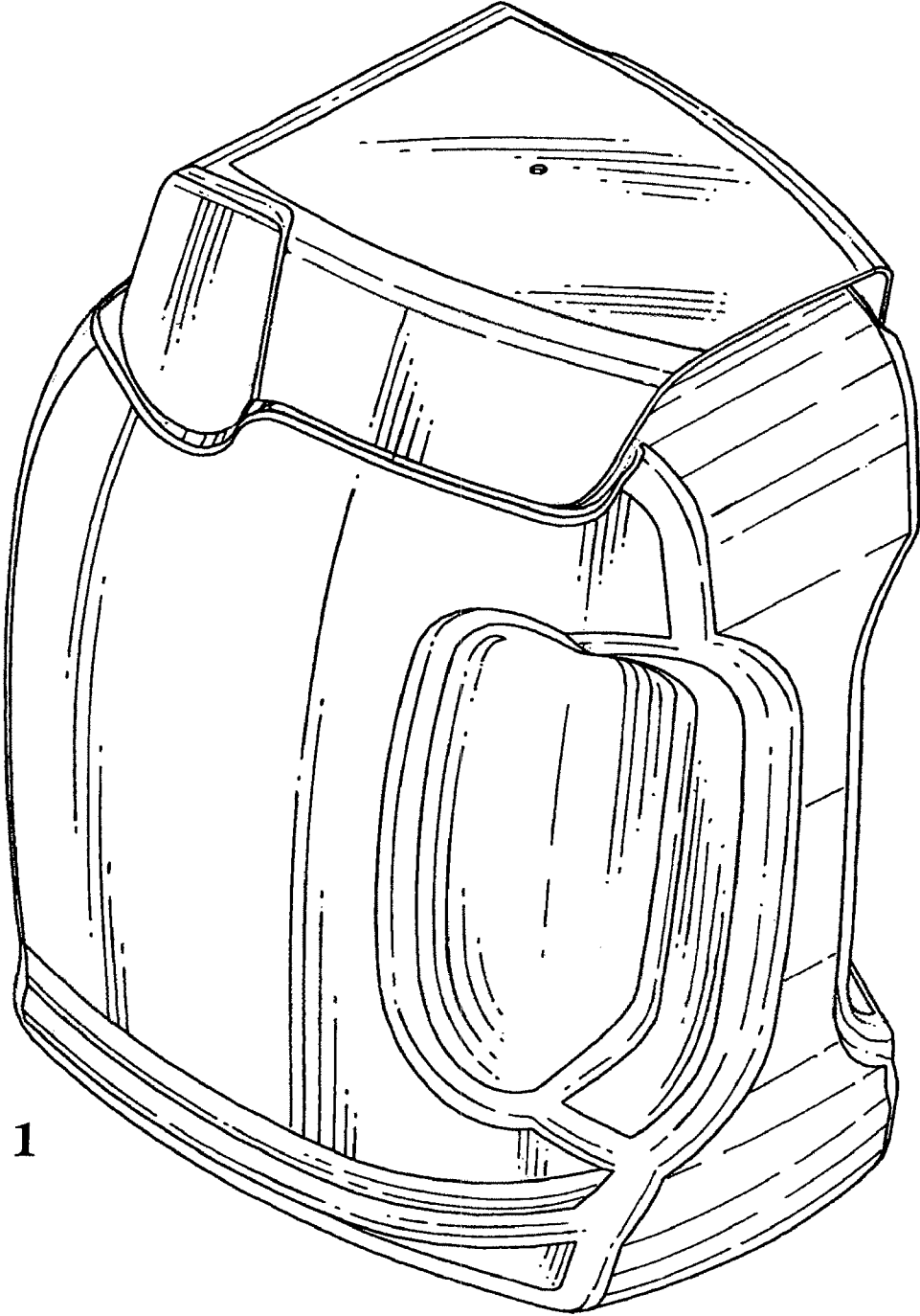


FIG. 1

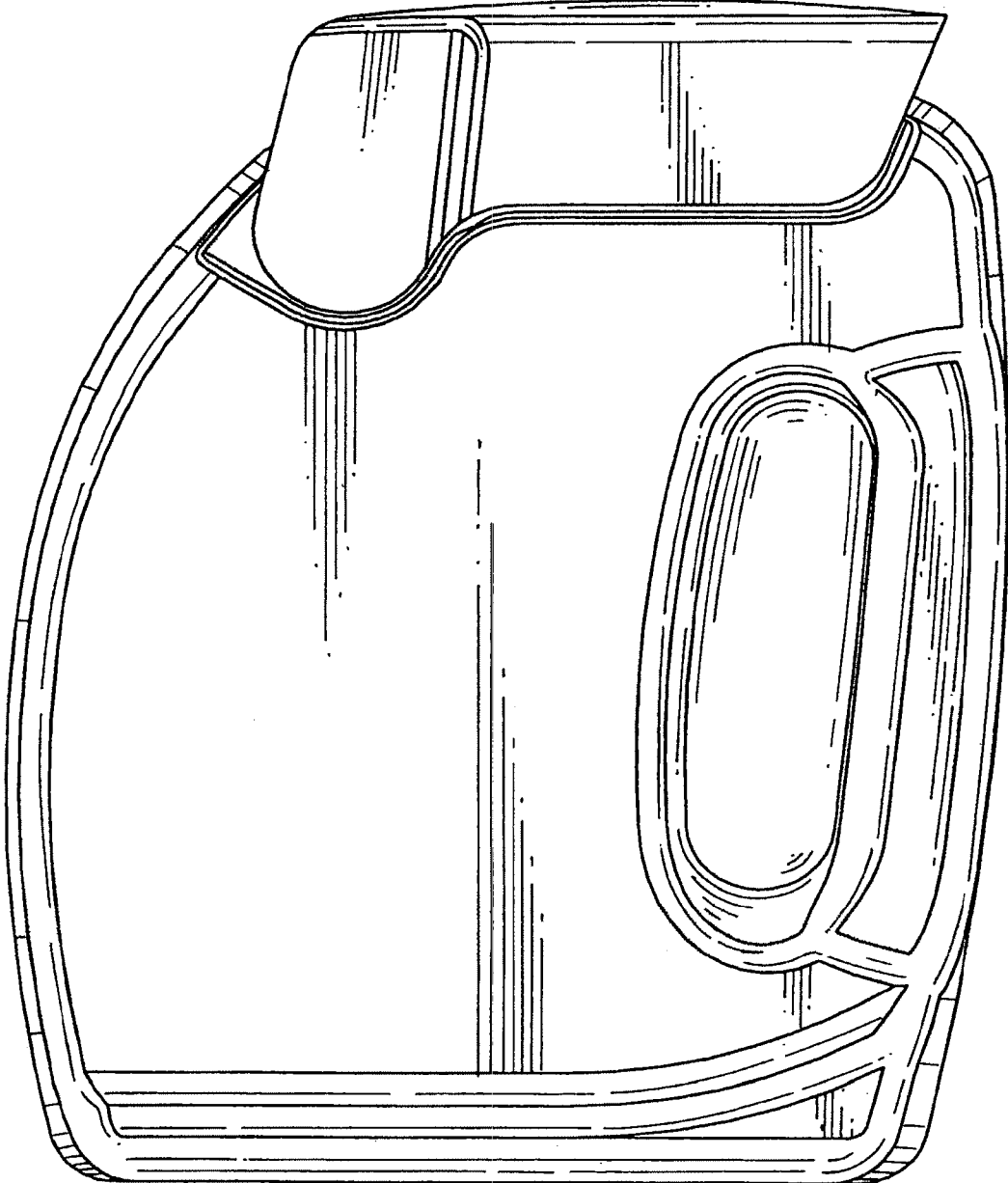


FIG. 2

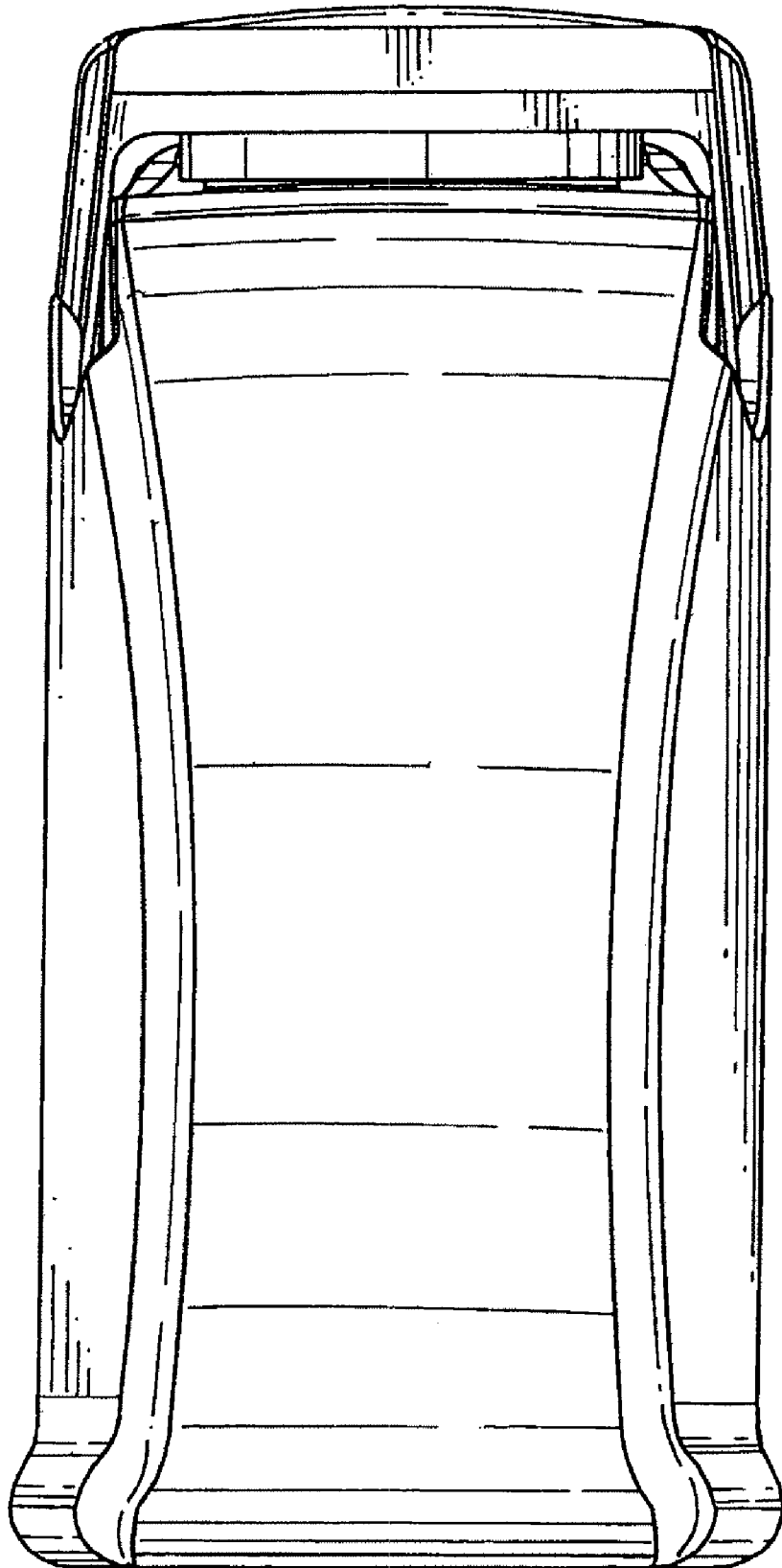


FIG. 3

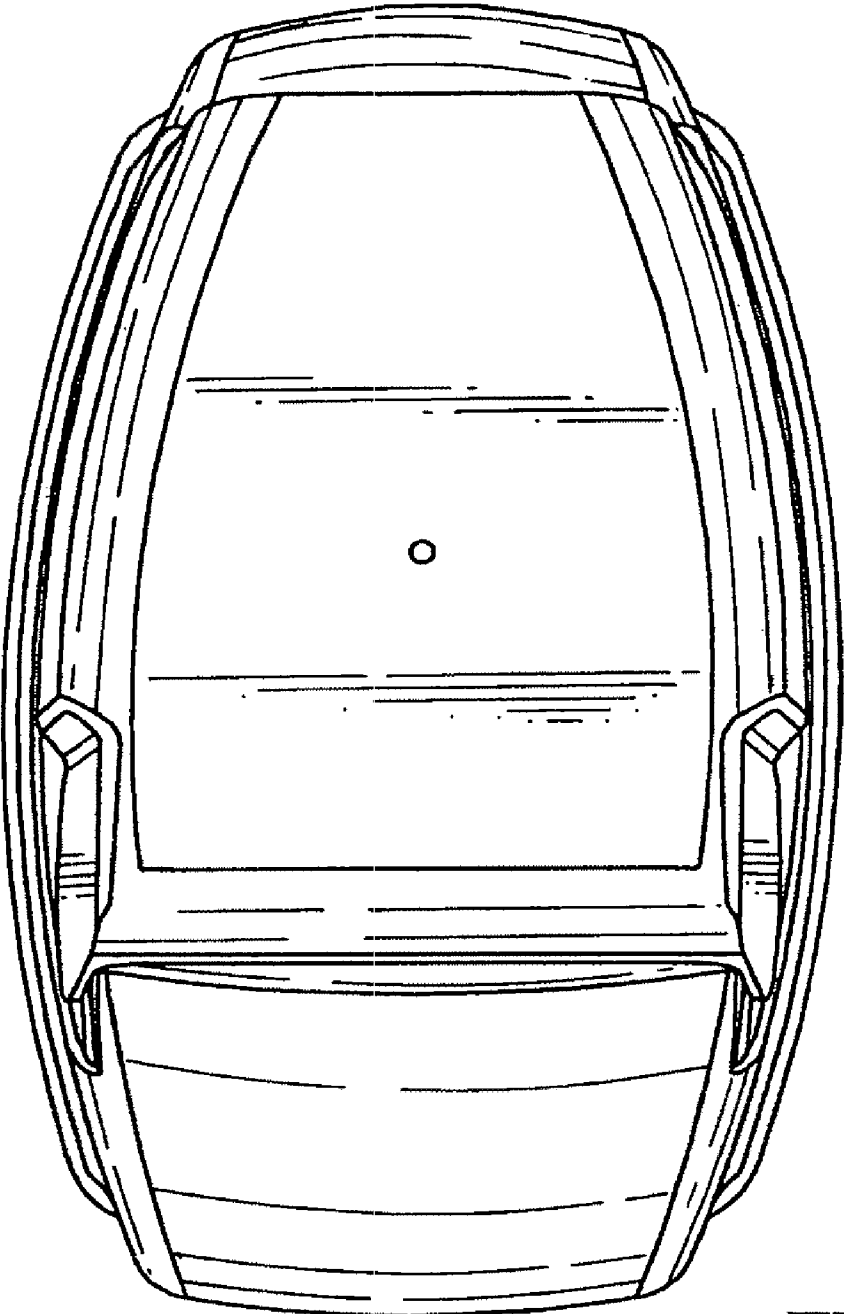


FIG. 4

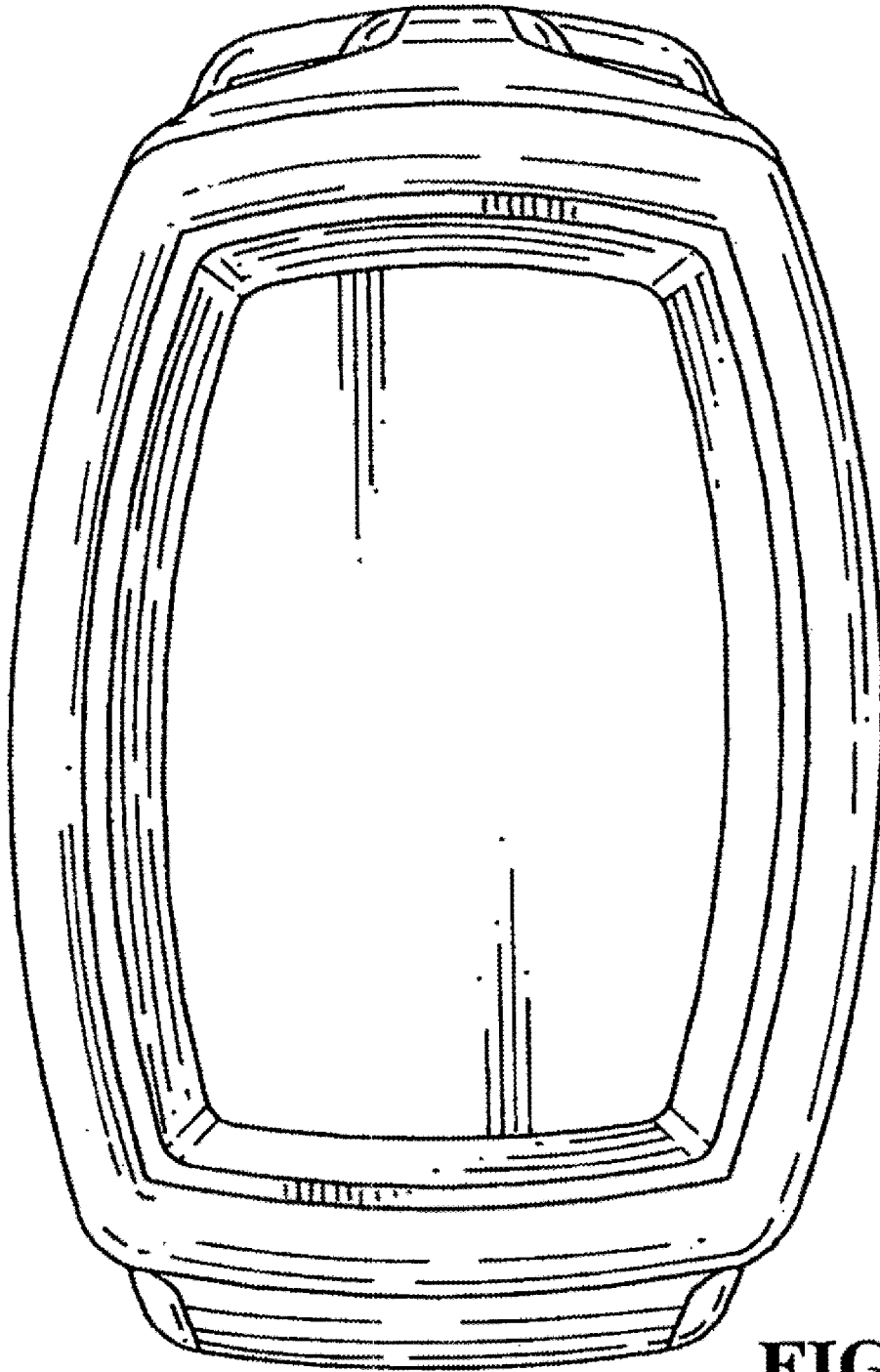


FIG. 5

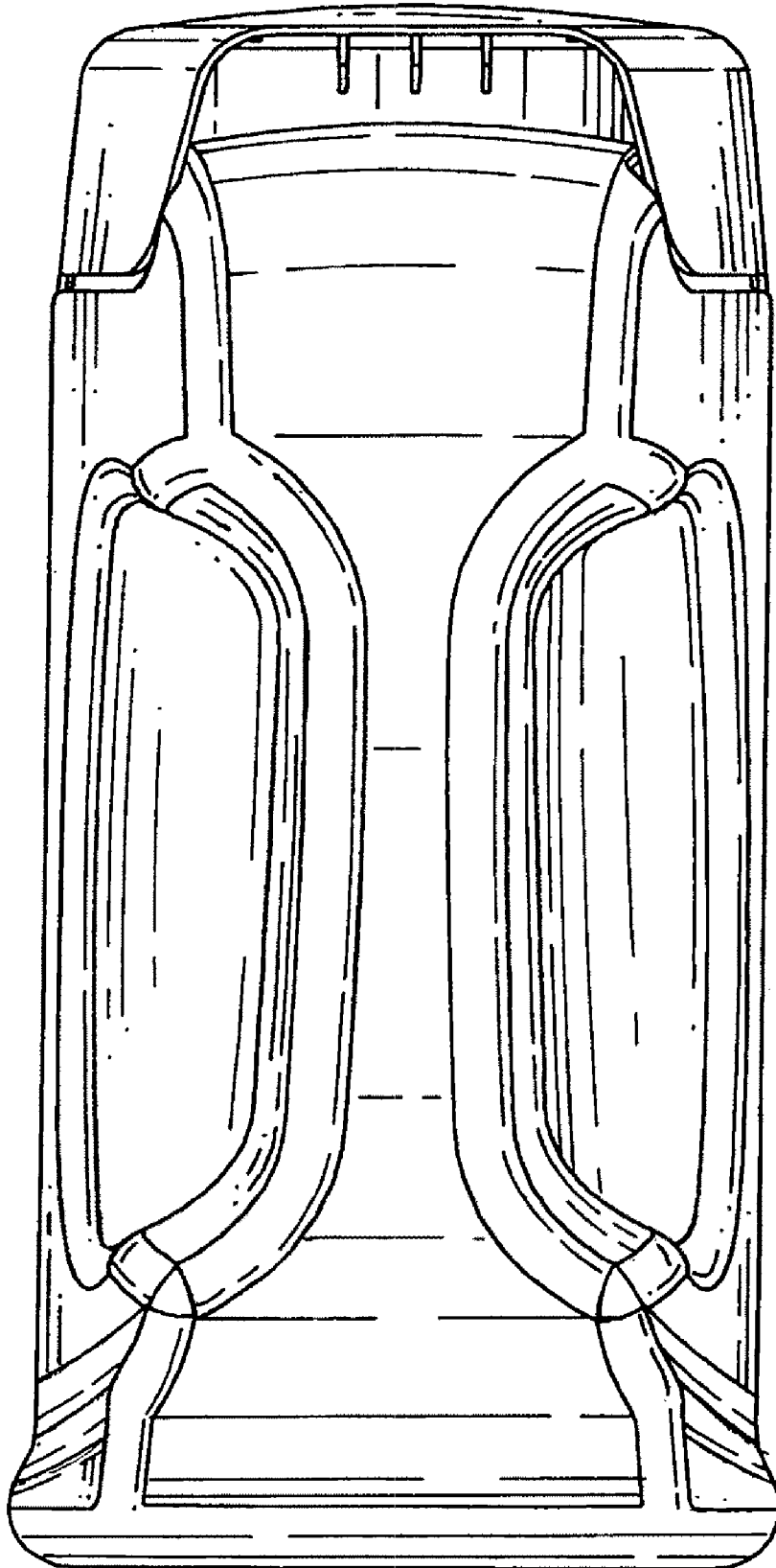


FIG. 6



FIG. 7

UNITED STATES PATENT AND TRADEMARK OFFICE
CERTIFICATE OF CORRECTION

PATENT NO. : D585,748 S
APPLICATION NO. : 29/319087
DATED : February 3, 2009
INVENTOR(S) : Laura Flanagan-Kent, Gary L. Mengeu and Bryan P. Haring

Page 1 of 9

It is certified that error appears in the above-identified patent and that said Letters Patent is hereby corrected as shown below:

The title page showing the illustrative figure should be deleted to be replaced with the attached title page.

In the drawings, Figs. 1-7 should be replaced with the corrected Figs. 1-7 as shown on the attached pages.

Signed and Sealed this
Thirteenth Day of September, 2011

A handwritten signature in black ink that reads "David J. Kappos". The signature is written in a cursive style with a large, stylized 'D' and 'K'.

David J. Kappos
Director of the United States Patent and Trademark Office

(12) **United States Design Patent** (10) Patent No.: **US D585,748 S**
Flanagan-Kent et al. (45) Date of Patent: **** Feb. 3, 2009**

(54) **SHAKER DISPENSING CONTAINER** D358,333 S 5/1995 Stockwell et al.
D365,575 S 12/1995 Geiser
D396,808 S 8/1998 Maria Camps et al.
D403,578 S * 1/1999 Paul et al. D9:434
D422,920 S 4/2000 Tapp et al.
6,059,153 A 5/2000 Olson et al.
D428,817 S 8/2000 Olson et al.
D480,311 S 10/2003 Barrett
D484,059 S 12/2003 Romeo et al.
D507,488 S 7/2005 Golding et al.
D539,148 S * 3/2007 Haller et al. D9:516
D565,957 S * 4/2008 Corker D9:528
2006/0144874 A1 7/2006 Solowiejko
2007/0007310 A1 1/2007 Antal, Sr. et al.

(75) Inventors: **Laura Flanagan-Kent**, Decatur, GA (US); **Gary L. Mengeu**, Wheeling, WV (US); **Bryan P. Haring**, Snellville, GA (US)

(73) Assignee: **Silgan Plastics Corporation**, Chesterfield, MO (US)

(**) Term: **14 Years**

(21) Appl. No.: **29/319,087**

(22) Filed: **Jun. 3, 2008**

Related U.S. Application Data

(63) Continuation of application No. 29/287,774, filed on Sep. 19, 2007, now Pat. No. Des. 570,222.

(51) **LOC (9) Cl.** 09-01

(52) **U.S. Cl.** D9/516

(58) **Field of Classification Search** D9/516,
D9/527, 528, 529, 530, 531, 532, 535; D7/300.1;
D23/200, 211, 211.1; 215/382, 383, 384,
215/385, 396, 398, 220/660, 675, 771, 772,
222/465.1, 565

See application file for complete search history.

(56) **References Cited**

U.S. PATENT DOCUMENTS

2,673,664 A 3/1954 Boysen
2,777,611 A 1/1957 Kamin
3,628,707 A 12/1971 Hieke
4,231,497 A 11/1980 Bourbon
4,280,636 A 7/1981 Lewis
D268,898 S 5/1983 Douglas
4,457,458 A 7/1984 Heinol
4,610,371 A 9/1986 Karkiewicz
5,022,567 A 6/1991 Frazer
D318,228 S 7/1991 Schlesselman
D352,899 S 11/1994 Molo

* cited by examiner

Primary Examiner—Stella M Reid
Assistant Examiner—Shanda C Hill
(74) *Attorney, Agent, or Firm*—Foley & Lardner LLP

(57) **CLAIM**

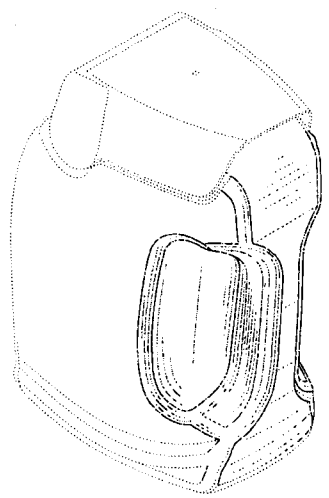
The ornamental design for a shaker dispensing container, as shown and described.

DESCRIPTION

FIG. 1 is a perspective view of a shaker dispensing container showing my new design;
FIG. 2 is a front elevational view thereof;
FIG. 3 is a left side elevational view thereof;
FIG. 4 is a top plan view thereof;
FIG. 5 is a bottom plan view thereof;
FIG. 6 is a right side elevational thereof; and
FIG. 7 is a perspective view of the shaker dispensing container shown in condition of use.

The claimed ornamental design is shown in solid lines in the drawings. The broken lines in the drawings are for illustrative purposes only and form no part of the claimed design.

1 Claim, 7 Drawing Sheets



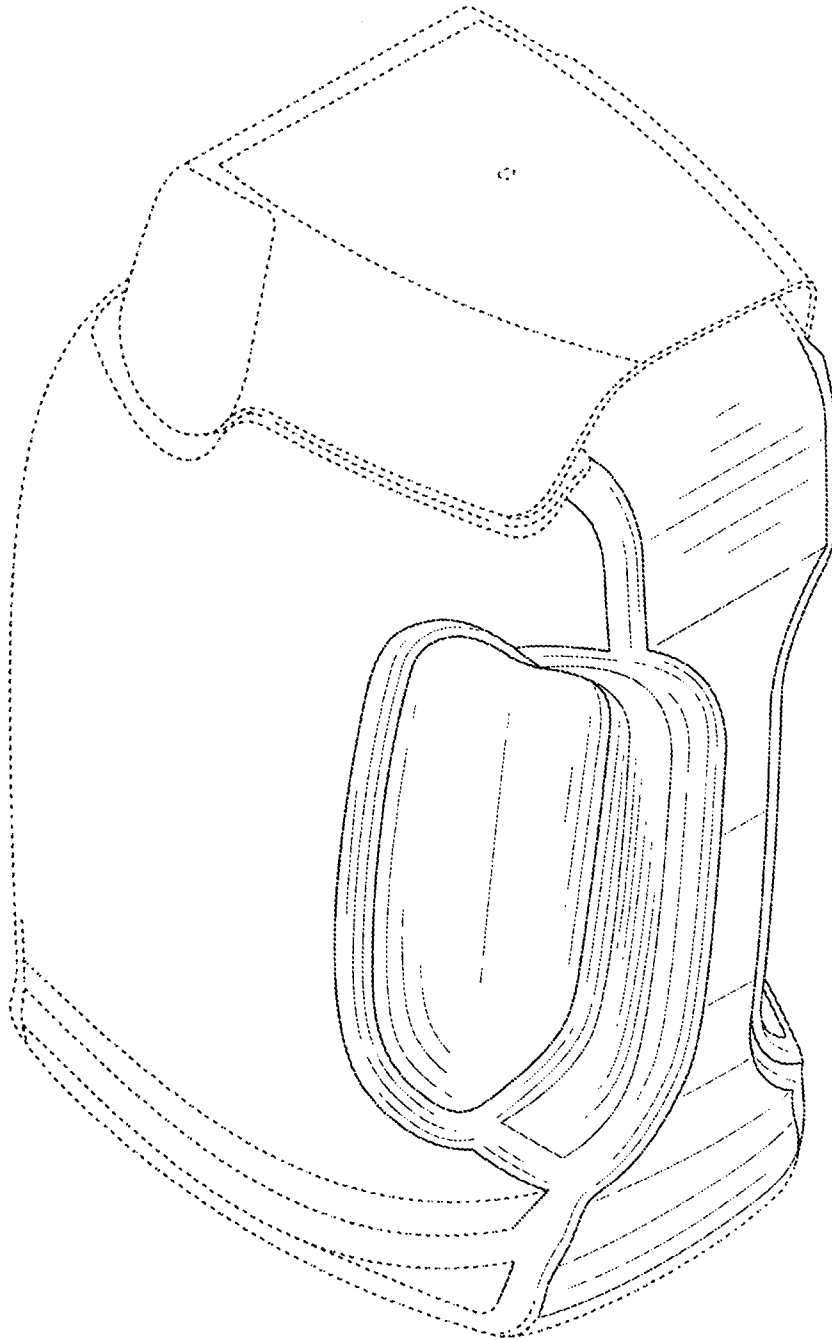


FIG. 1

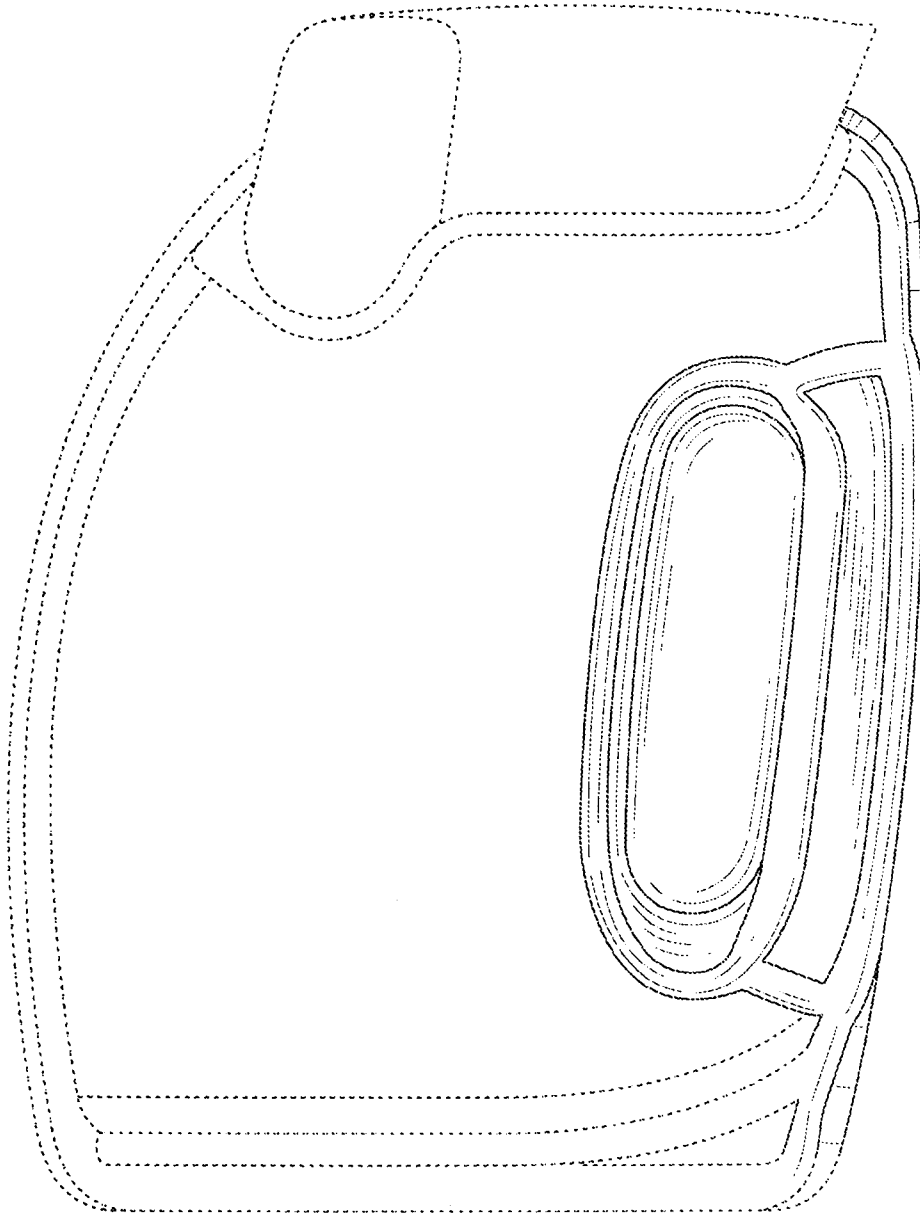


FIG. 2

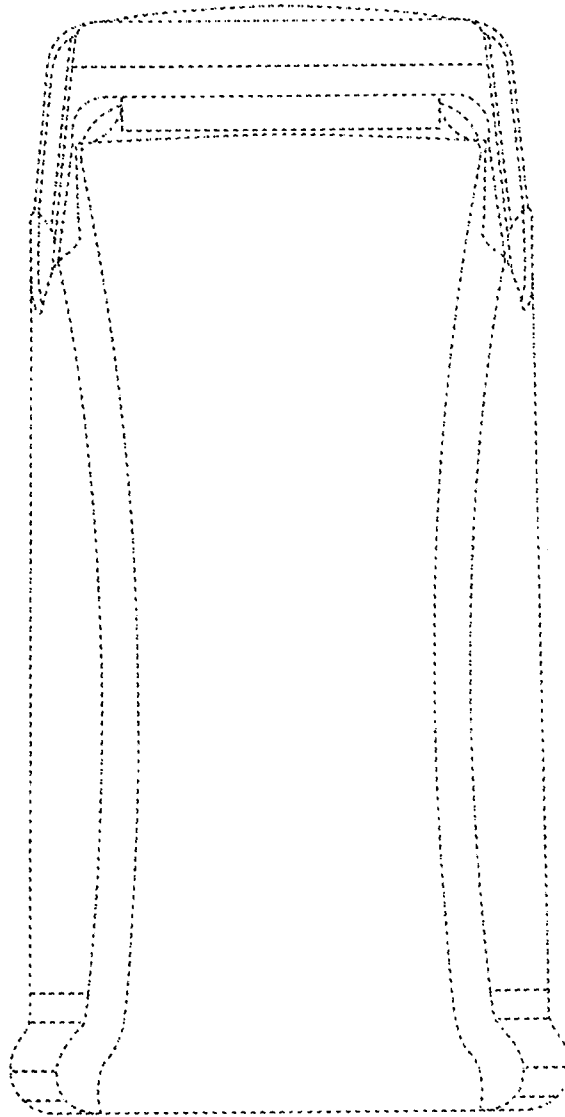


FIG. 3

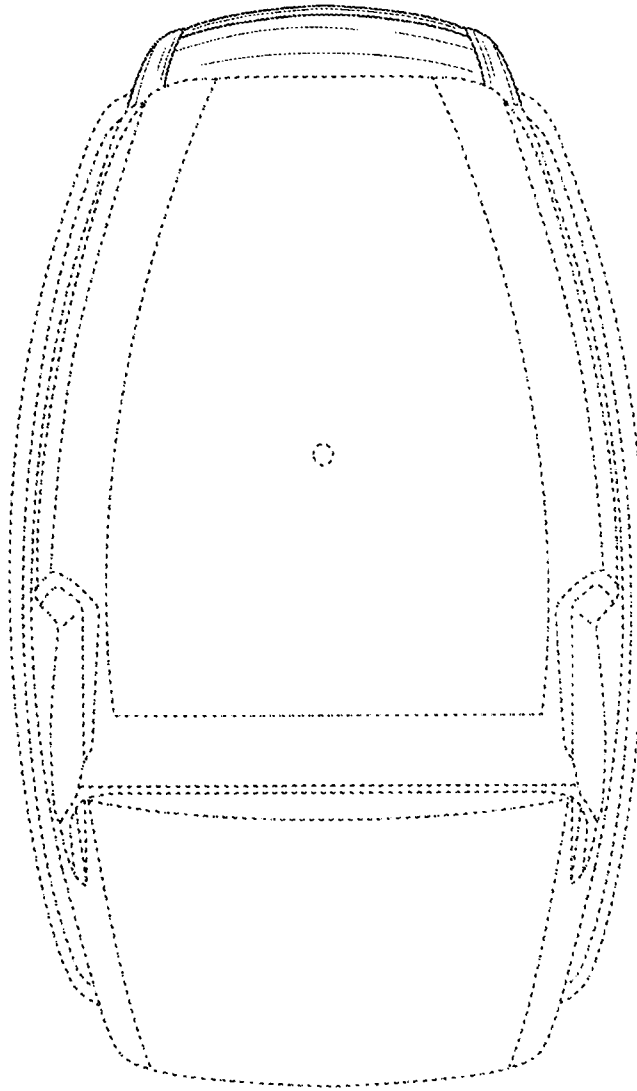


FIG. 4

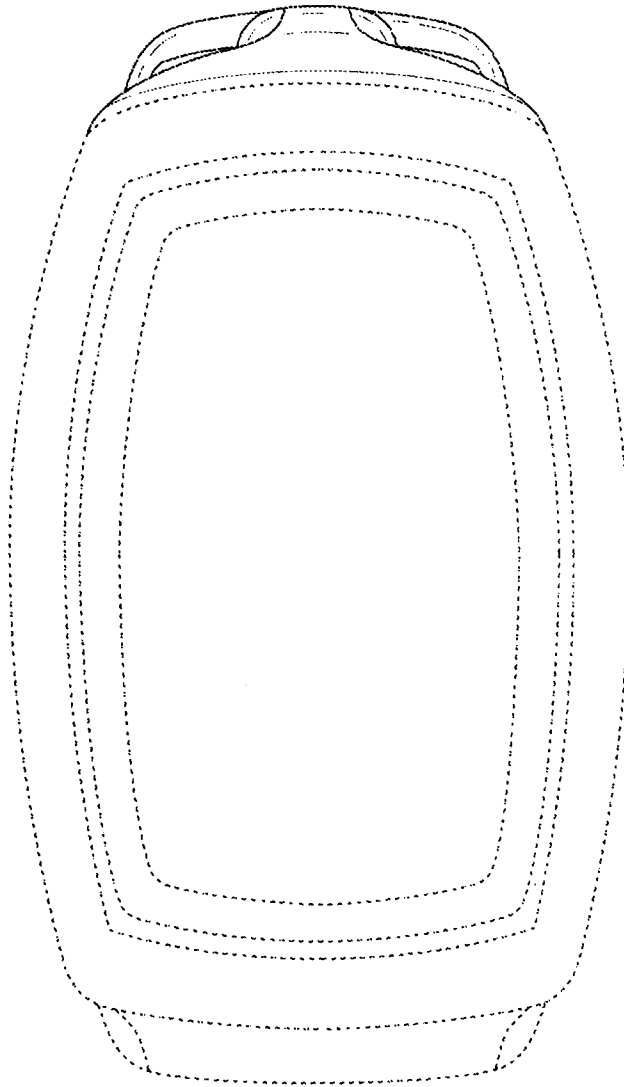


FIG. 5

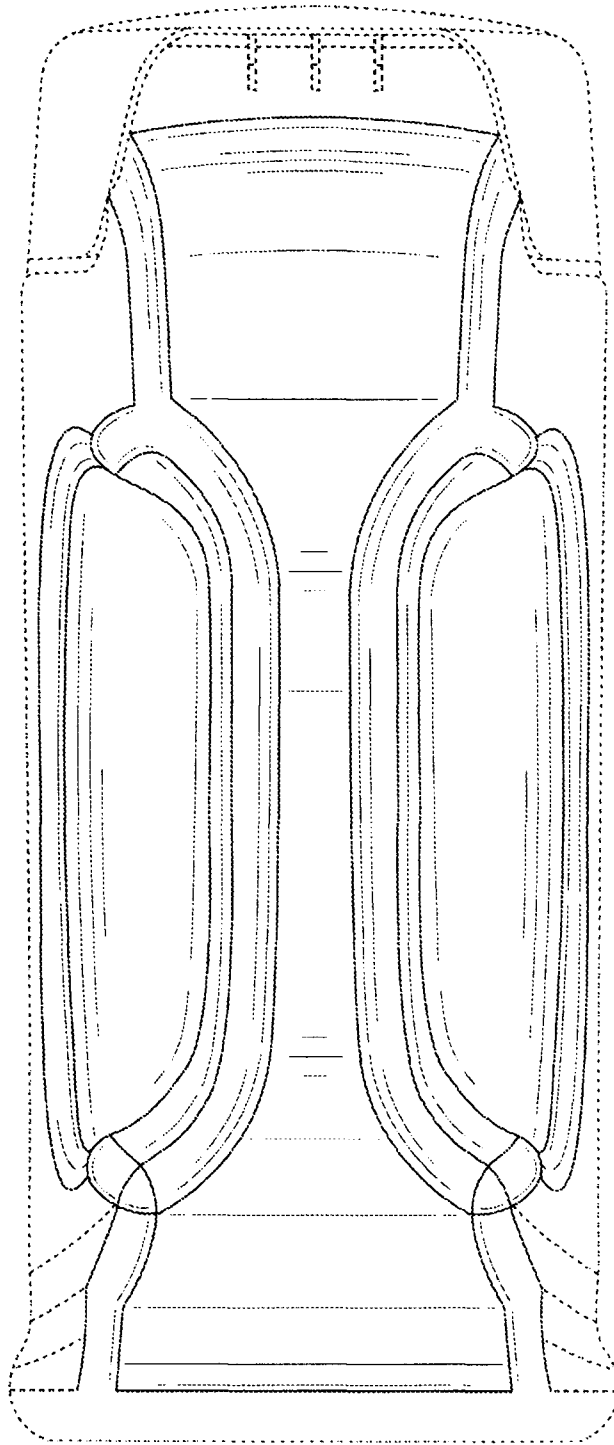


FIG. 6

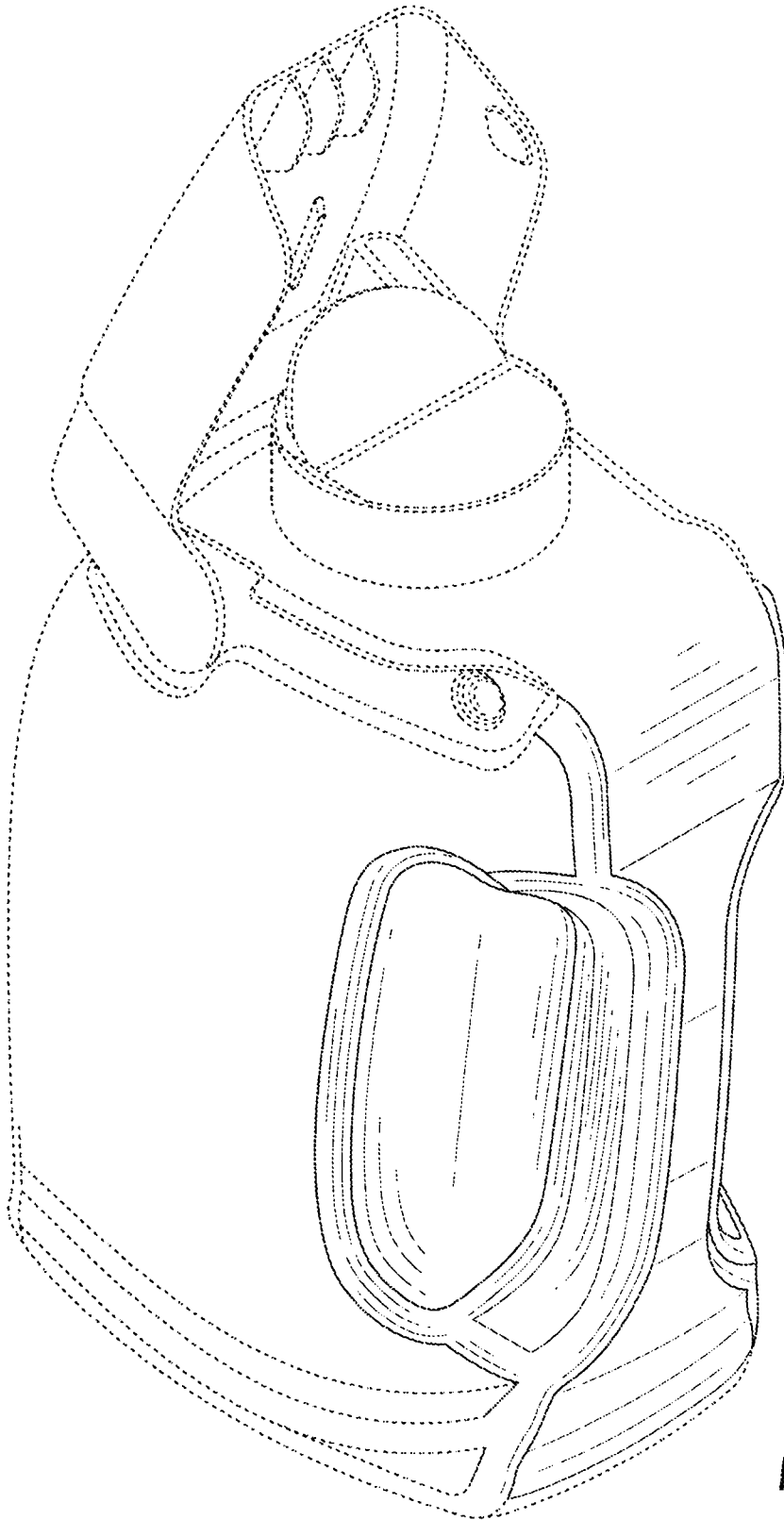


FIG. 7