

United States Patent [19]

Tokarz

[11] Patent Number: Des. 300,361

[45] Date of Patent: ** Mar. 21, 1989

[54] **COMBINED VENTING VALVE AND COUPLING FOR MEDICAL DRAINAGE TUBES**

4,160,383 7/1979 Rauschenberger 604/323
4,328,828 5/1982 Cianci 128/768
4,583,983 4/1986 Einhorn et al. 604/329

[75] Inventor: Joseph S. Tokarz, Palatine, Ill.

Primary Examiner—Wallace R. Burke

[73] Assignee: Hollister Incorporated, Libertyville, Ill.

Assistant Examiner—Stella M. Reid

Attorney, Agent, or Firm—Tilton, Fallon, Lungmus

[**] Term: 14 Years

[57] CLAIM

[21] Appl. No.: 892,797

The ornamental design for a combined venting valve and coupling for medical drainage tubes, as shown and described.

[22] Filed: Aug. 4, 1986

[52] U.S. Cl. D24/53

[58] Field of Search D24/51, 53; 604/329, 604/295, 323-326, 350, 351, 129, 128, 327-331, 335, 347-349; 128/768, 760, 761, 766; 4/144.1-144.4

DESCRIPTION

FIG. 1 is a front elevational view of a combined venting valve and coupling for medical drainage tubes, showing my new design;

FIG. 2 is a top plan view thereof;

FIG. 3 is a bottom plan view thereof;

FIG. 4 is a side elevational view thereof, the opposite being identical thereto;

FIG. 5 is a perspective view thereof; and

FIG. 6 is an enlarged fragmentary perspective view showing details of the vent portion.

[56] References Cited

U.S. PATENT DOCUMENTS

3,529,599 9/1970 Folkman et al. 604/350
3,830,241 8/1974 Dye et al. 604/129

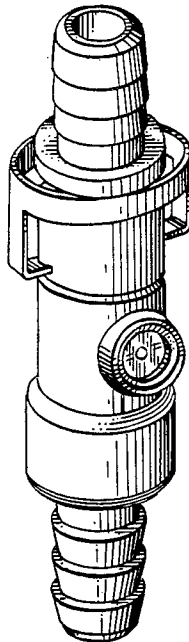


FIG. 2

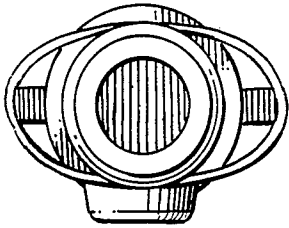


FIG. 1

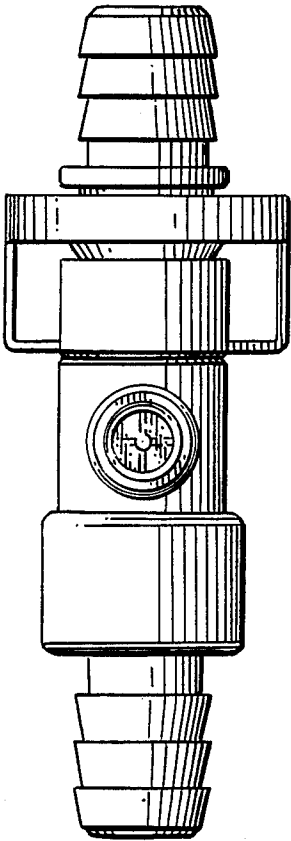


FIG. 4

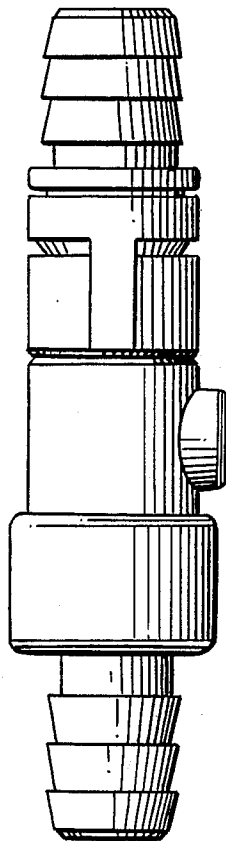


FIG. 5

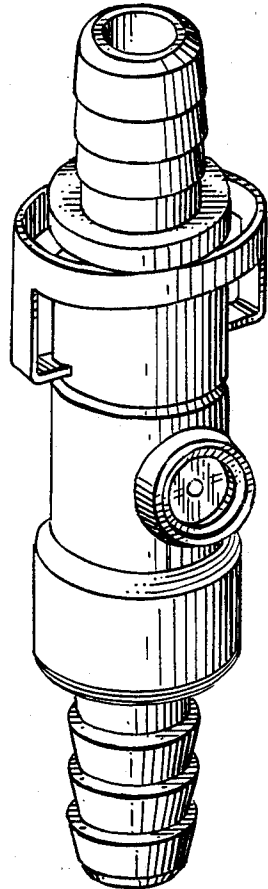


FIG. 3

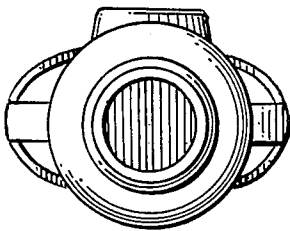


FIG. 6

