



US00D771239S

(12) **United States Design Patent** (10) **Patent No.:** **US D771,239 S**
Walls et al. (45) **Date of Patent:** **** Nov. 8, 2016**

- (54) **CROWN STRAP OF A HEADGEAR ASSEMBLY FOR A BREATHING INTERFACE** D693,459 S * 11/2013 Prentice D24/110.1
D696,767 S * 12/2013 Scheiner D24/110.1
D706,413 S * 6/2014 Veliss D24/110.1
8,839,785 B2 * 9/2014 Castiglione A62B 18/084
128/201.24
- (71) Applicant: **Fisher & Paykel Healthcare Limited,** Auckland (NZ) 8,875,318 B2 * 11/2014 Huh A42B 3/145
2/416
- (72) Inventors: **Bruce Michael Walls,** Auckland (NZ);
Rex Gordon Faithfull, Auckland (NZ);
Arvin San Jose Gardiola, Auckland
(NZ); **Wen Dong Huang,** Auckland
(NZ) 2006/0196511 A1 * 9/2006 Lau A61M 16/0666
128/207.11
2006/0237017 A1 * 10/2006 Davidson A61M 16/06
128/205.25
2007/0245466 A1 * 10/2007 Lilenthal A42B 3/14
2/416
2009/0044808 A1 * 2/2009 Guney A61M 16/0666
128/206.24
2009/0183739 A1 * 7/2009 Wondka A61M 16/06
128/207.18
- (73) Assignee: **Fisher & Paykel Healthcare Limited,** Auckland (NZ)

(**) Term: **14 Years**

(Continued)

(21) Appl. No.: **29/490,331**

Primary Examiner — Barbara Fox
Assistant Examiner — Lilyana Bekic

(22) Filed: **May 8, 2014**

(74) *Attorney, Agent, or Firm* — Knobbe Martens Olson & Bear LLP

(51) **LOC (10) Cl.** **29-02**

(52) **U.S. Cl.**
USPC **D24/110.1; D24/127**

(58) **Field of Classification Search**
USPC D24/110–110.6, 127
CPC A61M 16/0622; A61M 16/0616;
A61M 16/0816; A61M 16/08; A61M
16/0633; A61M 16/06; A61M 16/0666;
A61M 2210/0618; A61M 16/0683
See application file for complete search history.

(57) **CLAIM**
The ornamental design for a crown strap of a headgear assembly for a breathing interface, as shown and described.

DESCRIPTION

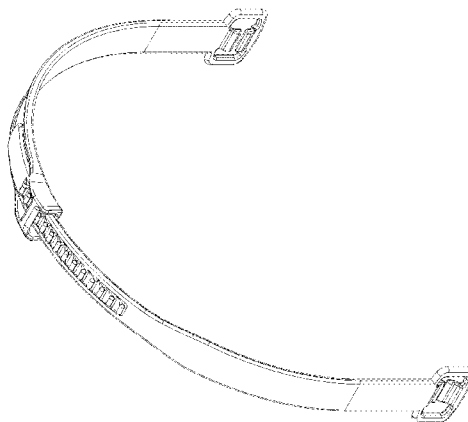
FIG. 1 is a first perspective view showing a rear, right side of a crown strap of a headgear assembly for a breathing interface showing the new design.
FIG. 2 is a top view of the crown strap of a headgear assembly for a breathing interface of FIG. 1.
FIG. 3 is a rear view of the crown strap of a headgear assembly for a breathing interface of FIG. 1.
FIG. 4 is a left side view of the crown strap of a headgear assembly for a breathing interface of FIG. 1.
FIG. 5 is a top view of the crown strap of a headgear assembly for a breathing interface of FIG. 1.
FIG. 6 is a front view of the crown strap of a headgear assembly for a breathing interface of FIG. 1; and,
FIG. 7 is a bottom view of the crown strap of a headgear assembly for a breathing interface of FIG. 1.

(56) **References Cited**

U.S. PATENT DOCUMENTS

- D189,112 S * 10/1960 Klinger D16/339
- 3,047,876 A * 8/1962 Malcom, Jr. A42B 3/145
2/9
- 3,457,564 A 7/1969 Holloway
- 5,517,986 A 5/1996 Starr et al.
- D383,204 S * 9/1997 Lomas D24/110
- 6,119,694 A * 9/2000 Correa A61M 16/0666
128/207.13
- D542,912 S * 5/2007 Gunaratnam D24/110.5
- D653,748 S * 2/2012 Henry D24/110.1
- D668,328 S * 10/2012 Hill D24/110.1
- D685,463 S * 7/2013 Veliss D24/110.1

1 Claim, 7 Drawing Sheets



US D771,239 S

Page 2

(56)

References Cited

U.S. PATENT DOCUMENTS

2011/0000492 A1 *	1/2011	Veliss	A61M 16/0666
			128/207.13
2013/0220327 A1	8/2013	Barlow et al.	
2010/0258136 A1 *	10/2010	Doherty	A61M 16/0666
			128/207.17

* cited by examiner

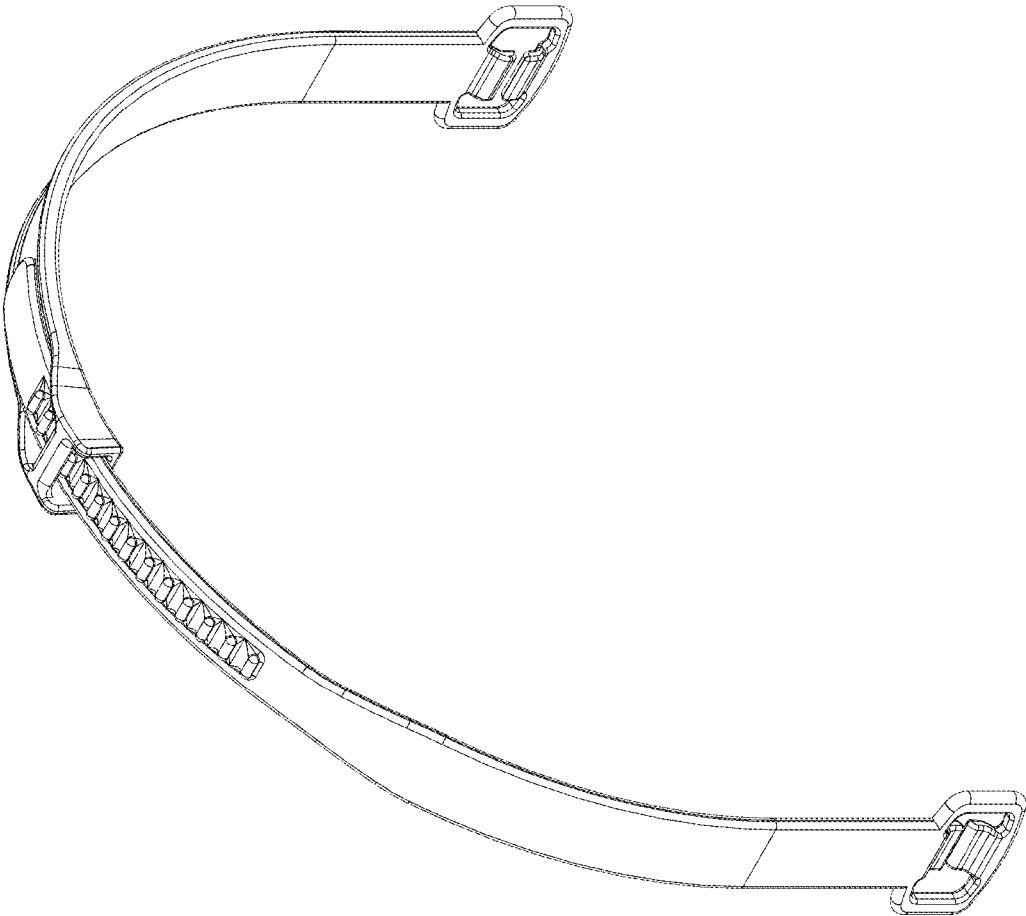


Figure 1

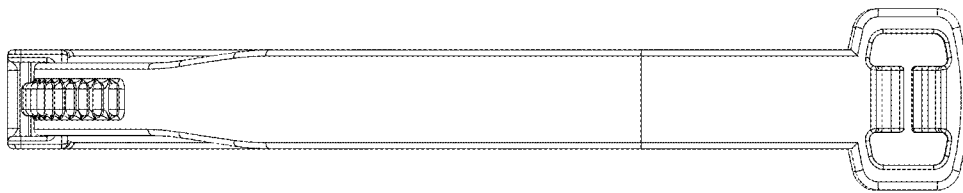


Figure 2



Figure 3

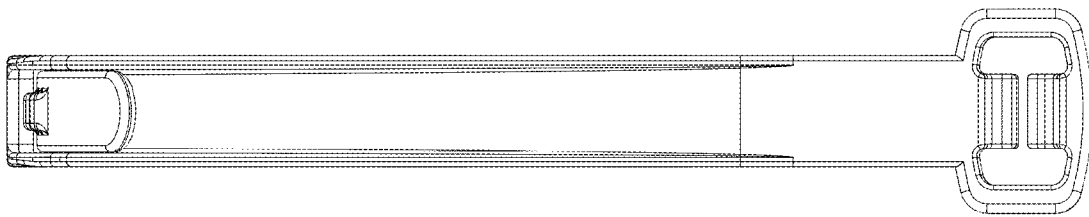


Figure 4

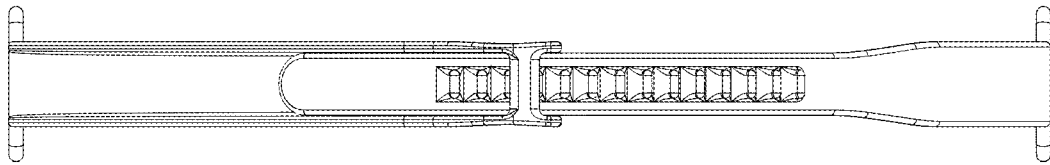


Figure 5



Figure 6

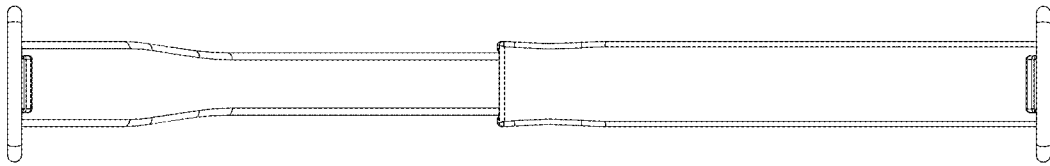


Figure 7