



US00D335150S

United States Patent [19]

[11] Patent Number: Des. 335,150

Biagi et al.

[45] Date of Patent: ** Apr. 27, 1993

[54] TRIGGER HANDLE SWITCH FOR PINBALL TYPE GAMES

[75] Inventors: Carl A. Biagi; Steven S. Ritchie, both of Chicago, Ill.

[73] Assignee: Williams Electronics Games, Inc., Chicago, Ill.

[**] Term: 14 Years

[21] Appl. No.: 757,514

[22] Filed: Sep. 11, 1991

[52] U.S. Cl. D21/48; D21/10; D21/9

[58] Field of Search D21/2, 5, 7, 1, 9, 10, D21/11, 141, 145, 146, 147, 48; 273/121 R, 121 A, 118 R, 118 A, 119 R, 119 A, 129 S, 129 L, 129 W, 129 T, 310-312; D22/108; 124/56, 31, 37, 36; 42/70.04, 70.05, 70.06, 70.07

[56] References Cited

U.S. PATENT DOCUMENTS

- D. 95,474 4/1935 Wohlfeld D21/10
- D. 192,474 3/1962 Benkoe .
- D. 283,718 5/1986 Kondo .
- D. 303,130 8/1989 Noble D21/146
- D. 304,049 10/1989 Lee D21/147
- 2,030,845 2/1936 Barok D21/9 X
- 2,037,313 4/1936 Duncanson .
- 2,191,170 2/1940 Keehn .
- 2,433,309 12/1947 Van Karner .

- 2,860,620 11/1958 Effinger, Jr. .
- 3,004,533 10/1961 Ritz .
- 3,112,930 12/1963 Wertz .
- 3,834,706 9/1974 Leonhart .
- 3,850,157 11/1974 Prokupek .
- 3,872,853 3/1975 Nakatani .
- 4,759,336 7/1988 Frain .
- 4,811,955 3/1989 De Bernardini 273/310
- 4,895,128 1/1990 Okada .
- 5,088,736 2/1992 Chuang 273/121 R

OTHER PUBLICATIONS

Radio Shack Pamphlet, Nov. 8, 1981, TV Game Gun. Vending Times, Feb. 1985, p. 63, Captain Hook Pin Game.

Primary Examiner—Bernard Ansher
Assistant Examiner—Prabhakar Deshmukh
Attorney, Agent, or Firm—Rockey, Rifkin and Ryther

[57] CLAIM

The ornamental design for trigger handle switch for pinball type games, as shown and described.

DESCRIPTION

FIG. 1 is a left side elevational view of a trigger handle switch for pinball type games showing our new design; the right side elevational view being a mirror image thereof;
FIG. 2 is a front elevational view thereof;
FIG. 3 is a top plan view thereof;
FIG. 4 is a bottom plan view thereof; and,
FIG. 5 is a rear elevational view thereof.

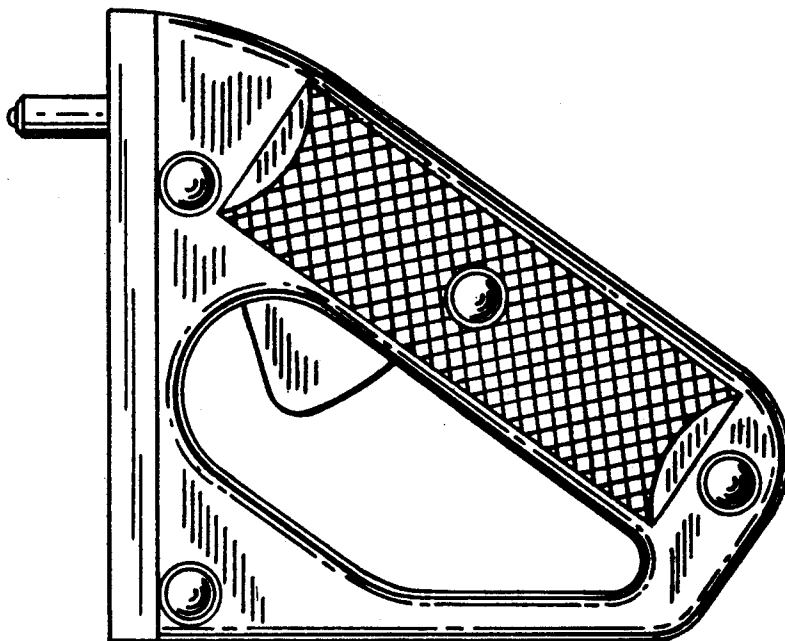


FIG. 1

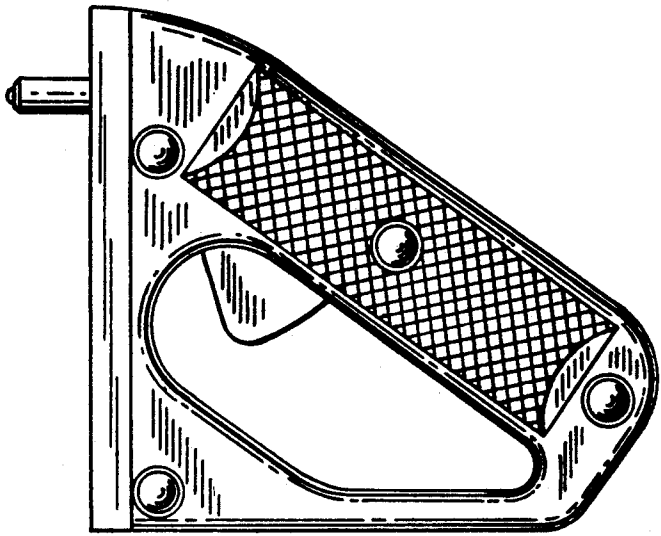


FIG. 2

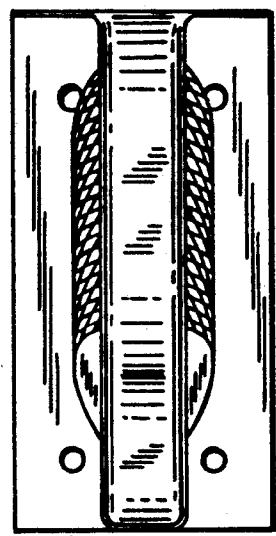


FIG. 3

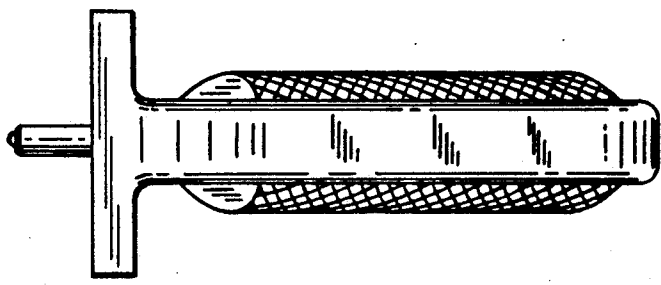


FIG. 5



FIG. 4

