



US00D729731S

(12) **United States Design Patent**
Dasbach

(10) **Patent No.:** **US D729,731 S**

(45) **Date of Patent:** **** May 19, 2015**

(54) **PORTION OF AN ACCUMULATOR**

(71) Applicant: **Robert Bosch GmbH**, Stuttgart (DE)

(72) Inventor: **Gregor Dasbach**, Reutlingen (DE)

(73) Assignee: **Robert Bosch GmbH**, Stuttgart (DE)

(**) Term: **14 Years**

(21) Appl. No.: **29/482,895**

(22) Filed: **Feb. 23, 2014**

(30) **Foreign Application Priority Data**

Aug. 23, 2013 (EM) 002295733

(51) **LOC (10) Cl.** **13-02**

(52) **U.S. Cl.**
USPC **D13/110**

(58) **Field of Classification Search**

USPC D13/110, 101, 107, 108, 118, 133, 162,
D13/184, 199; D15/148, 199; D20/9;
307/43, 46, 66, 67, 151, 152; 310/83,
310/90, 98; 194/215, 216, 220, 225, 228;
237/44, 75; 903/903, 960

See application file for complete search history.

(56) **References Cited**

U.S. PATENT DOCUMENTS

6,328,612 B1 * 12/2001 Chung 439/717
D568,241 S * 5/2008 Heine et al. D13/110

D589,877 S * 4/2009 Wiegmann D13/110
D643,812 S * 8/2011 Kohlrausch D13/110
D644,169 S * 8/2011 Kohlrausch D13/110
D644,170 S * 8/2011 Kohlrausch D13/110
D644,172 S * 8/2011 Kohlrausch D13/110
D644,604 S * 9/2011 Kohlrausch D13/110
D695,217 S * 12/2013 Dasbach D13/110
D695,219 S * 12/2013 Dasbach D13/110

* cited by examiner

Primary Examiner — Derrick Holland

(74) *Attorney, Agent, or Firm* — Maginot, Moore & Beck LLP

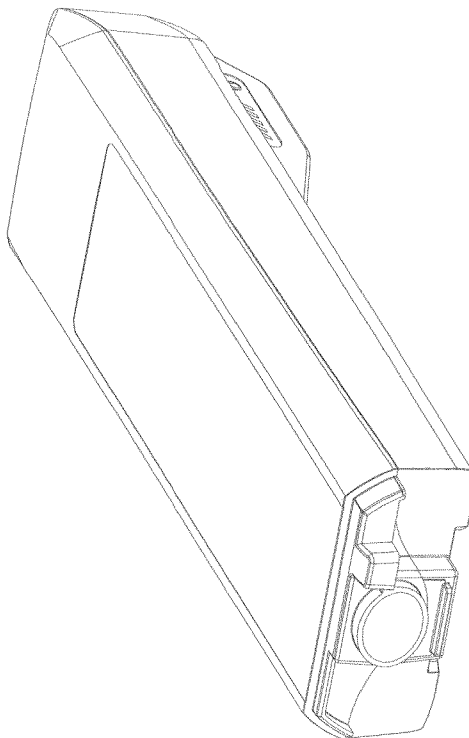
(57) **CLAIM**

The ornamental design for a portion of an accumulator, as shown and described.

DESCRIPTION

FIG. 1 is a perspective view of a portion of an accumulator showing my new design;
FIG. 2 is a right side elevational view thereof;
FIG. 3 is a left side elevational view thereof;
FIG. 4 is a front elevational view thereof;
FIG. 5 is a rear elevational view thereof;
FIG. 6 is a top plan view thereof; and,
FIG. 7 is a bottom plan view thereof.
The broken lines shown represent unclaimed subject matter and form no part of the claimed design.

1 Claim, 7 Drawing Sheets



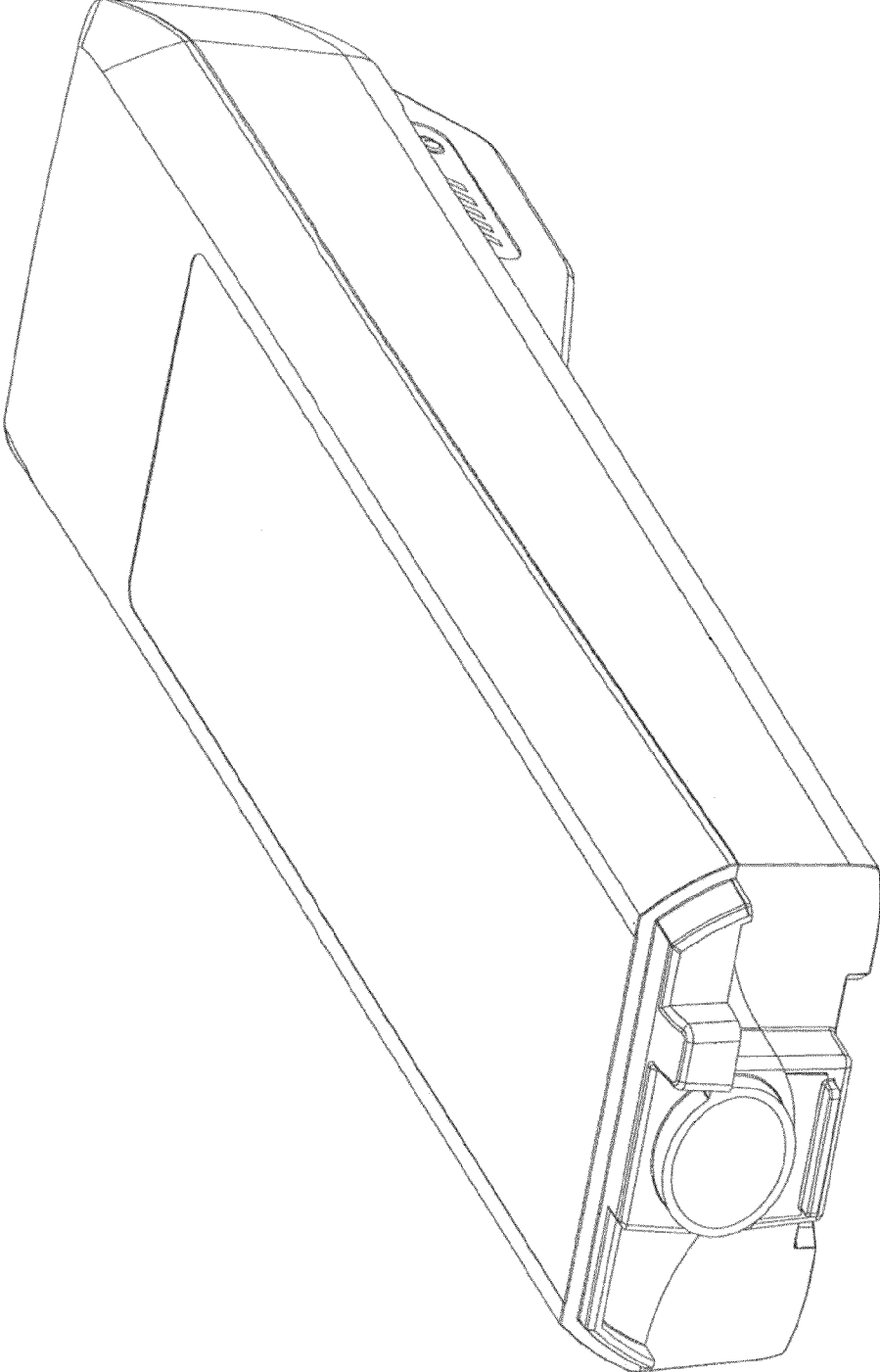


FIG. 1

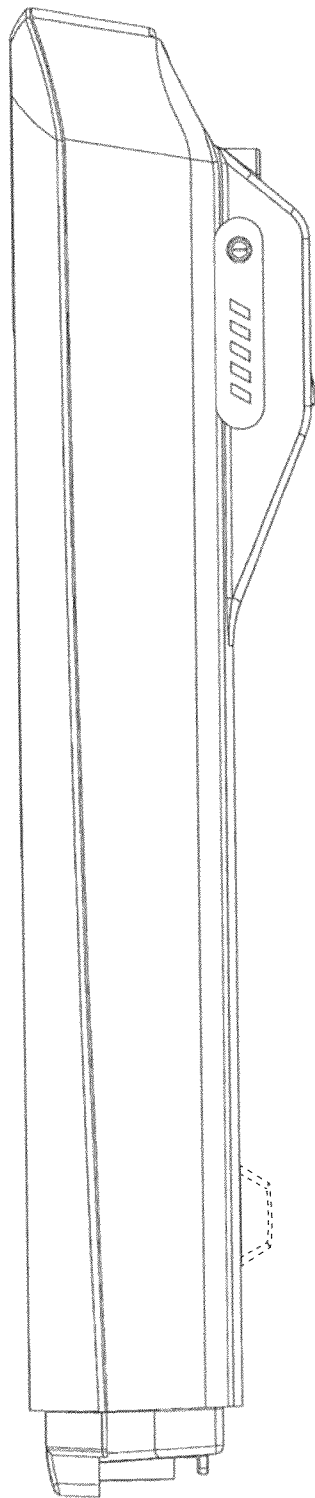


FIG. 2

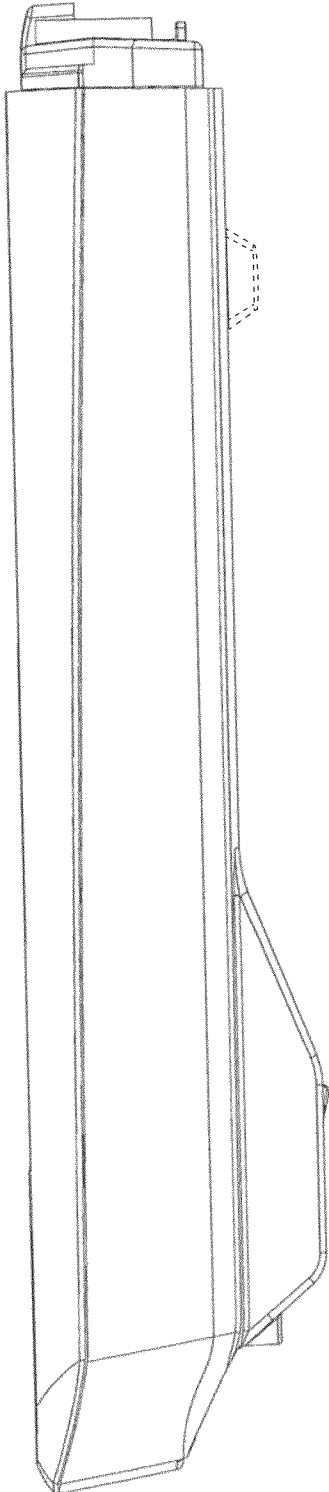


FIG. 3

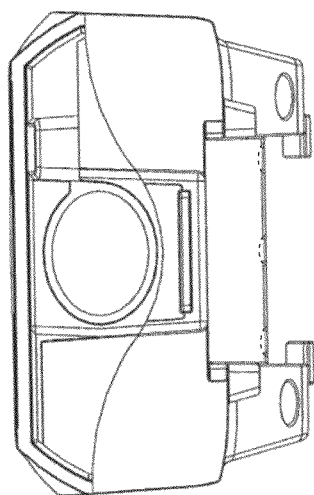


FIG. 4

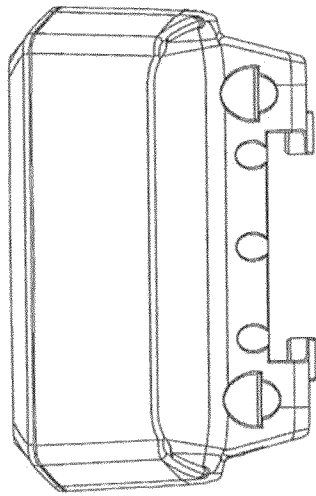


FIG. 5




FIG. 6

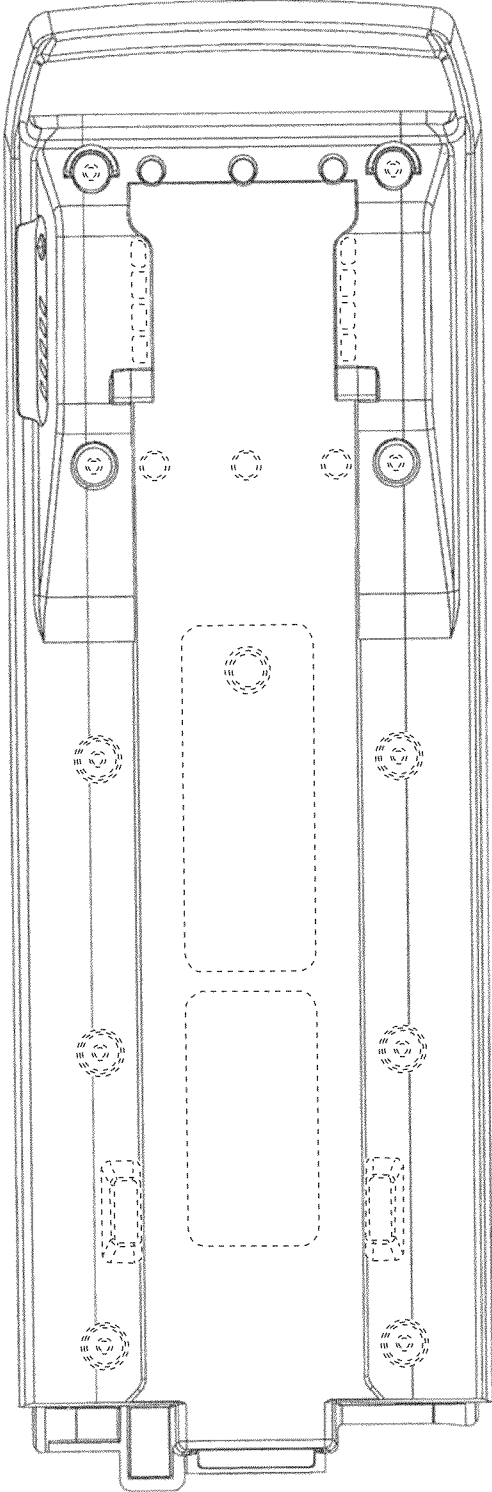


FIG. 7