



US00D638080S

(12) **United States Design Patent**  
**Armstrong**

(10) **Patent No.:** **US D638,080 S**

(45) **Date of Patent:** **\*\* May 17, 2011**

(54) **PUTTING TRAINING APPARATUS**

(76) Inventor: **Trevor Armstrong, Keller, TX (US)**

(\*\*) Term: **14 Years**

(21) Appl. No.: **29/349,747**

(22) Filed: **Apr. 29, 2010**

(51) **LOC (9) Cl.** ..... **21-02**

(52) **U.S. Cl.** ..... **D21/791**

(58) **Field of Classification Search** ..... D21/789,  
D21/791; D7/604, 606, 619.2, 625; 473/251–256,  
473/157, 159, 162

See application file for complete search history.

(56) **References Cited**

**U.S. PATENT DOCUMENTS**

2,264,802	A	*	12/1941	Kohl	.....	473/280
3,540,735	A	*	11/1970	Miller	.....	473/267
D220,769	S	*	5/1971	LaHue	.....	D21/709
D306,632	S	*	3/1990	Gouin	.....	D21/794
D312,292	S	*	11/1990	Retacco et al.	.....	D21/794
D359,993	S	*	7/1995	Pelletier et al.	.....	D21/709
D367,907	S	*	3/1996	Sandstrom et al.	.....	D21/794
D378,117	S	*	2/1997	Aleamoni	.....	D21/794
D378,516	S	*	3/1997	Smith et al.	.....	D14/403
D400,440	S	*	11/1998	Tucker	.....	D9/451
D419,388	S	*	1/2000	Hansen	.....	D7/606
D425,706	S	*	5/2000	Calderone	.....	D9/668
D444,838	S	*	7/2001	Loredo	.....	D21/791

D458,260	S	*	6/2002	Moss et al.	.....	D14/403
D462,962	S	*	9/2002	Moss et al.	.....	D14/403
D503,085	S	*	3/2005	McGrath, Jr.	.....	D8/395
D506,235	S	*	6/2005	Kriewis et al.	.....	D21/709
D527,066	S	*	8/2006	Greiner	.....	D21/791
D541,111	S	*	4/2007	Morgan et al.	.....	D7/625
D570,434	S	*	6/2008	Guldenring	.....	D21/718
D586,419	S	*	2/2009	Tonkin	.....	D21/791
D605,719	S	*	12/2009	Bernal-Silva et al.	.....	D21/791
D607,527	S	*	1/2010	Bernal-Silva et al.	.....	D21/791
2007/0093308	A1	*	4/2007	Rice	.....	473/157

\* cited by examiner

*Primary Examiner* — Mitchell I Siegel

(74) *Attorney, Agent, or Firm* — Schultz & Associates, P.C.

(57) **CLAIM**

The ornamental design for a putting training apparatus, as shown and described.

**DESCRIPTION**

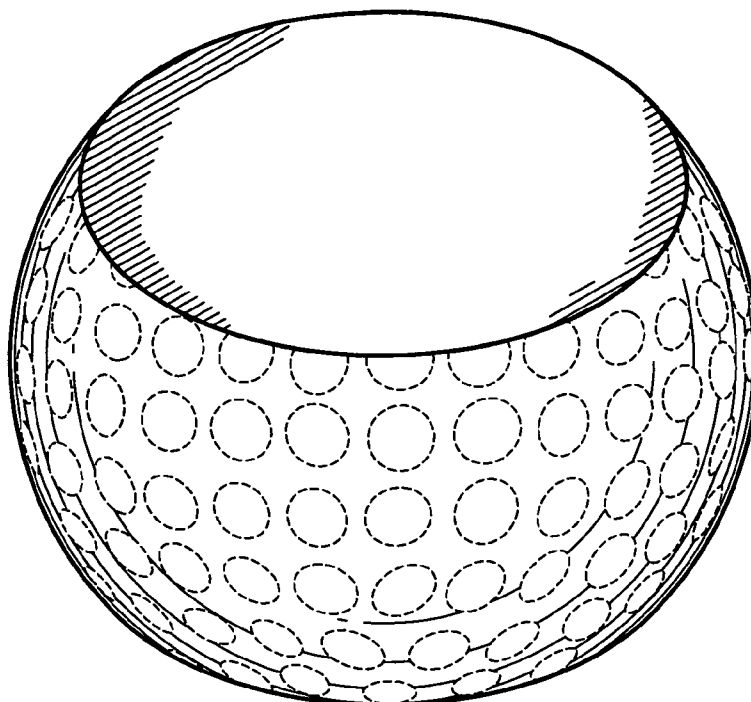
FIG. 1 is a top view of the putting training apparatus in accordance with the present invention;

FIG. 2 is a side elevation view of the putting training apparatus in accordance with the present invention; and,

FIG. 3 is an isometric view of the putting training apparatus in accordance with the present invention.

The broken lines form no part of the claimed design.

**1 Claim, 2 Drawing Sheets**






FIG. 1

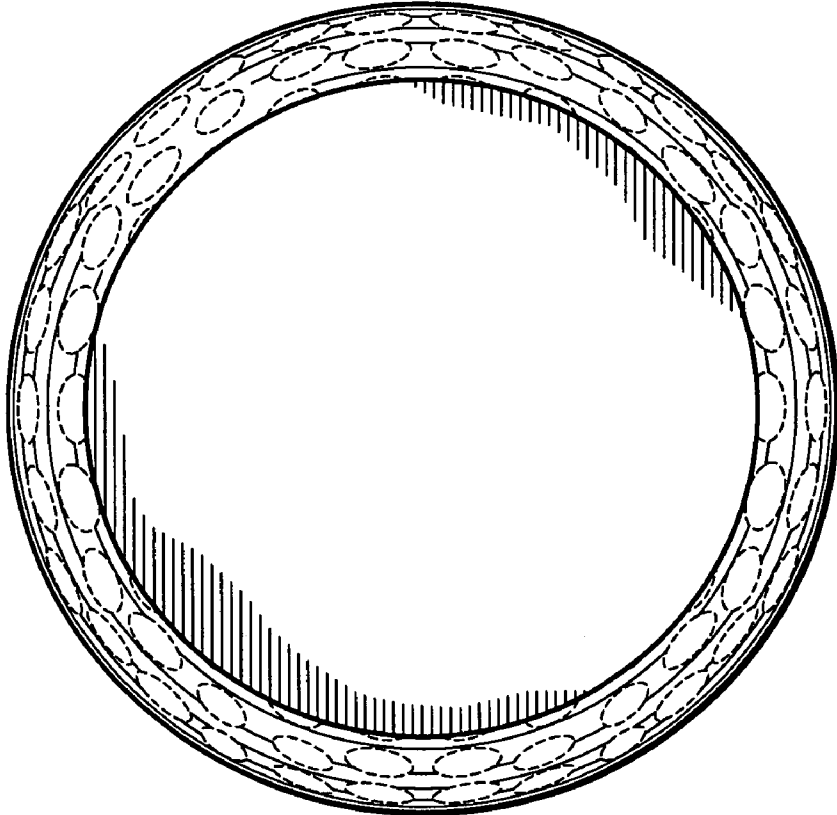
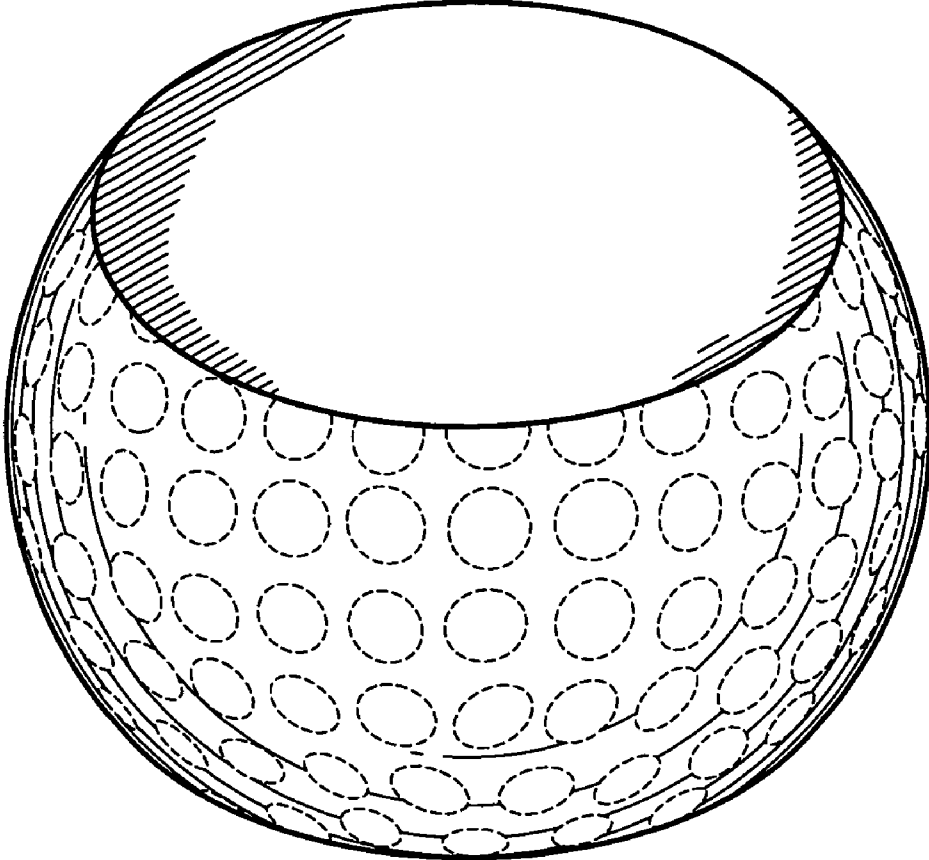


FIG. 2



*FIG. 3*