



US00D464899S

(12) **United States Design Patent** (10) **Patent No.:** **US D464,899 S**
Bulgari (45) **Date of Patent:** **** Oct. 29, 2002**

(54) **BRACELET**
(75) Inventor: **Paolo Bulgari, Rome (IT)**
(73) Assignee: **Bulgari SpA, Rome (IT)**
(**) Term: **14 Years**
(21) Appl. No.: **29/141,364**
(22) Filed: **May 4, 2001**
(30) **Foreign Application Priority Data**

Nov. 6, 2000 (XH) DMA/005160

(51) **LOC (7) Cl.** **11-02**
(52) **U.S. Cl.** **D11/4**
(58) **Field of Search** D11/1-25, 93-95,
D11/36-38, 42, 86; 63/1, 6-11, 15.4, 3,
3.1, 4, 5.1, 9, 38; 59/78-84; D10/32; 224/175

(56) **References Cited**
U.S. PATENT DOCUMENTS
1,935,504 A * 1/1933 Hargreaves 63/7


1,938,206 A * 12/1933 Bigney 63/7
D91,604 S * 2/1934 Connrer D11/4

* cited by examiner
Primary Examiner—Ralf Seifert
(74) *Attorney, Agent, or Firm*—Reising, Ethington, Barnes, Kisselle, Learman & McCulloch, P.C.

(57) **CLAIM**
The ornamental design for a bracelet, as shown and described.

DESCRIPTION
FIG. 1 is a front view of a bracelet showing my new design;
FIG. 2 is a left side elevation view;
FIG. 3 is a rear elevation view;
FIG. 4 is a right side elevation view;
FIG. 5 is a top plan view;
FIG. 6 is a bottom plan view; and,
FIG. 7 is a perspective view.

1 Claim, 1 Drawing Sheet



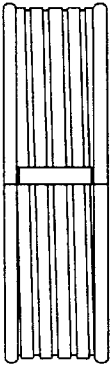


FIG. 1

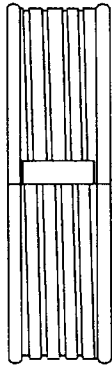


FIG. 2



FIG. 3

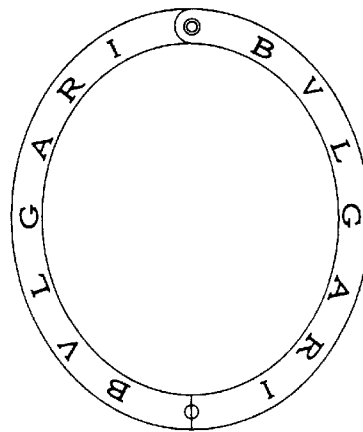


FIG. 4

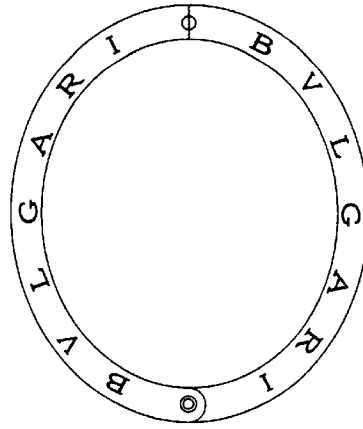


FIG. 5

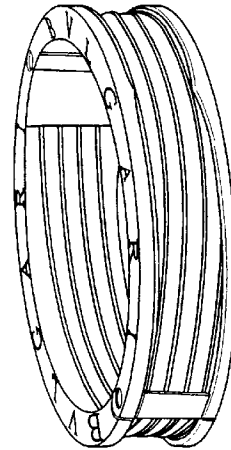


FIG. 6

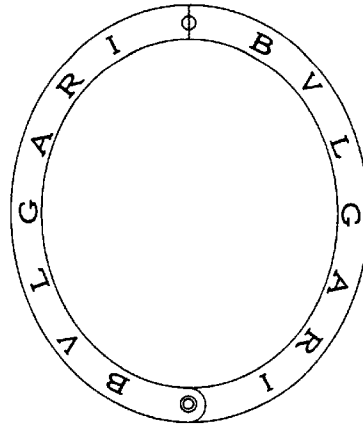


FIG. 7