



US00D821854S

(12) **United States Design Patent**
Berman

(10) **Patent No.:** **US D821,854 S**

(45) **Date of Patent:** **** Jul. 3, 2018**

(54) **CLIP**
(71) Applicant: **True Brands Limited**, Poole (GB)
(72) Inventor: **Lee Berman**, Bournemouth (GB)
(73) Assignee: **True Brands Limited**, Poole (GB)
(**) Term: **15 Years**

D626,393 S *	11/2010	Ormsbee	D8/18
D637,473 S *	5/2011	Mitchell	D8/336
D646,556 S *	10/2011	Kellegghan	D8/356
D669,764 S *	10/2012	Kellegghan	D8/356
D702,106 S *	4/2014	Weinberg	D8/356
D762,460 S *	8/2016	Gobbi	D8/356
D775,513 S *	1/2017	Kellegghan	D8/356
2016/0153487 A1*	6/2016	Hollinger	F16B 45/02 24/376

* cited by examiner

(21) Appl. No.: **29/582,134**
(22) Filed: **Oct. 25, 2016**

Primary Examiner — Cynthia R Underwood
(74) *Attorney, Agent, or Firm* — Thorpe North & Western LLP

(30) **Foreign Application Priority Data**

Jul. 21, 2016 (EP) 003313998-0004

(51) **LOC (11) CL.** **09-06**
(52) **U.S. Cl.**
USPC **D8/356**

(57) **CLAIM**

The ornamental design for the clip, as shown and described.

(58) **Field of Classification Search**
USPC D8/356, 367
CPC F16L 3/13; F16L 3/26; A47G 23/0225;
A47G 25/06; A47G 1/16; A47F 5/0846;
D06F 55/00; E04H 17/10; H02G 11/003;
F16B 45/02
See application file for complete search history.

DESCRIPTION

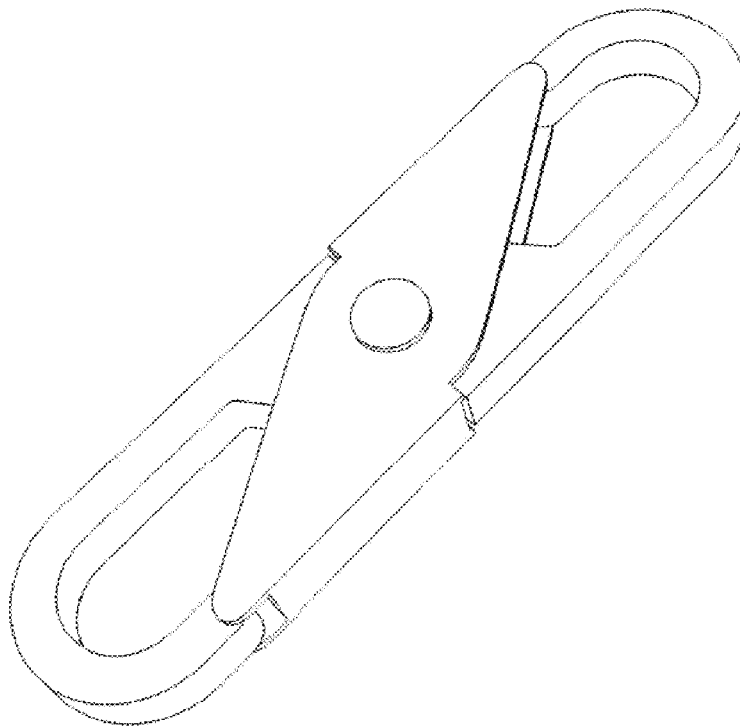
FIG. 1 is a top perspective view of a clip in accordance with my invention;
FIG. 2 is a side view of the clip;
FIG. 3 is a side view of the clip opposite the side view of FIG. 4;
FIG. 4 is a bottom view of the clip; and,
FIG. 5 is a top view of the clip.

(56) **References Cited**

U.S. PATENT DOCUMENTS

D577,574 S *	9/2008	Liang	D8/356
D607,712 S *	1/2010	Kellegghan	D8/356

1 Claim, 4 Drawing Sheets



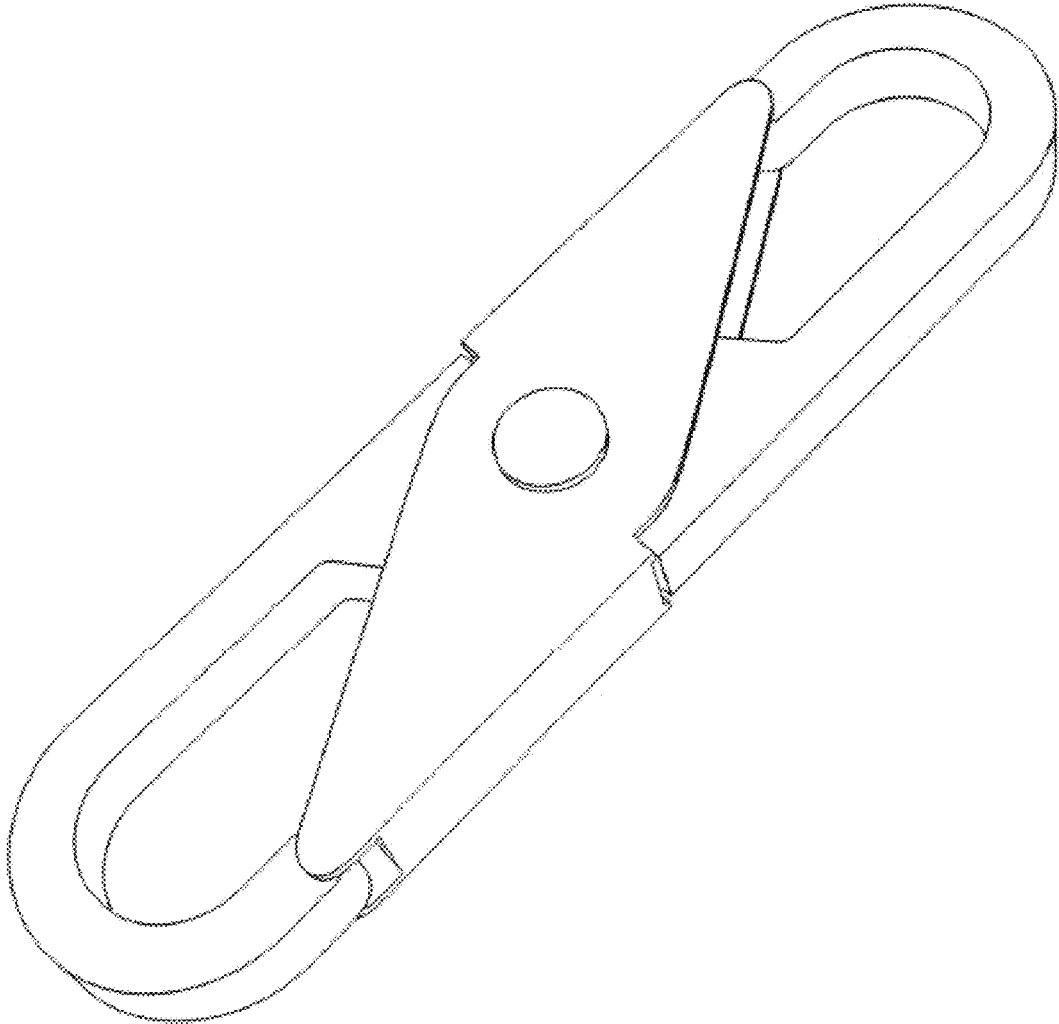


FIG. 1



FIG. 2



FIG. 3

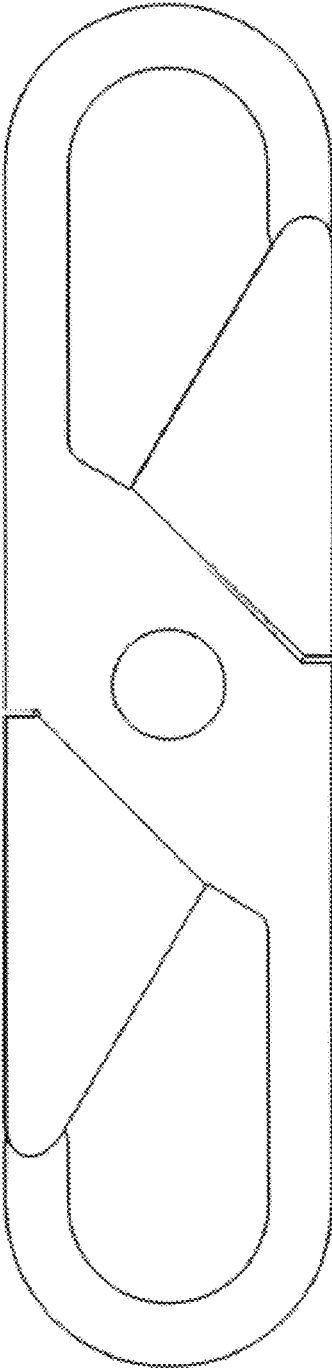


FIG. 4

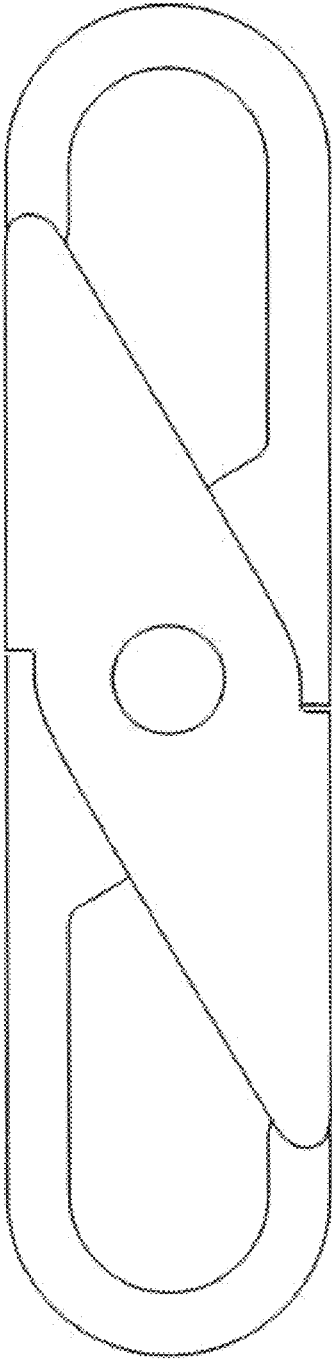


FIG. 5