



US00D414732S

**United States Patent** [19]  
**Redmond**

[11] **Patent Number: Des. 414,732**  
[45] **Date of Patent: \*\* Oct. 5, 1999**

[54] **HITCH ASSEMBLY FOR TRAILER**

D. 357,888 5/1995 Geddes ..... D12/408 X  
D. 365,315 12/1995 Parker, Jr. .... D12/162  
D. 399,803 10/1998 Hilmen ..... D12/162  
3,717,364 2/1973 McClive ..... 280/414.1

[76] Inventor: **Joseph R. Redmond**, 143 Winchell Dr.,  
Syracuse, N.Y. 13209-1447

[\*\*] Term: **14 Years**

*Primary Examiner*—Doris V. Coles  
*Assistant Examiner*—Stacia Sinuik  
*Attorney, Agent, or Firm*—Dougherty & Associates

[21] Appl. No.: **29/098,380**

[22] Filed: **Dec. 28, 1998**

[57] **CLAIM**

The ornamental design for hitch assembly for trailer, as shown and described.

**Related U.S. Application Data**

**DESCRIPTION**

[63] Continuation-in-part of application No. 29/081,167, Dec. 23, 1997, Pat. No. Des. 407,358.

FIG. 1 is a perspective view of my hitch assembly for trailer showing my new design;  
FIG. 2 is a reduced top view thereof;  
FIG. 3 is a reduced left side view of FIG. 2;  
FIG. 4 is a reduced front elevational view thereof, the rear view being a mirror image;  
FIG. 5 is a reduced right side elevational view thereof; and,  
FIG. 6 is a reduced bottom view thereof.  
The broken line showing of environment is for illustrative purposes only and forms no part of the claimed design.

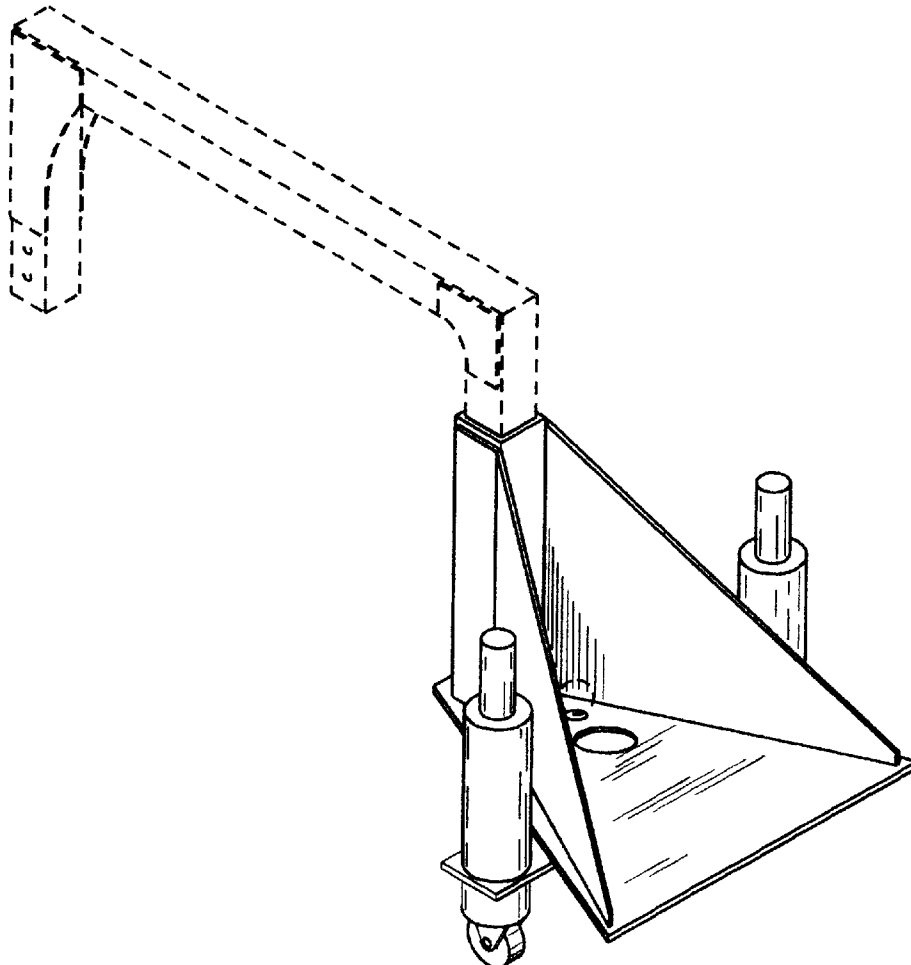
[51] **LOC (6) Cl.** ..... **12-16**  
[52] **U.S. Cl.** ..... **D12/162**  
[58] **Field of Search** ..... D12/162, 400,  
D12/408; 280/414.1, 414.2, 476.1, 504,  
505, 433, 434, 491.1-491.4, 423.1, 425.1,  
425.2

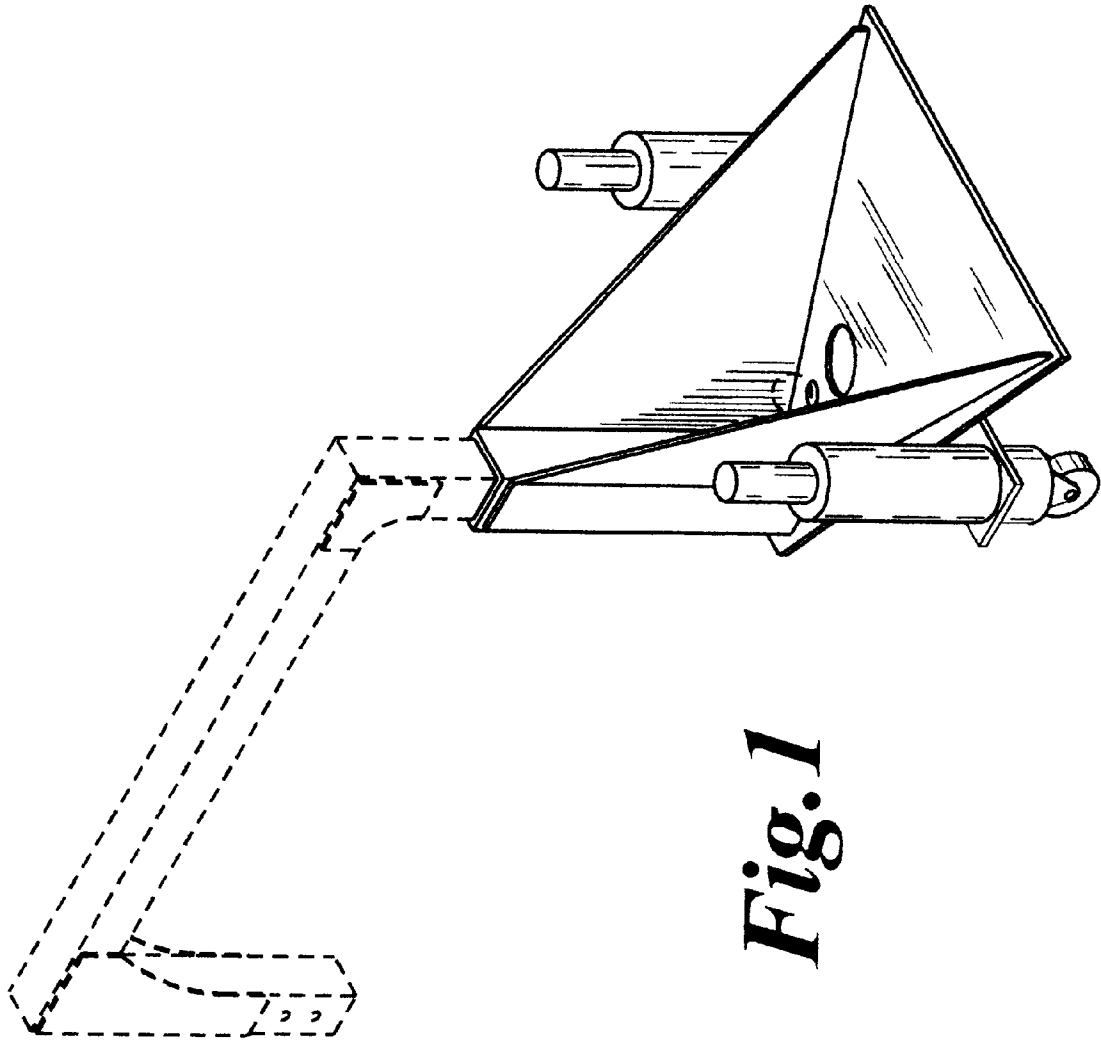
[56] **References Cited**

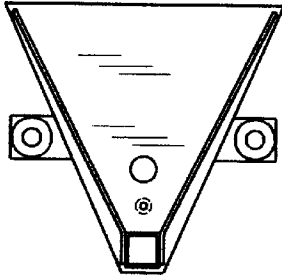
**U.S. PATENT DOCUMENTS**

D. 354,263 1/1995 Clark et al. .... D12/162

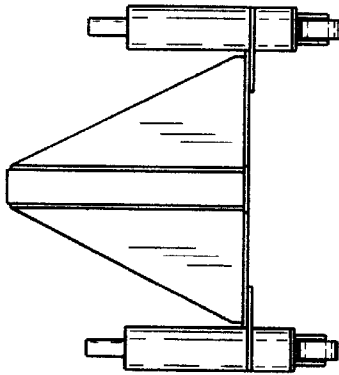
**1 Claim, 2 Drawing Sheets**



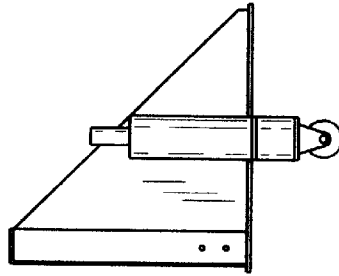




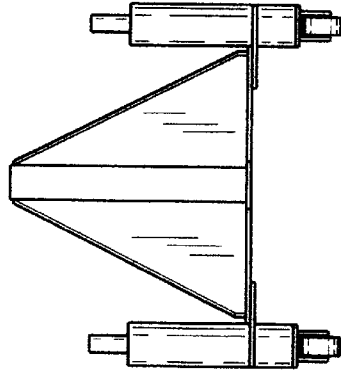
*Fig. 2*



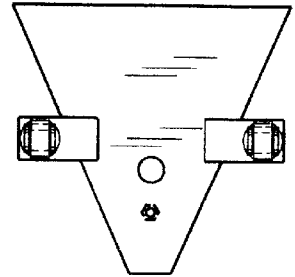
*Fig. 3*



*Fig. 4*



*Fig. 5*



*Fig. 6*