



US00D974245S

(12) **United States Design Patent**
Liu

(10) **Patent No.:** **US D974,245 S**

(45) **Date of Patent:** **** Jan. 3, 2023**

(54) **RADIATOR FOR AUTOMOTIVE APPLICATIONS**

(71) Applicant: **Resource Intl Inc.**, New Castle, DE (US)

(72) Inventor: **Ye Liu**, New Castle, DE (US)

(73) Assignee: **Resource Intl Inc.**, New Castle, DE (US)

(**) Term: **15 Years**

(21) Appl. No.: **29/652,925**

(22) Filed: **Jan. 12, 2021**

(51) **LOC (14) Cl.** **12-16**

(52) **U.S. Cl.**
USPC **D12/166**

(58) **Field of Classification Search**
USPC D12/164-166
CPC F28F 9/001; F28D 1/05366; F28D 1/0435
See application file for complete search history.

(56) **References Cited**

U.S. PATENT DOCUMENTS

D719,649	S	*	12/2014	Ainley	D23/323
D802,492	S	*	11/2017	Pruitt	D12/166
D802,493	S	*	11/2017	Pruitt	D12/166
D827,795	S	*	9/2018	Junfeng	D23/323
D842,974	S	*	3/2019	Szolony	D23/323
D890,642	S	*	7/2020	Wettig	D12/166
D890,643	S	*	7/2020	Tate	D12/166
D891,318	S	*	7/2020	Platt, Jr.	D15/5
D900,161	S	*	10/2020	Tafe	D15/5
D905,115	S	*	12/2020	Tafe	D15/5
D905,116	S	*	12/2020	Liu	D15/5
D911,226	S	*	2/2021	Tafe	D12/166
D912,701	S	*	3/2021	Tafe	D15/5

D940,013	S	*	1/2022	Wettig	D12/166
D958,946	S	*	7/2022	Huan	D23/323
2012/0080173	A1	*	4/2012	Koberstein	F28D 1/05391 165/173
2013/0299132	A1	*	11/2013	Guilford	F28F 9/0131 29/890.03

OTHER PUBLICATIONS

“DNA Motoring OEM Aluminum Radiator” DNA Motoring., posted date Aug. 30, 2019 [online], [retrieved on Sep. 26, 2022]. Retrieved from the Internet <URL: <https://www.amazon.com/DNA-MOTORING-OEM-RA-1690-Aluminum-Replacement/dp/B07X6CFYZ?th=1>> (Year: 2019).*

(Continued)

Primary Examiner — Darlington Ly

Assistant Examiner — Nasim Abdulaziz Ali

(74) *Attorney, Agent, or Firm* — Condo Roccia Koptiw LLP

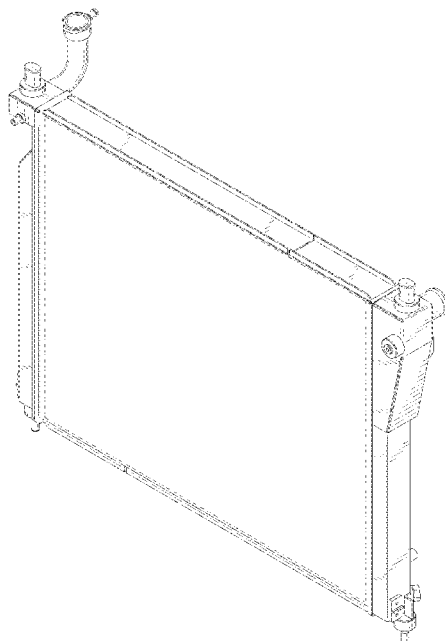
(57) **CLAIM**

The ornamental design for a radiator for automotive applications, as shown and described.

DESCRIPTION

FIG. 1 is a top front perspective view of the radiator for automotive applications showing my new design; FIG. 2 is a front elevation view thereof; FIG. 3 is a rear elevation view thereof; FIG. 4 is a right-side elevation view thereof; FIG. 5 is a left-side elevation view thereof; FIG. 6 is a top plan view thereof; and, FIG. 7 is a bottom plan view thereof. The broken lines shown in the drawings illustrate portions of the radiator for automotive applications that form no part of the claimed design.

1 Claim, 5 Drawing Sheets



(56)

References Cited

OTHER PUBLICATIONS

“Radiator for Dodge Ram” TRQ., posted date Nov. 16, 2017 [online], [retrieved on Sep. 26, 2022]. Retrieved from the Internet <URL: <https://www.amazon.com/Radiator-Dodge-1500-Pickup-Truck/dp/B077J8G4JN>> (Year: 2017).*

“ALLOYWORKS 3 Row All Aluminum Radiator” ALLOYWORKS., posted date Oct. 20, 2016 [online], [retrieved on Sep. 26, 2022]. Retrieved from the Internet <URL: <https://www.amazon.com/ALLOYWORKS-Aluminum-Radiator-2003-2007-Chassis/dp/B077XNCZ71?th=1>> (Year: 2016).*

* cited by examiner

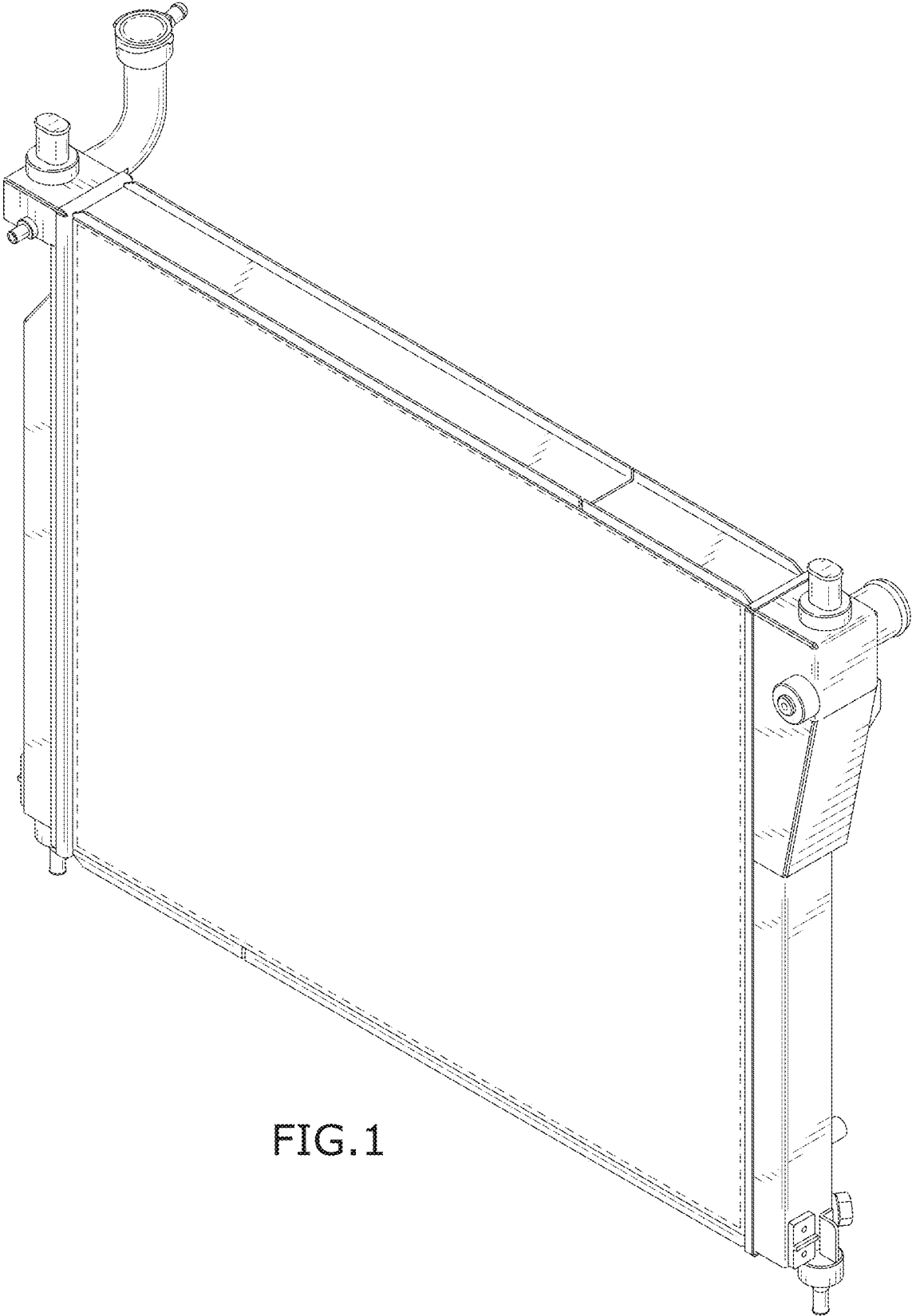


FIG.1




FIG.2




FIG. 3

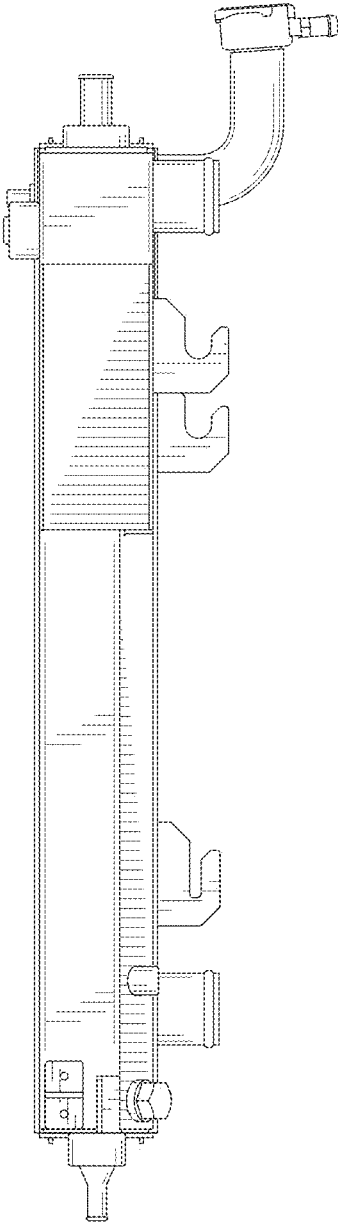


FIG. 4

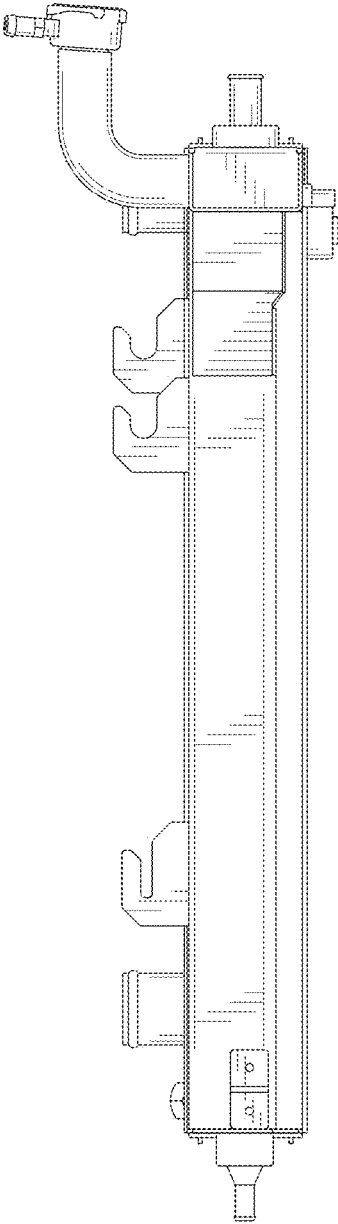


FIG. 5

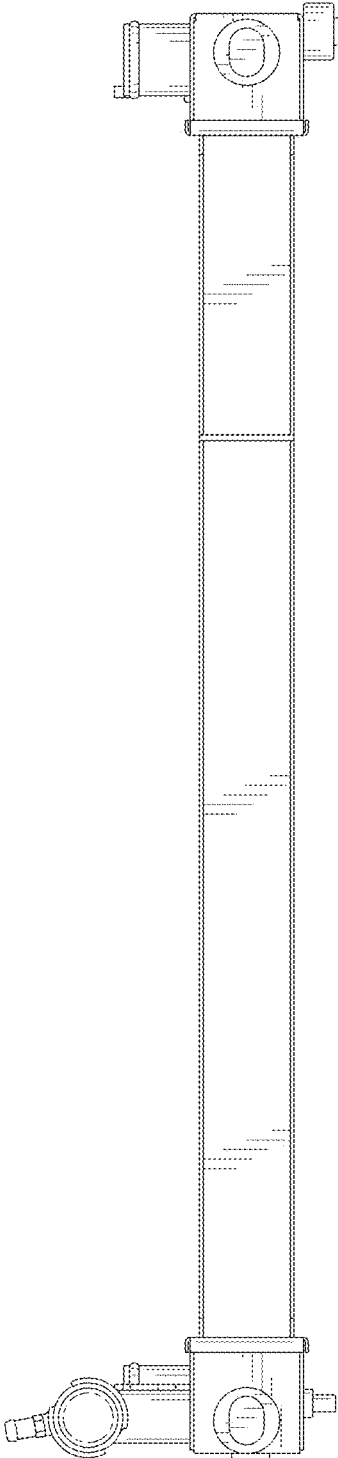


FIG. 6

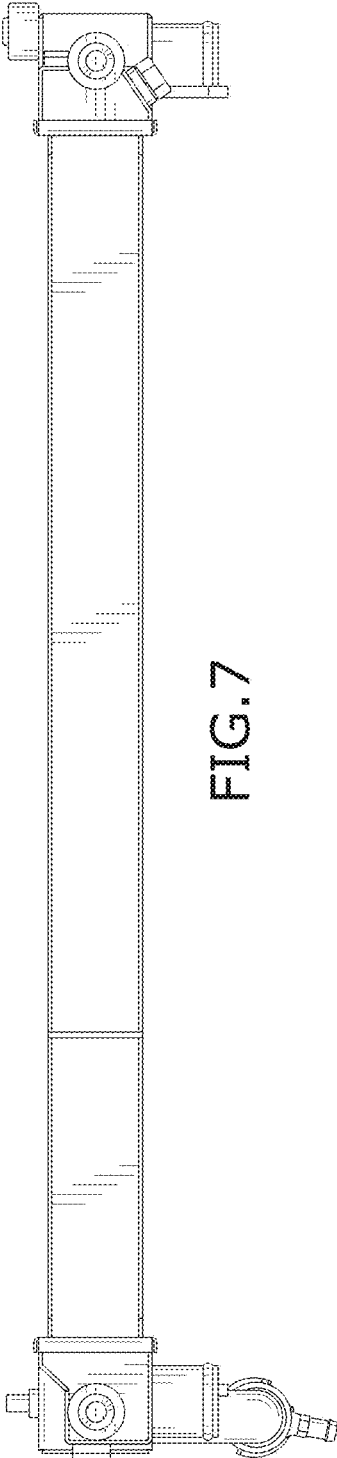


FIG. 7