



US00D763840S

(12) **United States Design Patent**
Hwang

(10) **Patent No.:** **US D763,840 S**

(45) **Date of Patent:** **** Aug. 16, 2016**

(54) **COVER FOR ELECTRONIC DEVICE**

(71) Applicant: **Samsung Electronics Co., Ltd.**,
Suwon-si (KR)

(72) Inventor: **Ji-Woong Hwang**, Seoul (KR)

(73) Assignee: **Samsung Electronics Co., Ltd.**,
Suwon-si (KR)

(**) Term: **14 Years**

(21) Appl. No.: **29/491,074**

(22) Filed: **May 16, 2014**

(30) **Foreign Application Priority Data**

Feb. 19, 2014 (KR) 30-2014-0008267

(51) **LOC (10) Cl.** **14-03**

(52) **U.S. Cl.**
USPC **D14/250**

(58) **Field of Classification Search**
USPC D14/250-253, 440, 203.3-203.7, 217,
D14/496, 248, 238.1, 240, 447, 230, 247,
D14/341, 345, 346, 439; D3/201, 218, 269,
D3/301, 273, 303; D13/103, 107-108;
220/4.02; 248/309.1; 361/679.56;
379/426, 433.11, 455; 455/575.1,
455/575.8; 190/100; 206/305, 320
CPC A45C 2011/002; A45C 11/00; A45C
13/002; A45C 2011/003; H04M 1/0283;
H04M 1/0202; H04M 1/185; H04B 1/3888

See application file for complete search history.

(56) **References Cited**

U.S. PATENT DOCUMENTS

D652,825 S *	1/2012	Bau	D14/238.1
D659,691 S *	5/2012	Kim	D14/250
D673,552 S *	1/2013	Weller	D14/250
D678,327 S *	3/2013	Lee	D14/203.3
D691,601 S *	10/2013	Murchison	D14/250
D694,759 S *	12/2013	Chang	D14/440
D697,941 S *	1/2014	Zhang	D14/496
D706,256 S *	6/2014	Ward	D14/250
D707,215 S *	6/2014	Weller	D14/250
D709,484 S *	7/2014	Yoo	D14/250
D716,282 S *	10/2014	Melanson	D14/250
D716,783 S *	11/2014	Loncar	D14/250
D717,779 S *	11/2014	Dong	D14/250
D719,946 S *	12/2014	Chiang	D14/250
D729,252 S *	5/2015	Smith	D14/440
D737,262 S *	8/2015	Jia	D14/250
D747,306 S *	1/2016	Kim	D14/250

* cited by examiner

Primary Examiner — Sandra Snapp
Assistant Examiner — Holly E Thurman
(74) *Attorney, Agent, or Firm* — NSIP Law

(57) **CLAIM**

I claim the ornamental design for a cover for electronic device, as shown and described.

DESCRIPTION

FIG. 1 is a front perspective view of a cover for electronic device showing my new design;
FIG. 2 is a front view thereof;
FIG. 3 is a rear view thereof;
FIG. 4 is a left-side view thereof;
FIG. 5 is a right-side view thereof;
FIG. 6 is a top view thereof; and,
FIG. 7 is a bottom view thereof.
The broken lines in the figures show portions of the cover for electronic device which form no part of the claimed design.

1 Claim, 5 Drawing Sheets

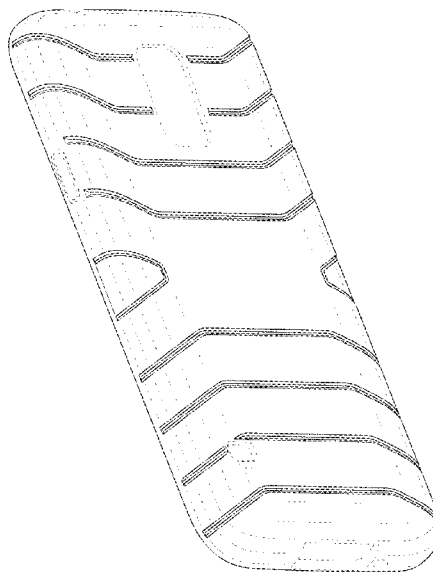


FIG. 1

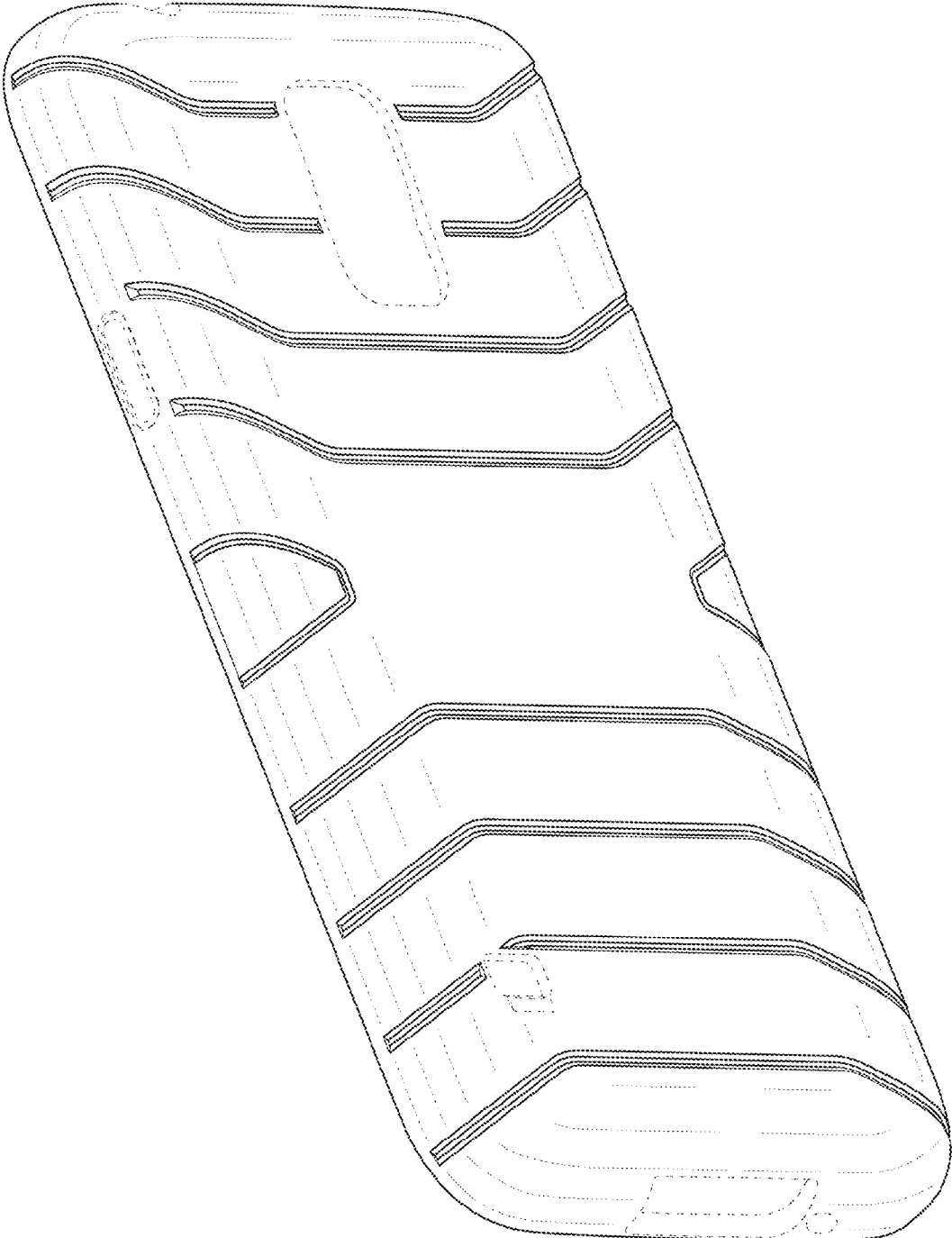


FIG.2

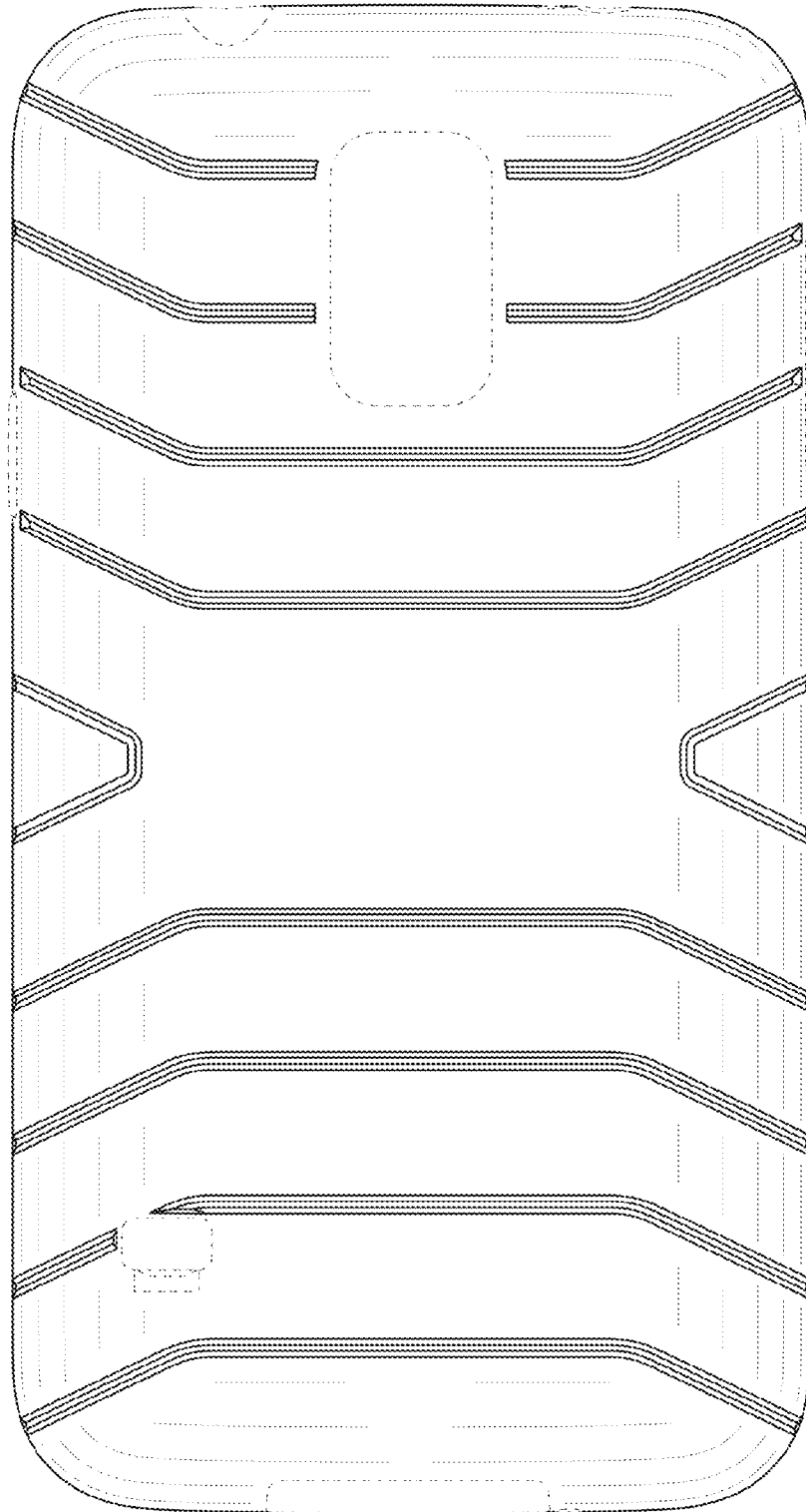


FIG.3

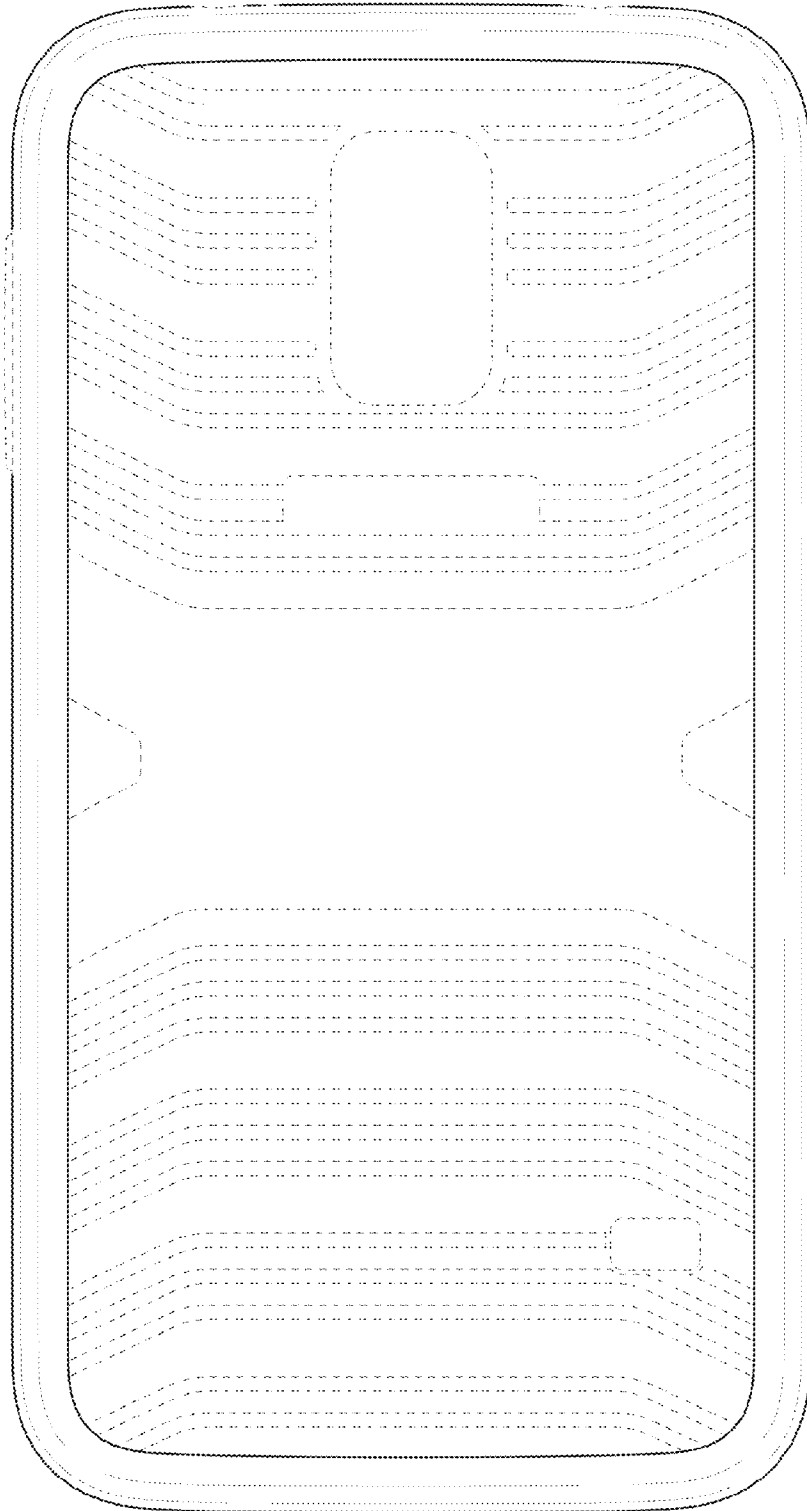


FIG.4

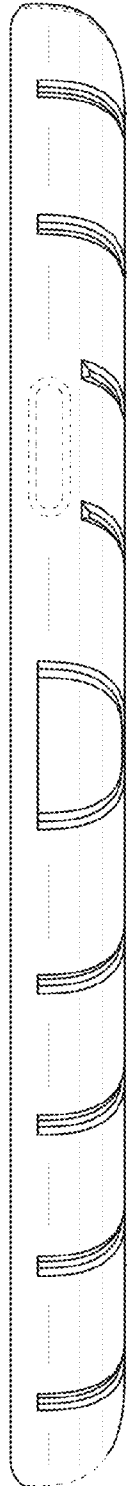


FIG.5

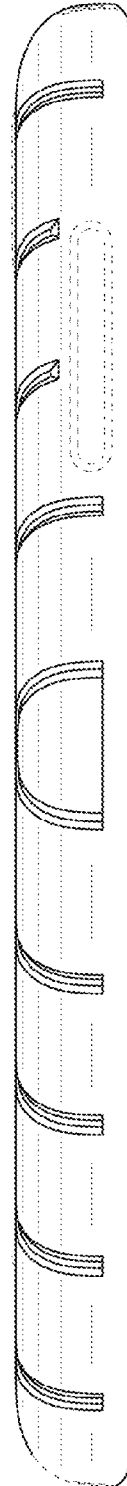


FIG.6




FIG.7

