

(19) World Intellectual Property
Organization
International Bureau



(43) International Publication Date
7 October 2004 (07.10.2004)

PCT

(10) International Publication Number
WO 2004/085038 A1

- (51) International Patent Classification⁷: **B01D 53/86**, 53/32, F01N 3/28
- (21) International Application Number:
PCT/NL2004/000213
- (22) International Filing Date: 29 March 2004 (29.03.2004)
- (25) Filing Language: Dutch
- (26) Publication Language: English
- (30) Priority Data:
1023045 28 March 2003 (28.03.2003) NL
- (71) Applicant (for all designated States except US): **NEDERLANDSE ORGANISATIE VOOR TOEGEPAST-NATUURWETENS CHAPPELIJK ONDERZOEK TNO** [NL/NL]; Schoemakerstraat 97, NL-2628 VK Delft (NL).
- (72) Inventors; and
- (75) Inventors/Applicants (for US only): **OONK, Johan** [NL/NL]; Fabianusstraat 12, NL-7333 AC Apeldoorn (NL). **WILLEMS, Franciscus, Petrus, Thomas** [NL/NL]; Veldmoeren 32, NL-4824 JV Breda (NL). **CREIJGHTON, Yves, Lodewijk, Maria** [NL/NL]; Annastraat 16, NL-2611 VX Delft (NL).
- (74) Agent: **WINCKELS, C., S., J., H., F.**; Vereenigde, Nieuwe Parklaan 97, NL-2587 BN Den Haag (NL).
- (81) Designated States (unless otherwise indicated, for every kind of national protection available): AE, AG, AL, AM, AT, AU, AZ, BA, BB, BG, BR, BW, BY, BZ, CA, CH, CN, CO, CR, CU, CZ, DE, DK, DM, DZ, EC, EE, EG, ES, FI, GB, GD, GE, GH, GM, HR, HU, ID, IL, IN, IS, JP, KE, KG, KP, KR, KZ, LC, LK, LR, LS, LT, LU, LV, MA, MD, MG, MK, MN, MW, MX, MZ, NA, NI, NO, NZ, OM, PG, PH, PL, PT, RO, RU, SC, SD, SE, SG, SK, SL, SY, TJ, TM, TN, TR, TT, TZ, UA, UG, US, UZ, VC, VN, YU, ZA, ZM, ZW.
- (84) Designated States (unless otherwise indicated, for every kind of regional protection available): ARIPO (BW, GH, GM, KE, LS, MW, MZ, SD, SL, SZ, TZ, UG, ZM, ZW), Eurasian (AM, AZ, BY, KG, KZ, MD, RU, TJ, TM), European (AT, BE, BG, CH, CY, CZ, DE, DK, EE, ES, FI, FR, GB, GR, HU, IE, IT, LU, MC, NL, PL, PT, RO, SE, SI, SK, TR), OAPI (BF, BJ, CF, CG, CI, CM, GA, GN, GQ, GW, ML, MR, NE, SN, TD, TG).
- Published:**
— with international search report
— before the expiration of the time limit for amending the claims and to be republished in the event of receipt of amendments
- For two-letter codes and other abbreviations, refer to the "Guidance Notes on Codes and Abbreviations" appearing at the beginning of each regular issue of the PCT Gazette.

(54) Title: PURIFICATION OF OFF-GASES FROM GAS-FIRED PLANTS

(57) Abstract: The invention relates to a method and apparatus for purifying off-gasses of gas-fired plants. According to the invention, just methane or both methane and Nox contents in an off-gas stream of a plant are reduced by contacting the off-gas stream with a plasma and a catalyst.

WO 2004/085038 A1

Title: Purification of off-gases from gas-fired plants

The invention relates to a method and apparatus for purifying off-gases from gas-fired plants and specifically gas engines.

Gas engines are used *inter alia* for combined heat and power (CHP) generation and for this reason are used to an increasing extent because in
5 this way energy savings, and hence a reduction of CO₂ emissions, can be accomplished. However, a drawback is that small-scale energy generation with CHP gas engines leads to increased emissions of NO_x and methane compared with large-scale electricity generation in power stations.

In recent research, the methane problems have been mapped and the
10 methane slip is estimated to be 1.8% of the primary fuel deployment (see: Gastec, 2001: Kwaliteit gasmotoren in Nederland [Gas engine quality in the Netherlands], Gastec report GL/010476, Gastec, Apeldoorn). Methane is a greenhouse gas which, on a weight basis, is 21 times stronger than CO₂ (100 years of integration time, including indirect effects). However, methane slip
15 not only means a contribution to the greenhouse effect, so that the favorable effect of CHP on CO₂ emissions is partly undone again; methane slip also means a reduction of the efficiency of the plant. For all sources of non-CO₂ greenhouse gases, it is currently being investigated what the possibilities are for emission reduction.

20 The NO_x emission of a gas engine is considerably higher than that of large-scale energy generation. As a result of increased CHP in the Netherlands, the reduction of acidifying emissions in the Netherlands has slowed down. According to the expectations of the Energy Research Center of the Netherlands (ECN), the CHP engine fleet will grow in the next 10
25 years, and with unchanged regulations NO_x emissions will increase proportionally. For Europe a similar growth is expected (see: ECN, 2000: "Mogelijke effecten van NO_x-beleid op het warmte-krachtpotentieel"

[Possible effects of NO_x policy on the heat-power potential"], ECN report ECN-C--00-111).

Controlling simultaneous NO_x and methane emissions by taking engine measures as a rule presents problems in gas engines, since there is a trade-off between methane and NO_x emissions and also between energy consumption (CO₂ emission) and NO_x emission: engine settings that are favorable in respect of NO_x are often unfavorable in respect of methane emission and the energy consumption.

There are a number of possibilities for emission reduction of the individual components, NO_x and methane. For NO_x emission reduction, engine measures can be taken, but the reduction potential of NO_x is limited to about 50% and these measures often result in an increase of the methane emission and a rise of the energy consumption. Another measure for NO_x emission reduction is selective catalytic reduction (SCR) of NO_x using ammonia or urea. However, on the scale of a gas engine, this is a relatively expensive measure, which moreover requires additional deployment of energy-rich co-reagents. For methane emission reduction there is no proven technology yet, not least because emission requirements for methane are currently still lacking. However, there are a number of possibilities. Engine measures can reduce emissions, but often result in an increase of the NO_x emission. Further, methane in the waste gases may be catalytically oxidized, though with limited conversion efficiencies.

Methane-deNO_x is proposed as a measure for emission reduction of both components in the case of lean-burn gas engines; however, the measure is not yet available on a realistic or pilot scale, while on a lab scale, efficiencies of NO_x emission reduction remain limited under the more realistic conditions to 50% at a maximum (see for instance: Tena E. *et al.*, "Cogeneration and SCR of NO_x by natural gas: advances towards commercialisation", NOXCONF 2001, Paris). According to the literature, SCR of NO_x with methane does not proceed, or proceeds very slowly, so that

very high contact times (corresponding to very low gas velocities, for instance expressed in gas hourly space velocity, GHSV) are needed to come to an acceptable NO_x conversion. According to the literature, such low GHSV values render practical application impossible. Moreover, the catalytic conversion of NO_x with CH₄ does not proceed selectively. This limitation in selectivity is caused by the chemical stability of methane, which only becomes reactive at elevated temperature. At this elevated temperature, the catalytic reaction of CH₄ with NO_x is not selective anymore with respect to the non-catalytic reaction with combustion air.

Another technology for DeNox is the selective catalytic reduction of NO_x with hydrocarbons, in particular higher hydrocarbons. It proceeds especially efficiently and selectively when olefins (such as propene) are used as reductant. In the use of aliphatics (propane, butane), the reaction proceeds less successfully.

A possibility for simultaneous emission reduction of NO_x and CH₄ involves the switch to stoichiometric combustion in a gas engine. Given such a stoichiometric combustion, a three-way catalyst can be used for the simultaneous removal of NO_x, CO and higher hydrocarbons. A stoichiometric combustion entails a few drawbacks where the heavier-duty engines or engines with a high specific load are concerned, such as a lowered energetic efficiency and an increased thermal loading.

In virtually every petrol-powered passenger car driving around at the moment, a stoichiometric combustion with three-way catalyst is used successfully. However, because methane in the exhaust gases of a gas engine is much less reactive than the higher hydrocarbons from an engine running, for instance, on petrol, the efficiency of a three-way catalyst in the emission reduction of specifically CH₄ remains limited when CNG is used as fuel.

US-B1-6 357 223 discloses a method for converting compounds that can poison catalysts in off-gas streams. To this end, these compounds are

reacted with particular active compounds, which are formed from water vapor or other gases, utilizing e.g. UV light or corona discharge. In this method, *inter alia* NO₂ may be formed, which is not desired.

The object of the present invention is to provide a solution to at least
5 a part of the above-mentioned problems and is specifically directed to purification of off-gases from gas-fired plants. The crux of the problem is that methane, compared with other hydrocarbons, is insufficiently reactive. By making use of a plasma, methane is converted into more reactive components, which are better able to perform the desired catalytic reactions.
10 It has been found that off-gas streams of gas-fired plants can be very suitably treated in a step in which so-called plasma assisted catalytic methane conversion is carried out. According to the invention, the methane can be converted with the aid of oxygen (for instance coming from the air; “plasma-assisted oxy-cat”), so that a decrease in the methane content is
15 obtained. Also, the methane can be converted with NO_x present in the off-gas (“plasma assisted methane-DeNO_x”), whereby a reduction of both NO_x and methane can be achieved in that NO_x is reduced by the methane present. Accordingly, the invention concerns a method for reducing methane contents, and possibly NO_x contents, in an off-gas stream of a gas engine,
20 wherein the off-gas stream is contacted with a plasma and a catalyst. According to the invention, the whole off-gas stream, or at least a substantial part thereof, is subjected to *in situ* plasma treatment, in contrast to the method of US-B1-6 357 223, where only a fraction of the off-gas stream is passed through a corona discharge reactor, a so-called
25 remote corona application.

Moreover, according to the invention, each part of the off-gas is contacted with radicals which are generated, spatially well distributed, in the plasma reactor. Because of short radical recombination times (order of magnitude is typically 1 to 100 microseconds), the radicals produced in a

remote corona discharge will be less effective for the intended chemical conversion of NOx.


Thus, an emission reduction of CH₄ and if desired NOx is obtained, moreover with possibilities of increasing the total efficiency (sum of energetic and thermal efficiency) of the gas-fired plant. According to the invention, it is for instance possible, in a gas engine, to raise the compression ratio, to advance ignition, or to set the air/fuel ratio such that a lower fuel consumption is realized and the energy demand of the plasma is compensated. This setting yields a lower hydrocarbon emission and the increase of the NOx is undone by the plasma assisted catalytic reduction of NOx.

Fig. 1 schematically shows two embodiments according to the invention. In the embodiment according to Fig. 1A, the off-gas of a gas engine is first passed through a plasma reactor and subsequently through the catalyst bed. In the embodiment schematically represented in Fig. 1B, the plasma reactor and the catalyst bed are integrated.

The invention is specifically effective because the exhaust gas in most cases contains sufficient methane to reduce NOx completely. Should this not be the case, the methane content in the exhaust gas can be increased relatively simply through a different setting of the plant.

Although it cannot be stated with certainty what the most active components are that play a role in the chemistry of the present invention, it is assumed – without wishing to be bound to any theory – that according to the invention the following reactions occur.

In the plasma, there are free electrons with a characteristic electron energy in the range of 1-10 eV. The free electrons generate a large variety of chemically reactive particles in the exhaust gas, such as radicals (OH) and ions (CH₃[·]). CH₄ is converted both in a direct manner by electrons and in an indirect manner by radicals and ions. An occurring direct reaction is dissociative coupling of electrons with CH₄:



In addition, in the plasma reactor, nitrogen monoxide (NO) is
5 converted according to:



The reduction takes place on the catalyst:

10



Although a plasma reactor is capable of activating gas molecules, the
reduction of NO_x to N₂ cannot be effectively accomplished with it. Similarly,
15 known catalysts for catalytic conversion of NO_x with the aid of
hydrocarbons under realistic conditions are not suitable for the conversion
of methane and NO_x to water, CO₂ and nitrogen. Surprisingly, with the
combination according to the invention, it has been found that an effective
reduction of NO_x with methane can be achieved.

20 For catalytic conversion of NO_x with methane, it is important that
direct conversion of methane to CO₂ proceeds in a controlled manner,
because CO₂ is not reactive anymore in the catalytic conversion of NO_x;
however, complete conversion of CH₄, either in reaction with NO_x or in
reaction with O₂ from combustion air remains desired. According to the
25 invention, the controlled conversion of CH₄ is accomplished by use of the
plasma. Again without wishing to be bound to any theory, it is assumed that
the first oxidation step of CH₄ in the presence of plasma is no longer
velocity-determinative (whereas this step *is* velocity-determinative in
"conventional" oxidation of CH₄, that is, oxidation – combustion – without

use of a plasma, because this first oxidation of CH₄ then has the highest activation energy). Through use of the plasma, the forming reactions of all oxidation products from methane (CH₃OH, CH₂O, CO, H₂) have a more or less equal, low, activation energy and these components will be formed in a more selective manner.

According to the invention, the plasma is generated by ionization of the components in the gases by means of a high electrical or electromagnetic field (for instance generated by microwaves). A suitable plasma reactor provides discharges at relatively high electrical fields (as a rule *ca.* 1-100 kV/cm, typically 10 kV/cm). As a result, free electrons, reactive radicals, ions and partially oxygenated compounds (CH_xO_y) are formed in the gaseous phase. The relatively high electrical fields are necessary because the pressure is also relatively high, viz. approximately atmospheric (this is high compared with customary plasma applications). Preferably, an AC voltage is used, which preferably has a frequency of 10 Hz to 100 kHz, typically *ca.* 1 kHz. Preferably, the electrical field is generated between a pair of electrodes, at least one of the electrodes being fully insulated from the off-gas by an electrically insulating layer consisting of, for instance, glass or ceramic. Because of the homogeneous spatial distribution of plasma filaments, which enable an effective *in situ* treatment of the complete gas stream, the power density (W/cm³) of the plasma can remain limited. The power density of the plasma is determined to a large extent by the frequency of the plasma. This frequency is preferably below 1 kHz.

Preferably, the plasma is maintained with the aid of a partial discharge. Preferably, the partial discharge is generated by the use of a dielectric, such as ceramic or glass, which, preferably completely, covers one or more of the electrodes in the plasma reactor. In this way, a more compact apparatus can be obtained.

The temperature for performing the plasma reactions and the catalytic reactions are preferably set at 300 - 500 °C, but this may vary for

different applications. For use in the automobile industry, a temperature of approximately 350 °C is optimal. For combined heat and power systems, this temperature may be higher, for instance 360 - 370 °C.

As catalyst, in principle all known three-way catalysts, hydrocarbon-
 5 NO_x-SCR catalysts or oxidation catalysts are suitable, in particular
 catalysts based on zeolites (which may or may not be ion exchanged) or
 metal oxides such as γ - alumina, if desired activated with metals as silver,
 indium, platinum, palladium, copper or rhodium. In the choice of a suitable
 catalyst system, the following considerations can play a role. Suitable
 10 catalysts for use in CH₄-deNO_x or methane oxidation must meet a number
 of requirements in respect of activity, stability and selectivity.

The catalysts should be active in a relatively wide temperature range
 of preferably about 200 °C to about 400 °C. It is requisite that sufficient
 conversion be obtained at high GHSV, typically greater than 50 000 h⁻¹,
 15 running up to approximately 150 000 h⁻¹ or more. The catalyst systems
 should be able to adsorb and activate the reactants. Relevant in that respect
 are *inter alia* a sufficiently high pore volume, a sufficiently high specific
 surface area, a sufficient extent of dispersion of the catalytically active sites
 and a suitable acidity.

20 Suitable catalyst systems contribute to the following desired reactions
 1) to 5).

	Oxidation	1) NO + O ₂	→ NO ₂
		2) C _x H _y + O ₂	→ C _x H _y O _z or CO
25	H ₂ generation	3) C _x H _y + H ₂ O	→ H ₂ + CO + CO ₂
	NO _x reduction	4) NO/NO ₂ + C _x H _y /C _x H _y O _z /CO	→ N ₂ + CO ₂ + H ₂ O
	Hydrocarbon oxidation:	5) CH ₂ , C _x H _y O _z	→ CO ₂ and H ₂ O

The following undesired reactions 6) to 11) should be prevented as
 30 much as possible:

	NOx conversion	6) NO ₂	→ NO + O ₂
		7) NO	→ N ₂ O
	Oxidation	8) NO ₂ + C _x H _y	→ CO, CO ₂ + NO
		9) SO ₂	→ SO ₃ (→ H ₂ SO ₄ with H ₂ O)
5		10) C _x H _y	→ CO ₂
	Deposition	11) C _x H _y	→ C

As regards the selectivity, the catalyst system used should preferably promote the oxidation of hydrocarbons, without this leading to non-selective combustion. In other words, preferably, eventually reaction 4) is maximized, while reactions 6) to 11) are minimized. The catalyst system should also be stable to a sufficient extent at the temperature used, especially in the presence of components such as H₂O, SO₂, coke, Cl, As, P, Si. Also, the catalyst system used should offer sufficient resistance to mechanical erosion.

Very suitable catalyst systems that can meet the above-mentioned requirements are catalysts based on γ -Al₂O₃. γ -Al₂O₃ is active in CH₄-SCR, although according to the prior art this holds specifically at high temperatures. According to the invention, however, NOx is for a considerable part present in the form of NO₂, which proves to be considerably more reactive than NO. γ -Al₂O₃ moreover offers a good sulfur and water tolerance and can easily be modified with different metals and additives.

Very suitable as catalyst support for CH₄-deNOx under lean-burn conditions are *inter alia* different types of Al₂O₃, zeolites, in particular H-Zeolites (H-USY, H-FER, H-ZSM5, H-MOR), oxides such as ZrO₂, Ga₂O₃, perovskite and combinations (mixtures or layered structures) thereof. Perovskite is suitable in particular because it enables the simultaneous removal of NOx and soot particles. As active phases on these supports, metals, metal ions and metal oxides can be used. Very suitable are silver

and platinum. Silver is specifically suited for reducing NO₂. Platinum is suitable in particular because of the high activity at low temperatures. Other suitable metals are In, Ce, Au, Fe, Pd and Sn, because these are capable of reducing NO₂ very effectively. Finally, BaO-based systems are mentioned. This so-called storage reduction catalyst can bind NO_x in the form of nitrates and in this way enhance the activity of the catalyst system.

A suitable catalyst system for plasma-assisted deNO_x in lean burn gas engines comprises, for instance, Ag/Al₂O₃ or Ag/H-Zeolite. Such a system gives a high conversion, possesses a good stability and is especially active for the conversion of NO_x with partially oxidized hydrocarbons (for instance MeOH). Other examples include In/Zeolite In₂O₃/Ga₂O₃, Pt/Al₂O₃, *etc.*

A suitable catalyst system for plasma-assisted methane oxidation in lean-burn gas engines comprises, for instance, Ag or Pt on Al₂O₃ or H-Zeolite support. However, also other catalysts that are proposed by others as oxidation catalyst for hydrocarbons can be suitable.

For plasma-assisted deNO_x in stoichiometric engines, specifically all three-way catalysts are suitable, such as they have currently been developed by third parties, and are mostly based on rhodium, platinum or platinum on an alumina support, with sometimes additions of cerium, lanthanum, zirconium or cerium.

In the embodiment schematically represented in Fig. 1A, the off-gas (1) to be cleaned is first passed through a plasma reactor, which is connected at (2) with a voltage source. Next, the gas stream passes the catalyst bed. The cleaned gas is obtained at (3).

The reference numerals in Fig. 1B have corresponding meanings to Fig. 1A. In this embodiment, plasma reactor and catalyst bed are integrated. This provides two advantages over the sequential embodiment of Fig. 1A: in the first place, a more compact plant is obtained. In the second place, any reverse reactions (for instance of the activated NO₂ to NO) are

prevented because the more active components can react away directly over the catalyst.

CLAIMS

1. A method for reducing the methane content in an off-gas stream of a gas-fired plant, wherein at least a portion of said off-gas stream is contacted with a plasma and a catalyst.
2. A method according to claim 1, wherein further the NO_x content of
5 said off-gas stream is reduced.
3. A method according to any one of the preceding claims, wherein said plasma is generated by the use of an electrical or an electromagnetic field.
4. A method according to claim 3, wherein the plasma is generated by
10 use of an electrical field of 1-100 kV/cm.
5. A method according to any one of the preceding claims, wherein the plasma is generated by means of an alternating voltage of a frequency of 100 Hz to 100 kHz.
6. A method according to any one of the preceding claims, wherein the
15 plasma is maintained with the aid of a partial discharge.
7. A method according to claim 6, wherein the partial discharge is generated by use of a dielectric.
8. A method according to any one of the preceding claims, wherein the
20 whole off-gas stream or virtually the whole off-gas stream is contacted with said plasma and said catalyst.
9. A method according to any one of the preceding claims, which is carried out at a temperature of 300 - 500 °C.
10. A method according to any one of the preceding claims, wherein said catalyst comprises Al₂O₃, zeolite, ZrO₂, Ga₂O₃, TiO₂, WO₃, perovskite or
25 combinations thereof.
11. A method according to claim 8, wherein said catalyst comprises γ -Al₂O₃.

12. A method according to any one of the preceding claims, wherein said catalyst is a three-way catalyst, which comprises Rh, Pt or Pd on Al_2O_3 support, if desired with additions of Ce, La, Zr or Ce.
13. A method according to any one of the preceding claims, wherein
- 5 said catalyst is an oxidation catalyst, which comprises Ag or Pt on a metal oxide support.

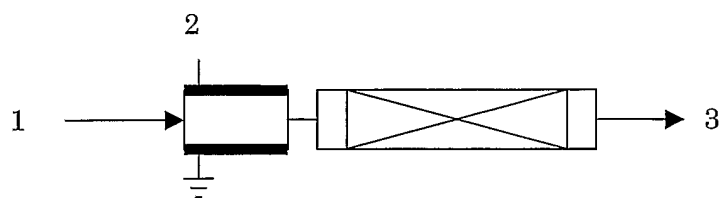


Fig. 1A

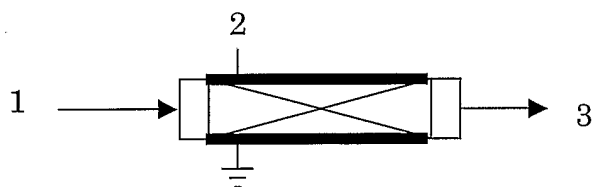


Fig. 1B

INTERNATIONAL SEARCH REPORT

International Application No
NL2004/000213

A. CLASSIFICATION OF SUBJECT MATTER IPC 7 B01D53/86 B01D53/32 F01N3/28				
According to International Patent Classification (IPC) or to both national classification and IPC				
B. FIELDS SEARCHED				
Minimum documentation searched (classification system followed by classification symbols) IPC 7 B01D F01N				
Documentation searched other than minimum documentation to the extent that such documents are included in the fields searched				
Electronic data base consulted during the international search (name of data base and, where practical, search terms used) EPO-Internal, WPI Data				
C. DOCUMENTS CONSIDERED TO BE RELEVANT				
Category °	Citation of document, with indication, where appropriate, of the relevant passages	Relevant to claim No.		
X	US 6 357 223 B1 (CAREN ET AL) 19 March 2002 (2002-03-19) column 5, line 15 - column 13, line 65 -----	1-13		
A	US 5 254 231 A (HEATH ET AL) 19 October 1993 (1993-10-19) column 3, line 1 - column 3, line 18 -----	1		
A	US 4 695 358 A (MIZUNO ET AL) 22 September 1987 (1987-09-22) column 12, line 12 - column 12, line 15 -----	1,4,5		
A	US 5 179 053 A (SUBRAMANIAN) 12 January 1993 (1993-01-12) column 2, line 65 - column 3, line 8 column 3, line 64 - column 4, line 4 -----	9-13		
<input type="checkbox"/> Further documents are listed in the continuation of box C.				
<input checked="" type="checkbox"/> Patent family members are listed in annex.				
° Special categories of cited documents :				
<table style="width: 100%; border: none;"> <tr> <td style="width: 50%; border: none; vertical-align: top;"> *A* document defining the general state of the art which is not considered to be of particular relevance *E* earlier document but published on or after the international filing date *L* document which may throw doubts on priority claim(s) or which is cited to establish the publication date of another citation or other special reason (as specified) *O* document referring to an oral disclosure, use, exhibition or other means *P* document published prior to the international filing date but later than the priority date claimed </td> <td style="width: 50%; border: none; vertical-align: top;"> *T* later document published after the international filing date or priority date and not in conflict with the application but cited to understand the principle or theory underlying the invention *X* document of particular relevance; the claimed invention cannot be considered novel or cannot be considered to involve an inventive step when the document is taken alone *Y* document of particular relevance; the claimed invention cannot be considered to involve an inventive step when the document is combined with one or more other such documents, such combination being obvious to a person skilled in the art. *&* document member of the same patent family </td> </tr> </table>			*A* document defining the general state of the art which is not considered to be of particular relevance *E* earlier document but published on or after the international filing date *L* document which may throw doubts on priority claim(s) or which is cited to establish the publication date of another citation or other special reason (as specified) *O* document referring to an oral disclosure, use, exhibition or other means *P* document published prior to the international filing date but later than the priority date claimed	*T* later document published after the international filing date or priority date and not in conflict with the application but cited to understand the principle or theory underlying the invention *X* document of particular relevance; the claimed invention cannot be considered novel or cannot be considered to involve an inventive step when the document is taken alone *Y* document of particular relevance; the claimed invention cannot be considered to involve an inventive step when the document is combined with one or more other such documents, such combination being obvious to a person skilled in the art. *&* document member of the same patent family
A document defining the general state of the art which is not considered to be of particular relevance *E* earlier document but published on or after the international filing date *L* document which may throw doubts on priority claim(s) or which is cited to establish the publication date of another citation or other special reason (as specified) *O* document referring to an oral disclosure, use, exhibition or other means *P* document published prior to the international filing date but later than the priority date claimed	*T* later document published after the international filing date or priority date and not in conflict with the application but cited to understand the principle or theory underlying the invention *X* document of particular relevance; the claimed invention cannot be considered novel or cannot be considered to involve an inventive step when the document is taken alone *Y* document of particular relevance; the claimed invention cannot be considered to involve an inventive step when the document is combined with one or more other such documents, such combination being obvious to a person skilled in the art. *&* document member of the same patent family			
Date of the actual completion of the international search <p style="text-align: center; font-size: 1.2em;">21 July 2004</p>		Date of mailing of the international search report <p style="text-align: center; font-size: 1.2em;">29/07/2004</p>		
Name and mailing address of the ISA European Patent Office, P.B. 5818 Patentlaan 2 NL - 2280 HV Rijswijk Tel. (+31-70) 340-2040, Tx. 31 651 epo nl, Fax: (+31-70) 340-3016		Authorized officer <p style="text-align: center; font-size: 1.2em;">Doolan, G</p>		

INTERNATIONAL SEARCH REPORT

International Application No
NL2004/000213

Patent document cited in search report	Publication date	Patent family member(s)	Publication date
US 6357223	B1	19-03-2002	US 6047543 A 11-04-2000
			US 6029442 A 29-02-2000
			US 5863413 A 26-01-1999
			AU 5542999 A 14-02-2000
			CA 2338261 A1 03-02-2000
			EP 1101018 A2 23-05-2001
			JP 2002530181 T 17-09-2002
			WO 0004989 A2 03-02-2000
			AU 9603098 A 27-04-1999
			BR 9813853 A 19-09-2000
			CA 2305238 A1 15-04-1999
			CN 1281528 T 24-01-2001
			DE 1021643 T1 19-04-2001
			EP 1021643 A1 26-07-2000
			JP 2001519497 T 23-10-2001
			WO 9918333 A1 15-04-1999
			US 6330794 B1 18-12-2001
			US 6321531 B1 27-11-2001
			ZA 9809145 A 20-10-1999
			US 6048500 A 11-04-2000
			US 6264899 B1 24-07-2001
US 2001028869 A1 11-10-2001			
US 5254231	A	19-10-1993	NONE
US 4695358	A	22-09-1987	AU 581554 B2 23-02-1989
			AU 6774487 A 02-06-1987
			DK 348587 A 07-07-1987
			EP 0244481 A1 11-11-1987
			JP 63500020 T 07-01-1988
			WO 8702909 A1 21-05-1987
US 5179053	A	12-01-1993	CA 2081933 A1 09-05-1993
			MX 9205414 A1 01-05-1993