



US00D940014S

(12) **United States Design Patent**  
**Wettig**

(10) **Patent No.:** **US D940,014 S**

(45) **Date of Patent:** **\*\* Jan. 4, 2022**

(54) **TRANSMISSION COOLER FOR  
AUTOMOTIVE APPLICATIONS**

(71) Applicant: **Resource International Inc.**, New  
Castle, DE (US)

(72) Inventor: **Jason Wettig**, New Castle, DE (US)

(73) Assignee: **Resource International Inc.**, New  
Castle, DE (US)

(\*\*) Term: **15 Years**

(21) Appl. No.: **29/652,784**

(22) Filed: **Nov. 30, 2020**

(51) **LOC (13) Cl.** ..... **12-16**

(52) **U.S. Cl.**  
USPC ..... **D12/166**

(58) **Field of Classification Search**  
USPC ..... D12/164, 165, 166  
CPC ..... F28F 9/001; F28D 1/05366; F28D 1/0435  
See application file for complete search history.

(56) **References Cited**

**U.S. PATENT DOCUMENTS**

3,165,151	A *	1/1965	Astrup	.....	F28D 1/0535 165/81
D263,461	S *	3/1982	Young	.....	D12/166
4,540,044	A *	9/1985	Lenz	.....	F28F 9/001 165/149
4,619,313	A *	10/1986	Rhodes	.....	F28F 9/001 165/149
6,899,167	B2 *	5/2005	Martins	.....	F28F 1/32 165/140
7,500,514	B2 *	3/2009	Heine	.....	F01P 11/08 165/140
7,694,724	B2 *	4/2010	Kolb	.....	F28F 9/0234 165/81
7,942,223	B2 *	5/2011	Obayashi	.....	B60K 11/04 180/68.4

8,376,073	B2 *	2/2013	Nantais	.....	B60K 11/04 180/68.4
D703,126	S *	4/2014	Tafe	.....	D12/223
D717,218	S *	11/2014	Tafe	.....	D12/166
D717,702	S *	11/2014	McCardle	.....	D12/166
D746,732	S *	1/2016	Pruitt	.....	D12/166
D751,472	S *	3/2016	Pruitt	.....	D12/166
D802,492	S *	11/2017	Pruitt	.....	D12/166
D802,493	S *	11/2017	Pruitt	.....	D12/166

(Continued)

**OTHER PUBLICATIONS**

“Transmission, Engine and Power Steering Oil Coolers.” Hayden Automotive., Dec. 5, 2018 [online], [retrieved on Oct. 22, 2021], Retrieved from the Internet <URL: [https://www.haydenauto.com/media/5475/oil-cooler-brochure\\_individual-pages.pdf](https://www.haydenauto.com/media/5475/oil-cooler-brochure_individual-pages.pdf)>.\*

(Continued)

*Primary Examiner* — Darlington Ly  
(74) *Attorney, Agent, or Firm* — Condo Roccia Koptiw LLP

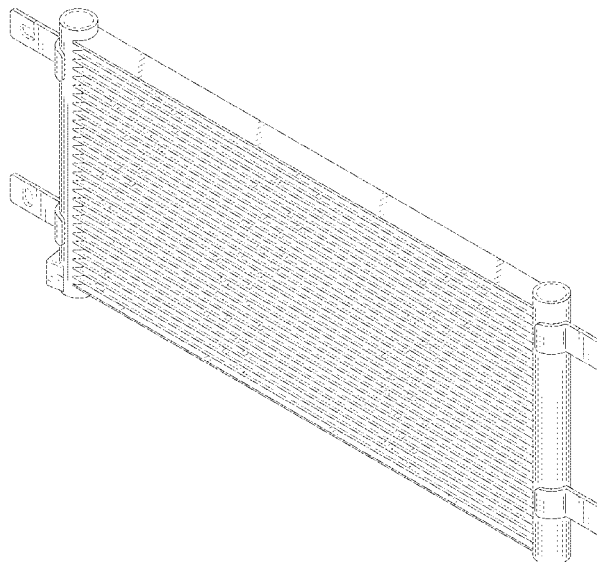
(57) **CLAIM**

The ornamental design for a transmission cooler for automotive applications, as shown and described.

**DESCRIPTION**

FIG. 1 is a top and front perspective view of a transmission cooler for automotive applications embodying my new design;  
FIG. 2 is a front elevation view thereof;  
FIG. 3 is a rear elevation view thereof;  
FIG. 4 is a right side elevation view thereof;  
FIG. 5 is a left side elevation view thereof;  
FIG. 6 is a top plan view thereof; and,  
FIG. 7 is a bottom plan view thereof.  
The broken lines shown in the drawings illustrate portions of the transmission cooler for automotive applications that form no part of the claimed design.

**1 Claim, 5 Drawing Sheets**



(56)

**References Cited**

U.S. PATENT DOCUMENTS

D802,494 S \* 11/2017 Pruitt ..... D12/166  
D802,495 S \* 11/2017 Pruitt ..... D12/166  
D890,642 S \* 7/2020 Wettig ..... D12/166  
D890,643 S \* 7/2020 Tafe ..... D12/166  
2002/0056541 A1\* 5/2002 Kokubunji ..... B60K 11/04  
165/67  
2010/0059214 A1\* 3/2010 Xu ..... F28D 1/05366  
165/148  
2011/0155358 A1\* 6/2011 Galahroudi ..... F28F 9/0214  
165/173

OTHER PUBLICATIONS

“Transmission Oil Coolers.” Ultra-Cool., Aug. 3, 2010 [online],  
[retrieved on Oct. 22, 2021], Retrieved from the Internet <URL:  
<https://images-na.ssl-images-amazon.com/images/I/A1Pzk987fcS.pdf>>.\*

“Transmission & Engine Coolers.” Tru-Cool., May 12, 2014 [online],  
[retrieved on Oct. 22, 2021], Retrieved from the Internet <URL:  
<http://www.trucool.com/sites/default/files/tru-bro-52014.pdf>>.\*

\* cited by examiner

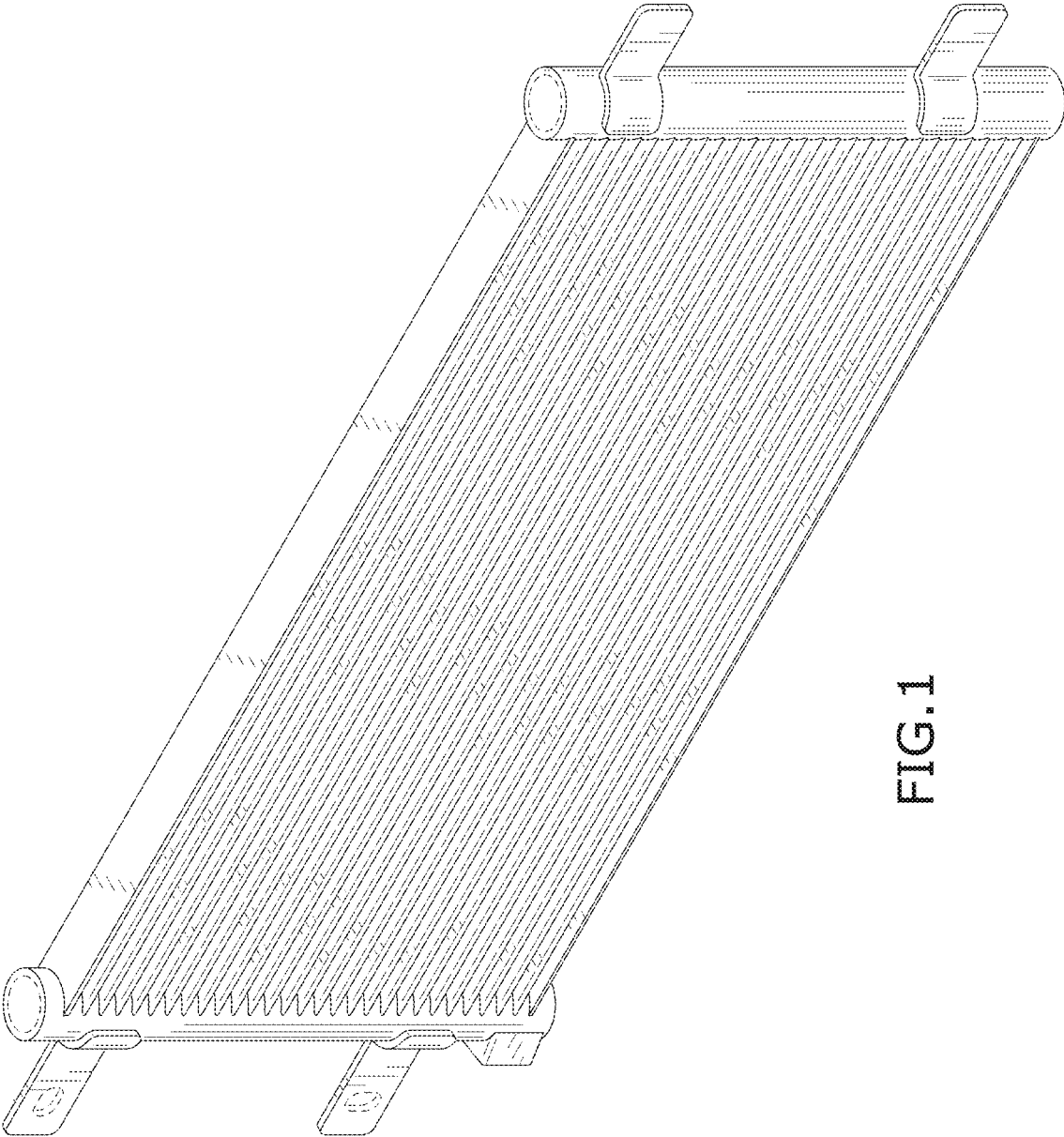


FIG.1




FIG. 2




FIG. 3




FIG. 4



FIG. 5




FIG. 6



FIG. 7