



US00D890725S

(12) **United States Design Patent**
Liu

(10) **Patent No.:** **US D890,725 S**

(45) **Date of Patent:** **** Jul. 21, 2020**

(54) **WIRELESS EARPHONES WITH CHARGING CASE**

Primary Examiner — Paula Allen Greene

(71) Applicant: **Ming Liu, Ji'An (CN)**

(57) **CLAIM**

(72) Inventor: **Ming Liu, Ji'An (CN)**

The ornamental design for wireless earphones with charging case, as shown and described.

(**) Term: **15 Years**

(21) Appl. No.: **29/729,346**

DESCRIPTION

(22) Filed: **Mar. 26, 2020**

(51) **LOC (12) Cl.** **14-01**

(52) **U.S. Cl.**
USPC **D14/223**

(58) **Field of Classification Search**
USPC D14/205, 223, 224, 253, 434, 240;
D13/108; D3/201, 294; D9/420, 435;
D7/629, 709; 220/23.87, 526; 206/541;
455/90.3, 575.1, 569.1; D28/83;
381/380, 381, 323
CPC H04R 25/00; H04R 25/02; H04R 1/10;
H04R 1/1066; H04R 1/1016; H04R
25/652; B65D 11/00; B65D 43/02; B65D
25/10; B65D 43/16; B65D 21/02; B65D
1/24; A45C 11/00; A45D 33/006
See application file for complete search history.

FIG. 1 is a perspective view of wireless earphones with charging case showing my new design; the charging case is shown separately for ease of illustration; FIG. 2 is another perspective view thereof; FIG. 3 is another perspective view thereof; FIG. 4 is a right side elevational view thereof; FIG. 5 is a left side elevational view thereof; FIG. 6 is a front elevational view thereof; FIG. 7 is a rear elevational view thereof; FIG. 8 is a top plan view thereof; FIG. 9 is a bottom plan view thereof; FIG. 10 is a perspective view of earphones of the wireless earphones with charging case shown separately for ease of illustration; FIG. 11 is another perspective view thereof; FIG. 12 is a right side elevational view thereof; FIG. 13 is a left side elevational view thereof; FIG. 14 is a front elevational view thereof; FIG. 15 is a rear elevational view thereof; FIG. 16 is a top plan view thereof; FIG. 17 is a bottom plan view thereof; FIG. 18 is a perspective view of the wireless earphones with charging case where the wireless earphones are received in the charging case; and, FIG. 19 is a perspective view of the charging case for the wireless earphones with charging case shown separately for ease of illustration.
In the drawing, the claimed design is defined by the shaded surfaces, the broken lines depict environment and are for illustrative purposes only, the broken lines form no part of the claimed design.

(56) **References Cited**

U.S. PATENT DOCUMENTS

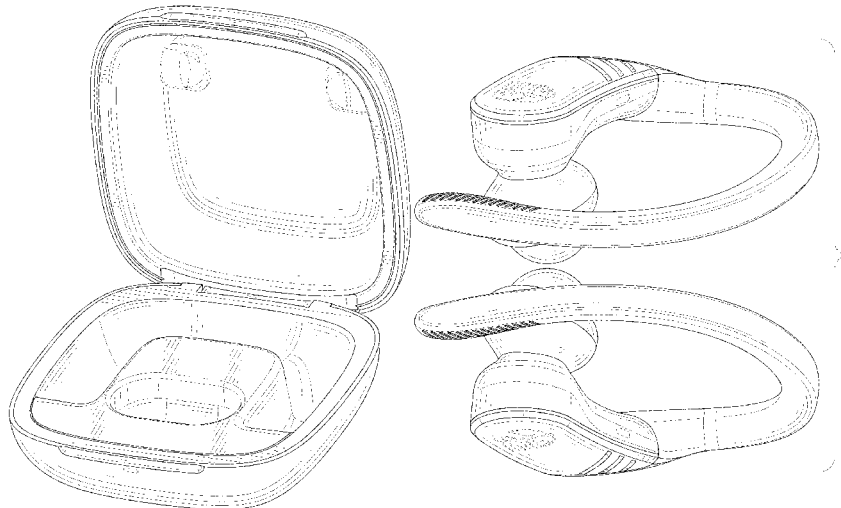
- 2,055,389 A * 9/1936 Rosenberg A45D 33/006
132/306
- 2,580,310 A * 12/1951 Magnenat E05F 1/1284
220/827
- 4,617,431 A * 10/1986 Scott H04M 1/05
181/20
- 4,732,269 A * 3/1988 Roy A45C 11/16
206/495

(Continued)

FOREIGN PATENT DOCUMENTS

EM 007447966-0001 * 12/2019

1 Claim, 19 Drawing Sheets



US D890,725 S

(56)

References Cited

U.S. PATENT DOCUMENTS

5,782,371	A *	7/1998	Baerenwald	B65D 43/168	D796,490	S *	9/2017	Lian	D14/217
					16/DIG. 13	D799,316	S *	10/2017	Thain	D9/415
6,131,760	A *	10/2000	Huang	B65D 25/04	D801,312	S *	10/2017	Birger	H04R 1/1075
					220/326						D14/223
D496,029	S *	9/2004	Skulley	D14/224	D801,952	S *	11/2017	Lian	D14/223
D519,975	S *	5/2006	Skulley	D13/108	D806,684	S *	1/2018	Tsai	D14/223
D523,412	S *	6/2006	Ham	D13/108	D807,331	S *	1/2018	Morimoto	D14/223
D532,005	S *	11/2006	Leith	D14/253	D810,053	S *	2/2018	Otani	D14/223
D551,216	S *	9/2007	Wei	D14/223	D811,745	S *	3/2018	Davi	D3/294
D554,107	S *	10/2007	Calco	D14/217	D821,364	S *	6/2018	Brunner	D14/223
D564,501	S *	3/2008	Rath	D14/224	D834,003	S *	11/2018	Maeda	D14/223
D565,556	S *	4/2008	Brennwald	D14/224	D838,480	S *	1/2019	Son	D3/294
D566,697	S *	4/2008	Nielsen	D14/224	D838,692	S *	1/2019	Fu	D14/223
D582,901	S *	12/2008	Bentley	D14/224	D839,583	S *	2/2019	Cao	D3/201
D589,031	S *	3/2009	Bentley	D14/224	D842,836	S *	3/2019	Ma	D14/205
D593,998	S *	6/2009	Bentley	D14/224	D843,344	S *	3/2019	Zhu	D14/205
D597,939	S *	8/2009	Tkachuk	D13/108	D844,969	S *	4/2019	Xiao	D3/201
D599,331	S *	9/2009	Bentley	D14/224	D845,932	S *	4/2019	Lu	D14/223
D602,008	S *	10/2009	Bentley	D14/205	D848,978	S *	5/2019	Min	D14/223
D602,917	S *	10/2009	Bentley	D14/224	D852,784	S *	7/2019	Cramer	G06F 3/165
D643,834	S *	8/2011	Bentley	D14/224						D14/223
D645,027	S *	9/2011	Gougherty	D14/223	D853,360	S *	7/2019	Kawabata	D14/223
D646,263	S *	10/2011	Yuan	D14/224	D863,265	S *	10/2019	Hu	D14/223
D662,089	S *	6/2012	Gougherty	D14/224	D871,375	S *	12/2019	Meyer	D14/223
D663,292	S *	7/2012	Hoggarth	D14/224	D873,246	S *	1/2020	Zhu	D14/223
D669,888	S *	10/2012	Gougherty	D14/223	D882,262	S *	4/2020	Zhang	D3/294
D684,145	S *	6/2013	Rath	D14/206	D883,259	S *	5/2020	Ma	D14/223
D710,333	S *	8/2014	Davies	H04R 1/10	2007/0256946	A1 *	11/2007	Godshaw	B65D 43/16
					D14/223						206/320
D712,382	S *	9/2014	Brunner	D14/223	2007/0272686	A1 *	11/2007	Yu	A45C 11/00
D713,385	S *	9/2014	Burgett	D14/223						220/4.02
D718,283	S *	11/2014	Thompson	D14/223	2010/0166208	A1 *	7/2010	Kato	H04R 5/0335
8,910,781	B2 *	12/2014	Pipes	B65B 7/28						381/74
					206/236	2011/0186579	A1 *	8/2011	Bailey	B65D 43/0212
D725,637	S *	3/2015	Nakajima	D14/223						220/495.01
D743,945	S *	11/2015	Brunner	D14/223	2012/0140976	A1 *	6/2012	Birger	H04M 1/05
D743,946	S *	11/2015	Brunner	D14/223						381/381
D761,770	S *	7/2016	Kanou	D14/206	2013/0010997	A1 *	1/2013	Tanaka	A61B 5/6817
D775,610	S *	1/2017	Nakajima	D14/223						381/380
D780,721	S *	3/2017	Brunner	D14/223	2019/0069072	A1 *	2/2019	Ansari	H04R 1/1016
D782,996	S *	4/2017	Zhu	D14/205	2019/0288543	A1	9/2019	Castillo et al.		
						2020/0077174	A1 *	3/2020	Solis	H04R 1/105

* cited by examiner



FIG. 1




FIG. 2

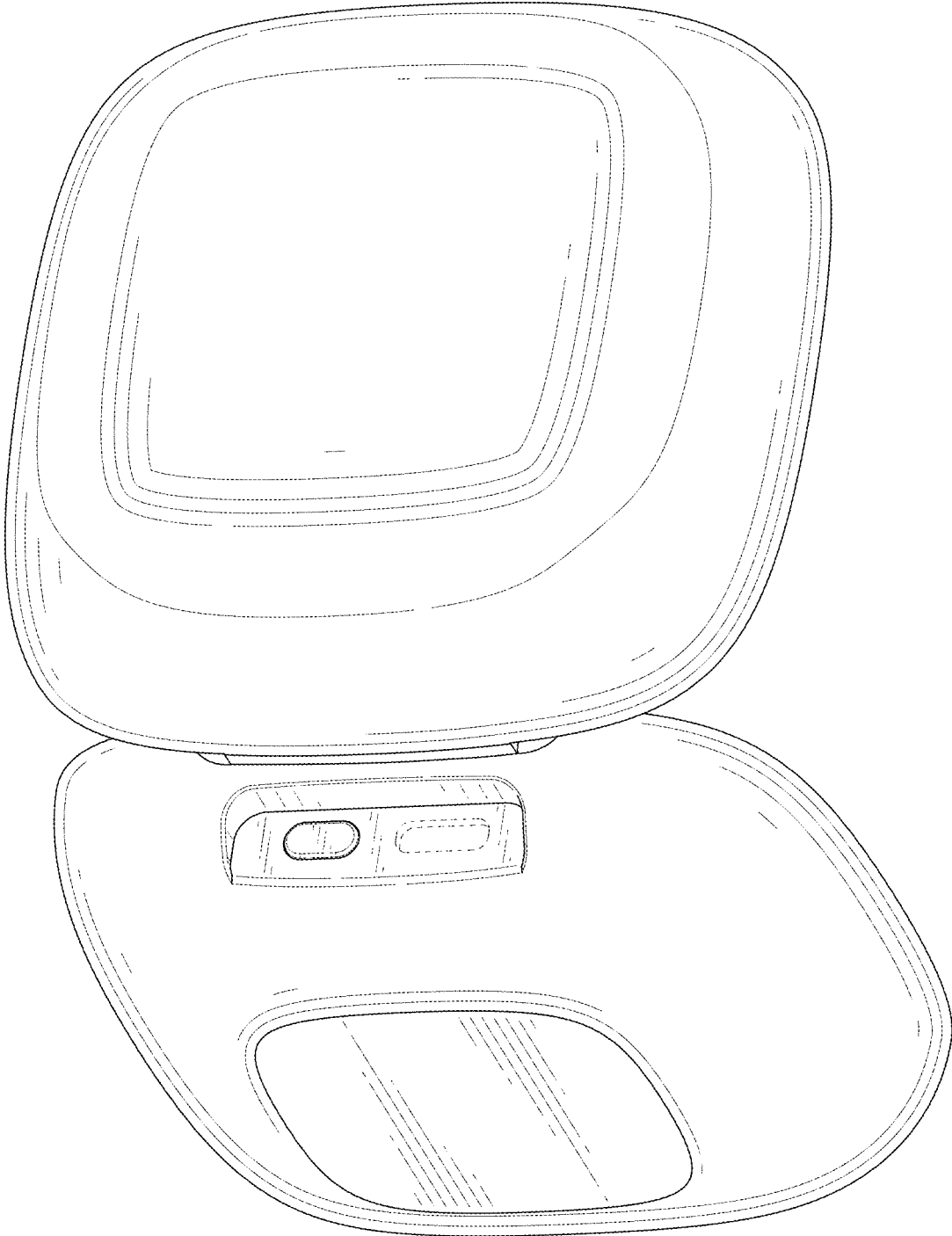


FIG. 3

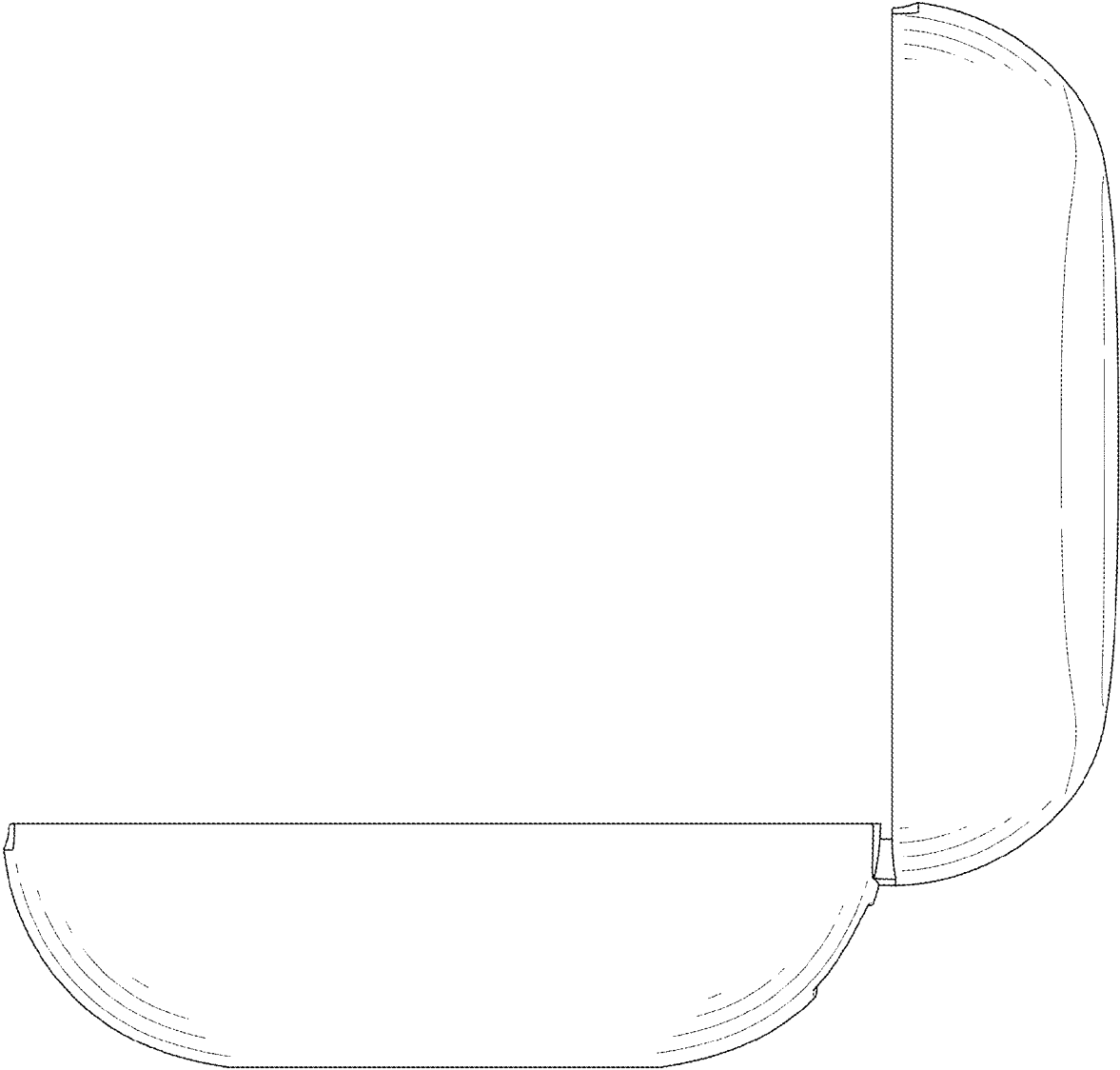


FIG. 4

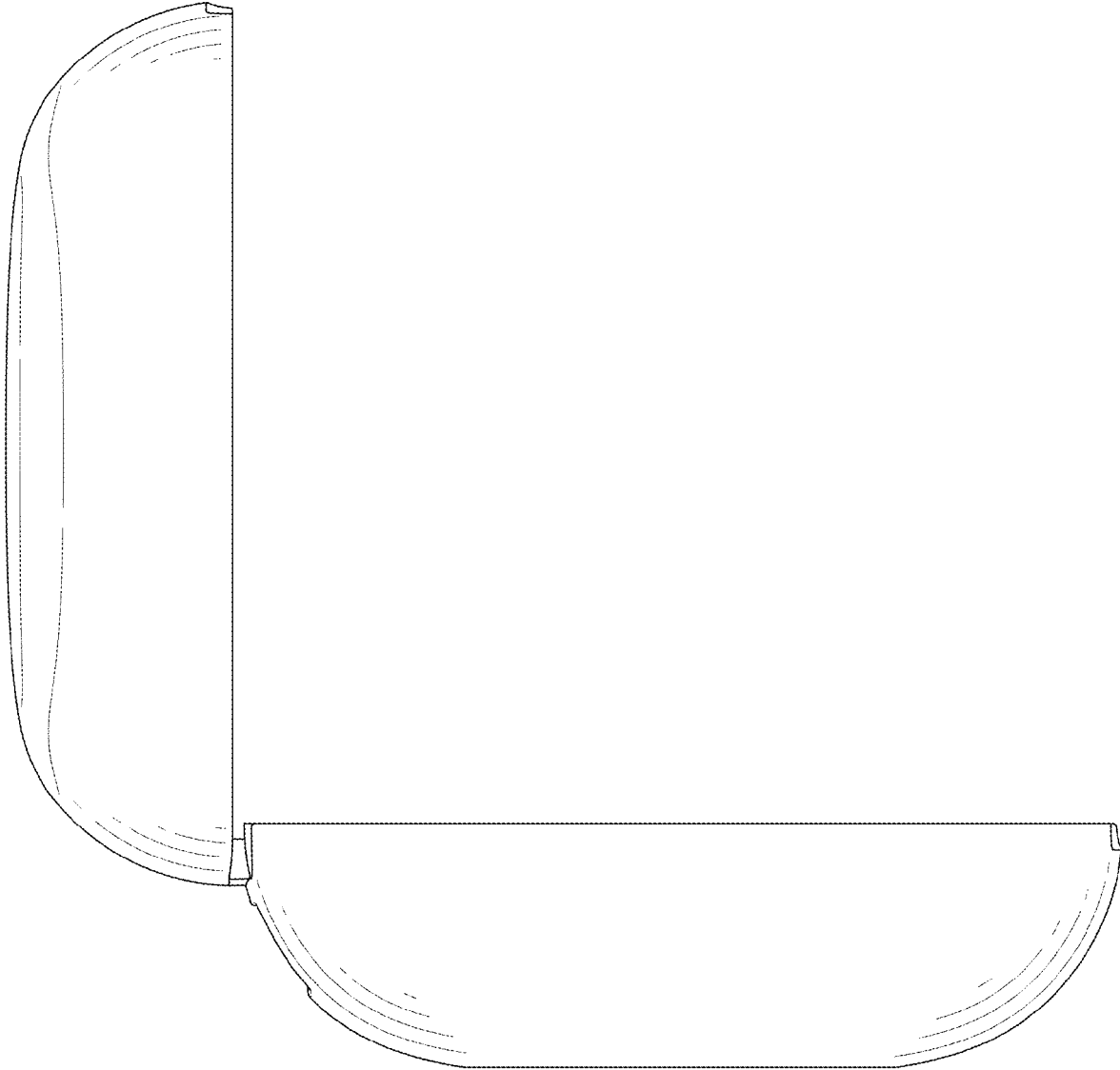


FIG. 5

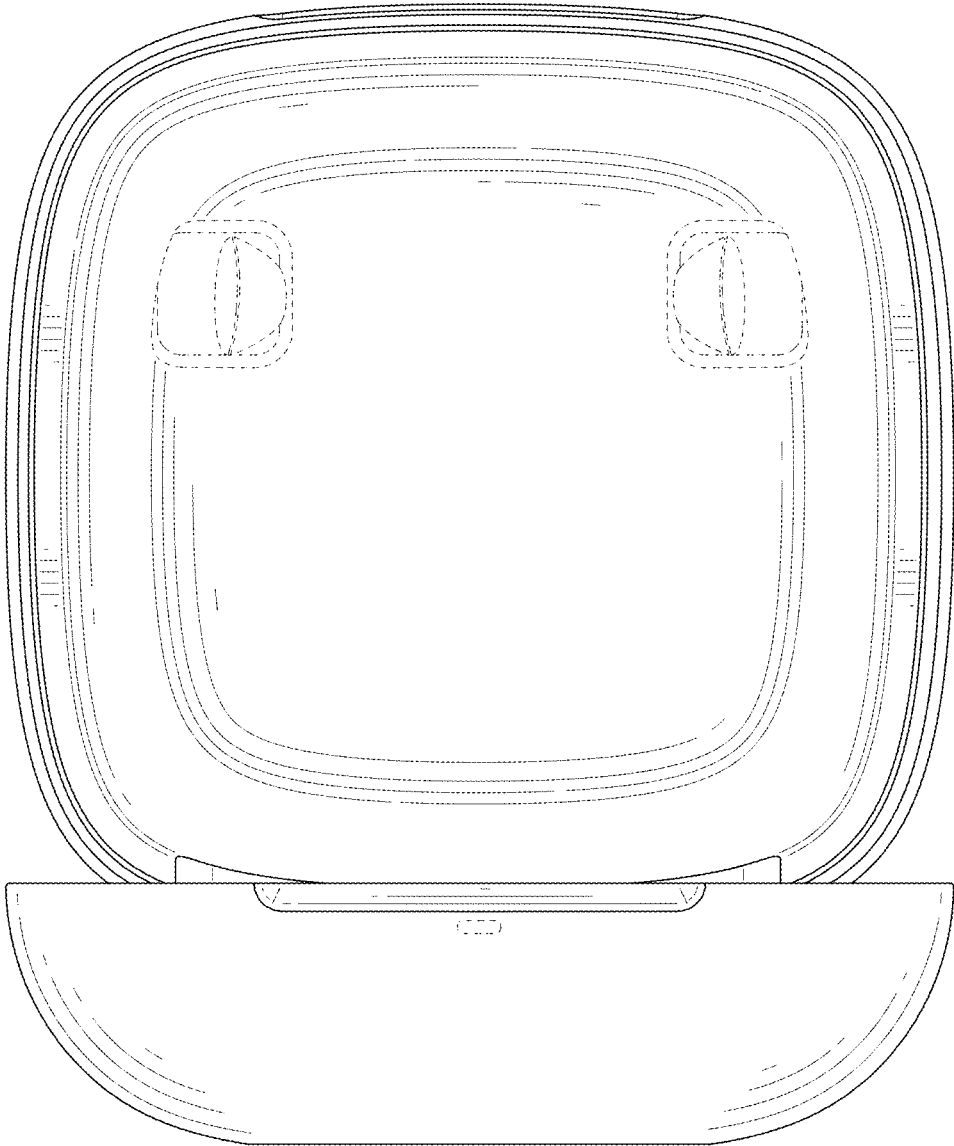


FIG. 6




FIG. 7

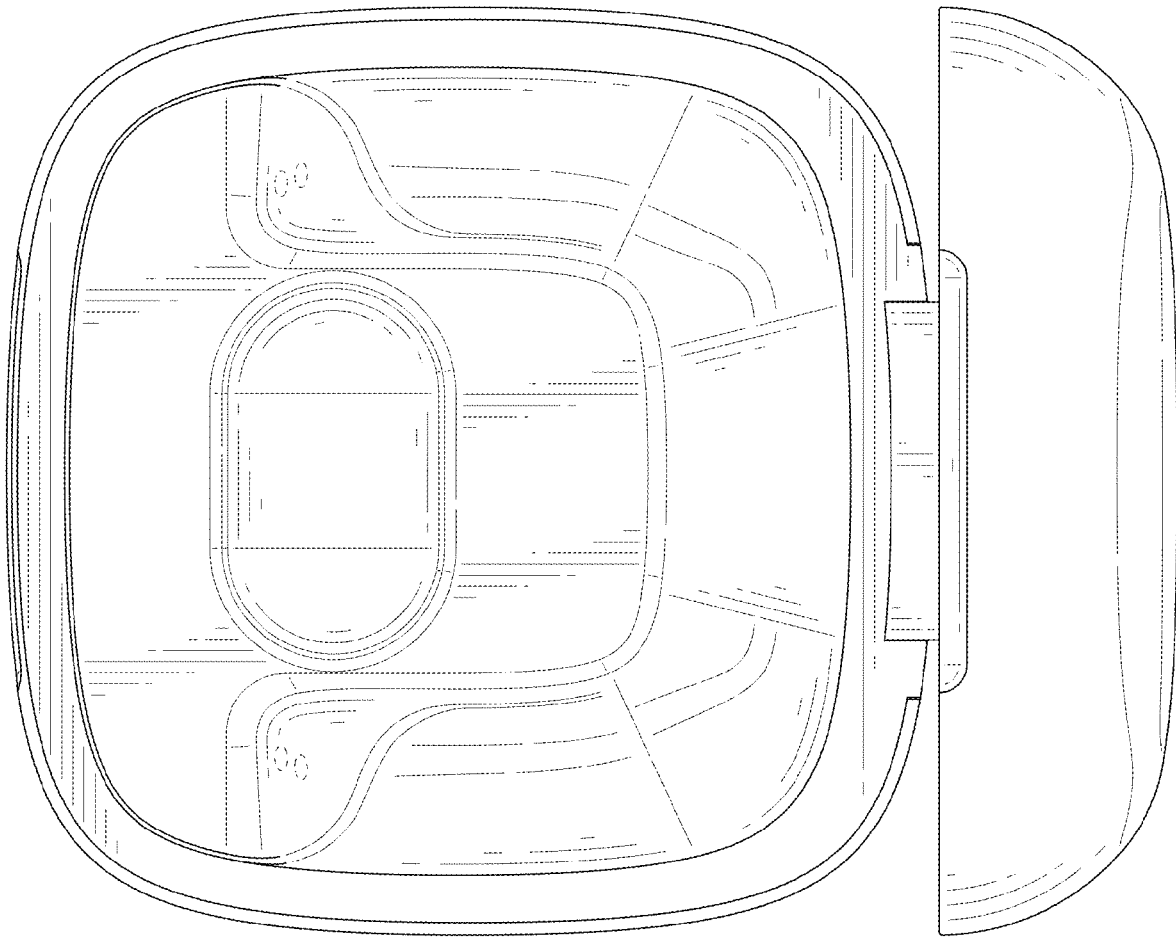


FIG. 8

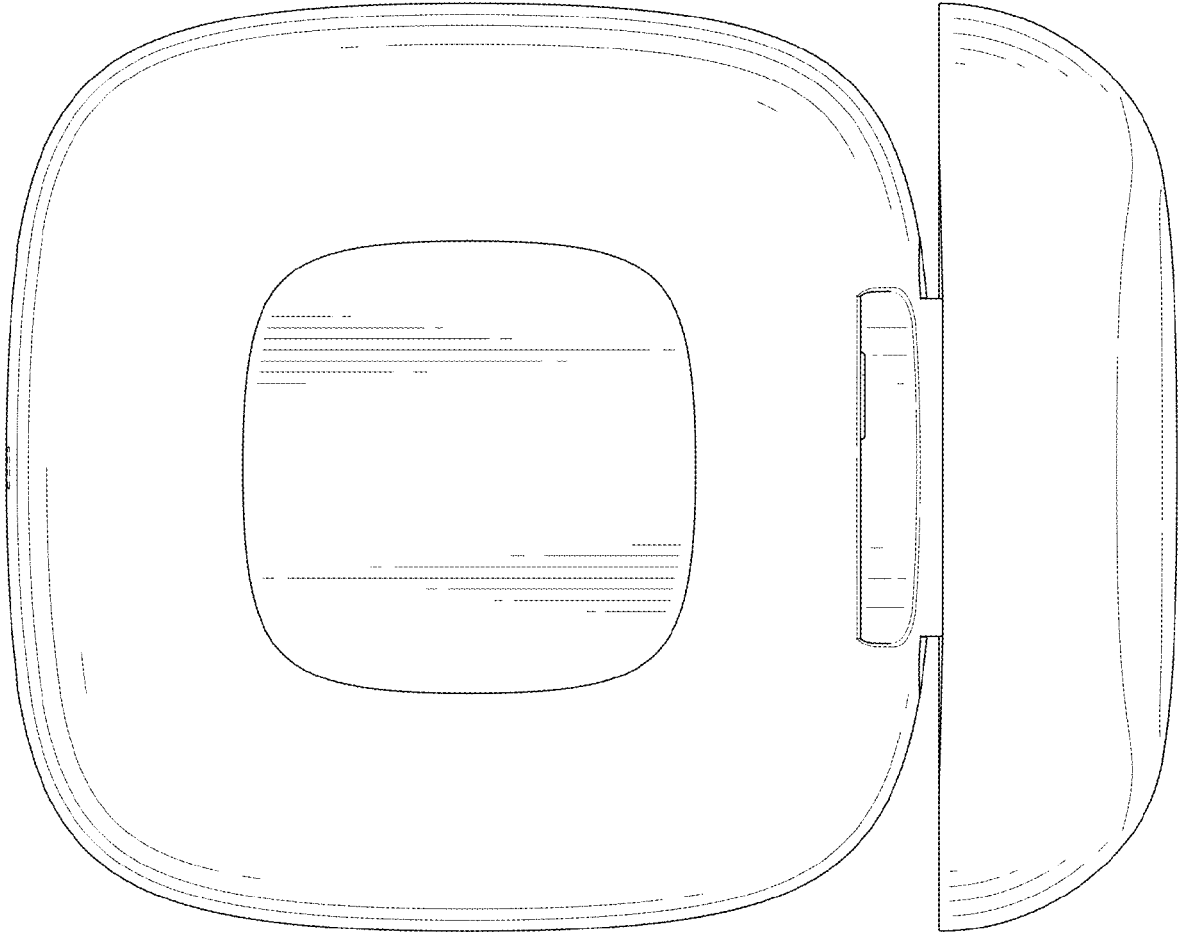


FIG. 9

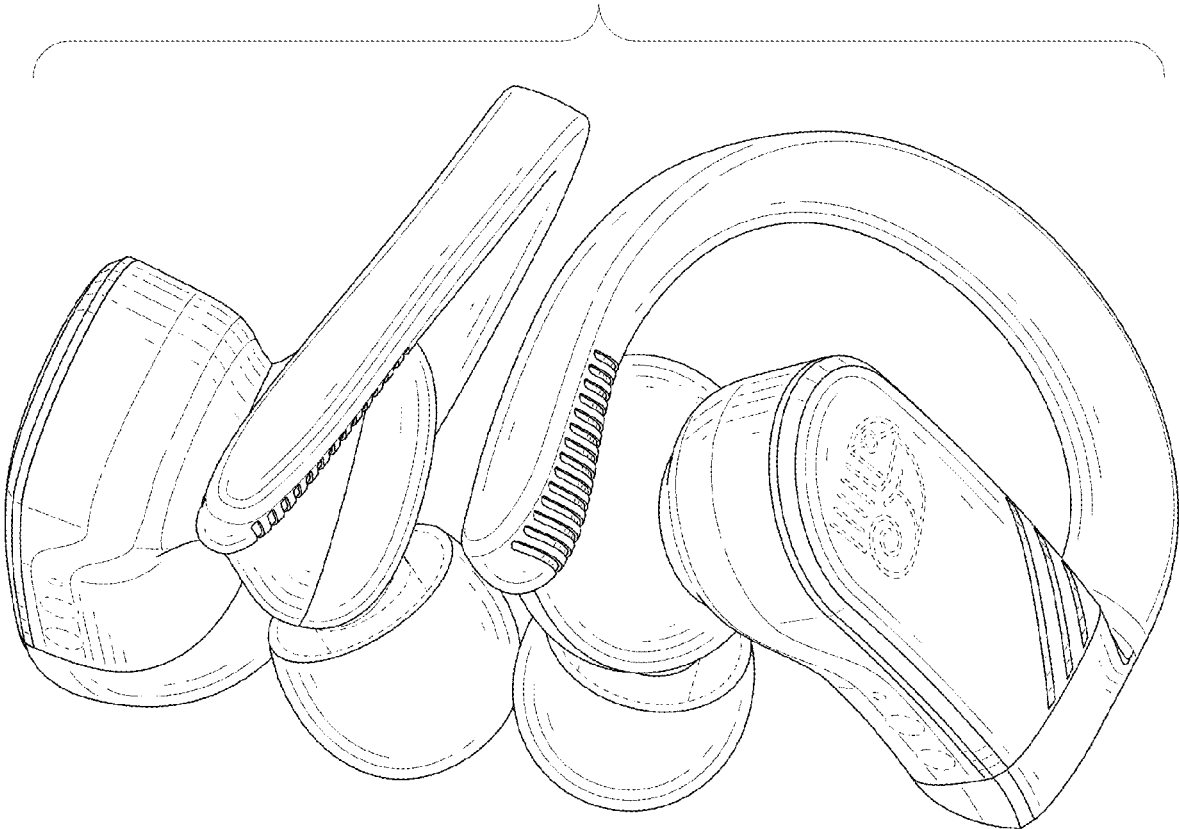


FIG. 10

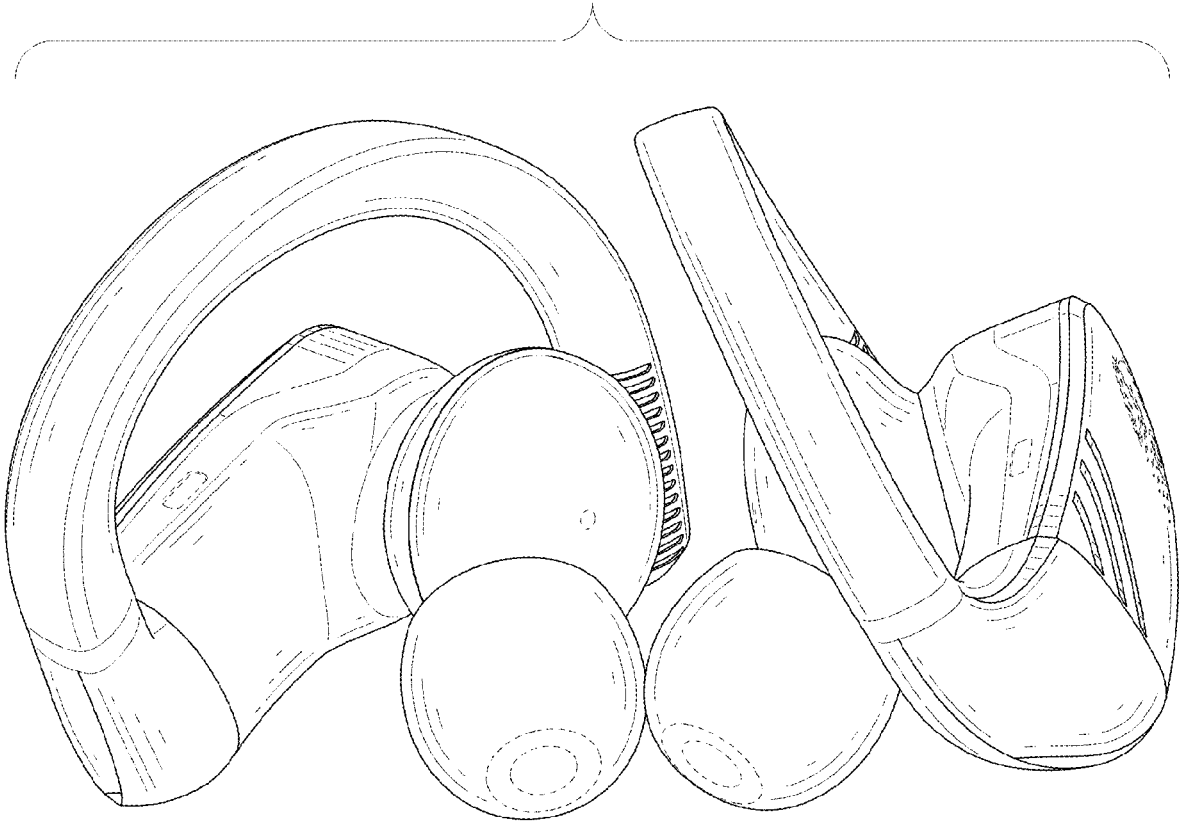


FIG. 11

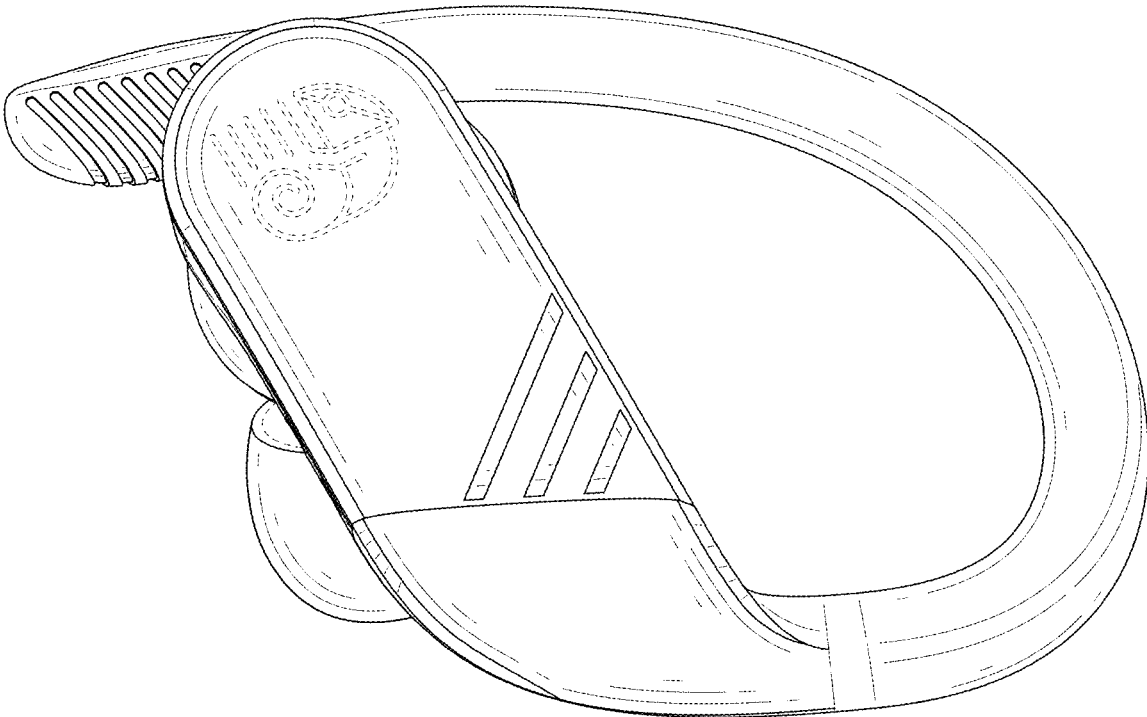


FIG. 12

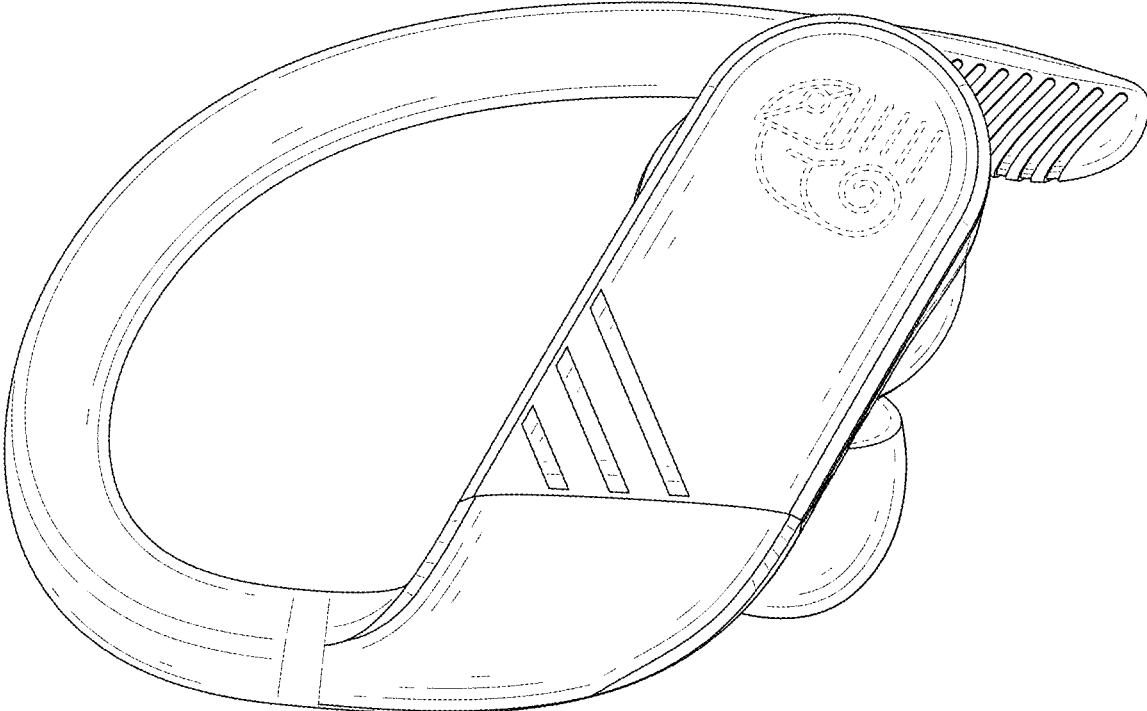


FIG. 13

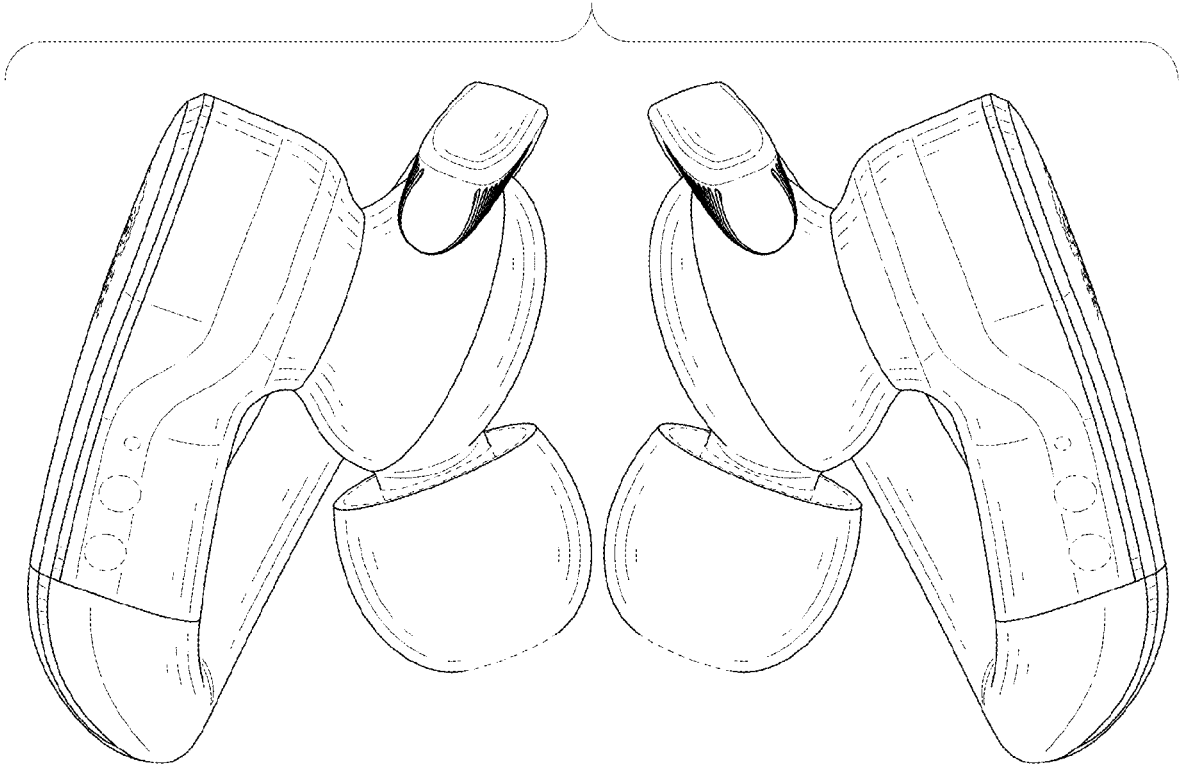


FIG. 14

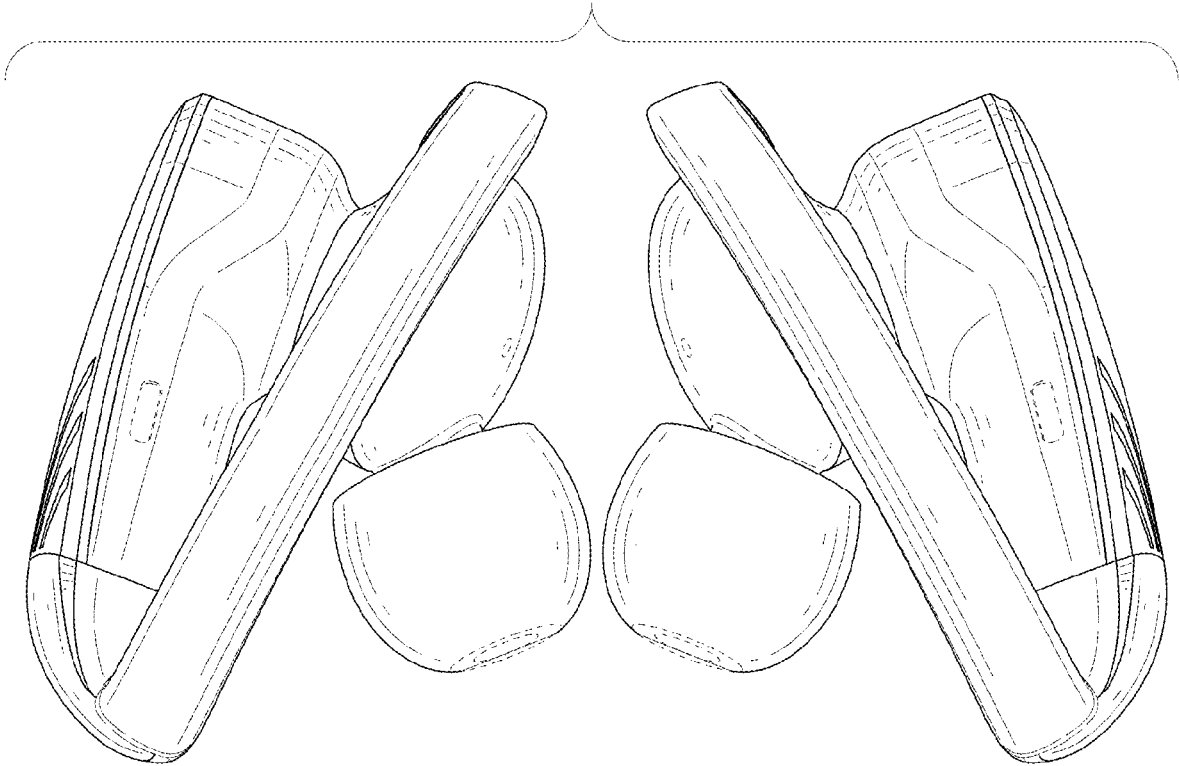


FIG. 15

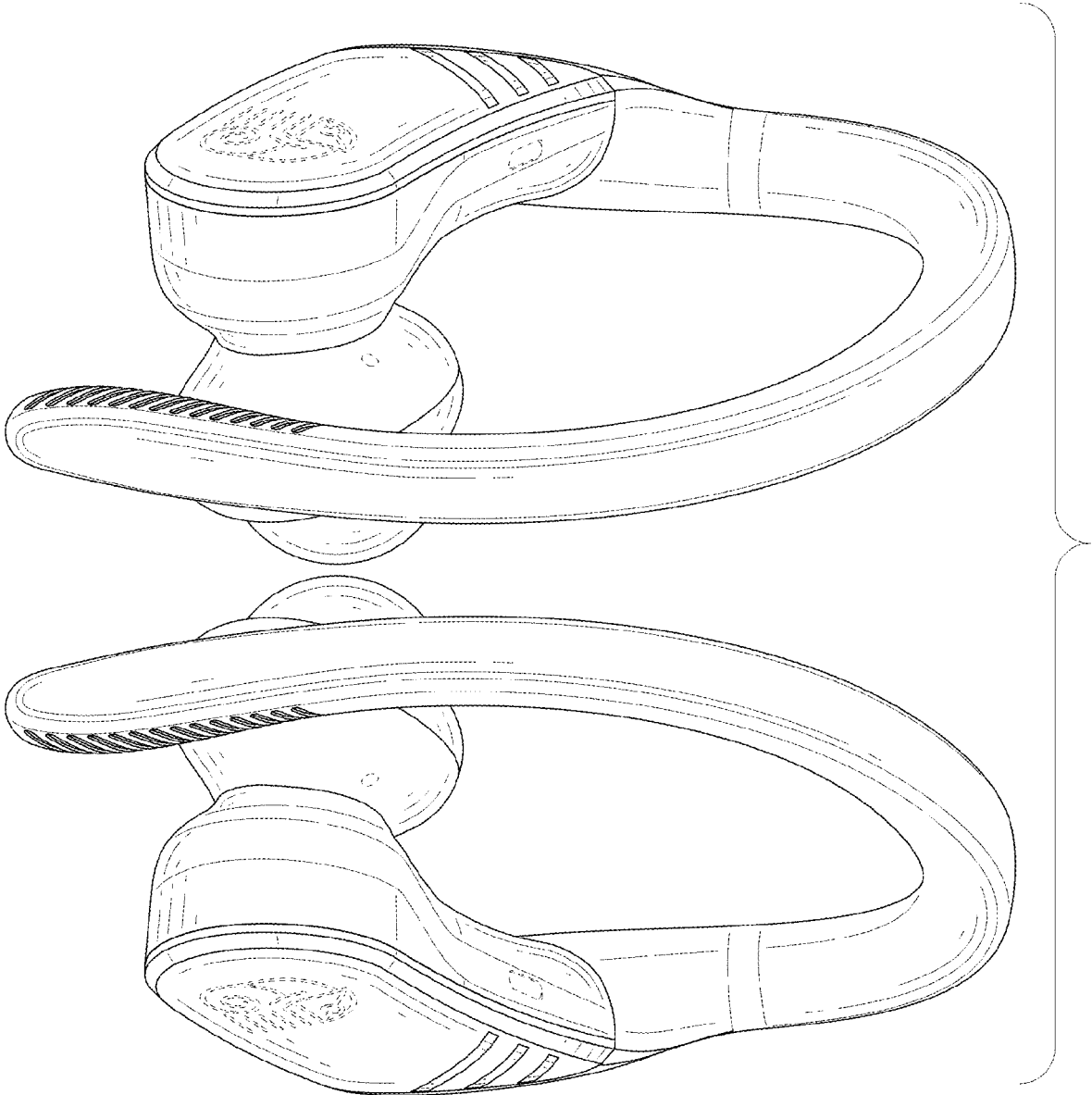


FIG. 16



FIG. 17

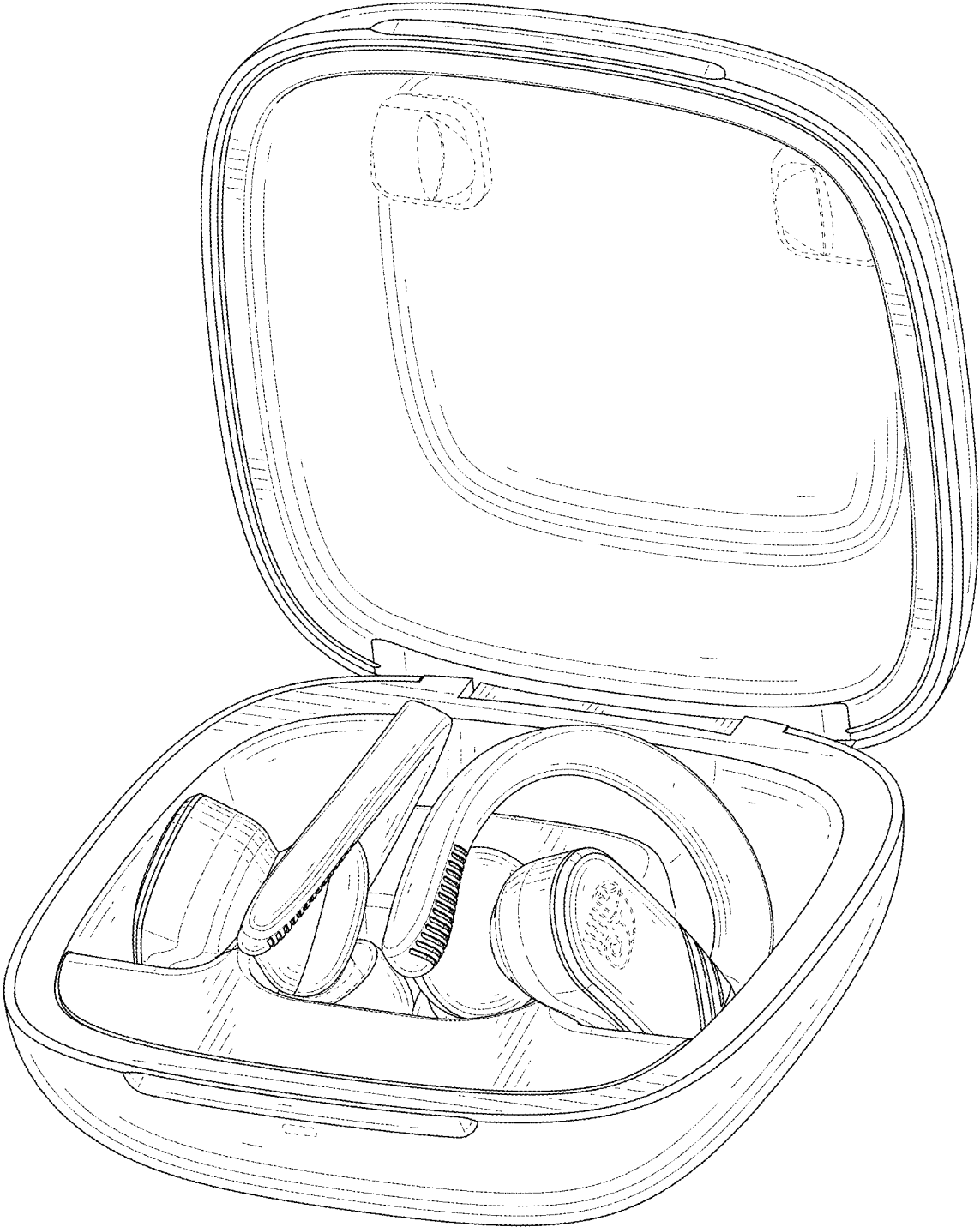


FIG. 18

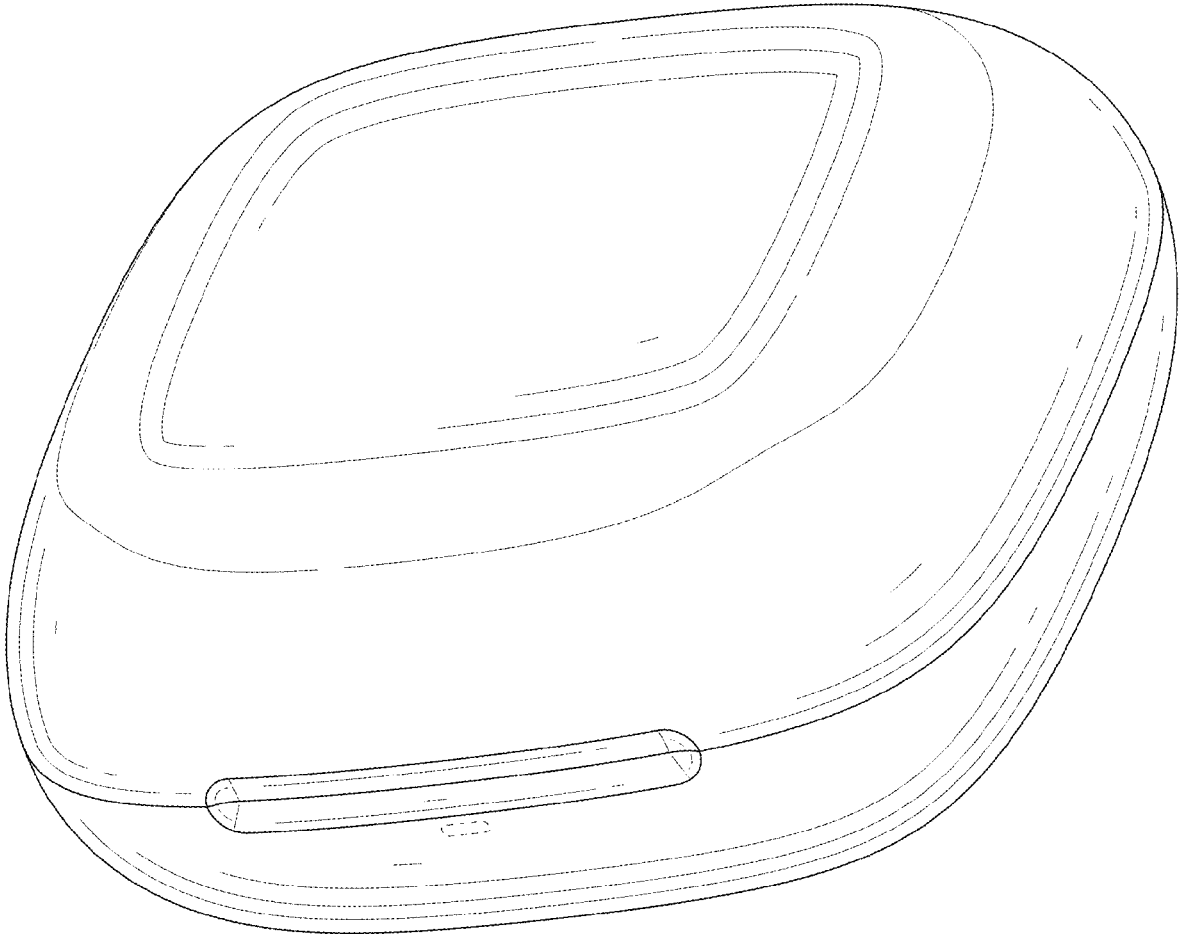


FIG. 19