



US00D748409S

(12) **United States Design Patent**
Marocco

(10) **Patent No.:** **US D748,409 S**

(45) **Date of Patent:** **** Feb. 2, 2016**

- (54) **DOUBLE BLIND**
- (71) Applicant: **Mario M. Marocco**, Toronto (CA)
- (72) Inventor: **Mario M. Marocco**, Toronto (CA)
- (**) Term: **14 Years**
- (21) Appl. No.: **29/474,854**
- (22) Filed: **Feb. 27, 2015**

7,117,919 B2	10/2006	Judkins	160/170
7,143,802 B2	12/2006	Strand et al.	160/84.04
7,500,505 B2 *	3/2009	Smith	E06B 9/42
			160/120
7,578,334 B2 *	8/2009	Smith	E06B 9/262
			160/121.1
D636,204 S	4/2011	Elinson et al.	D6/575
D659,456 S *	5/2012	Marocco	D6/575
8,950,462 B2 *	2/2015	Cha	D03D 1/08
			139/384 A
2004/0064918 A1 *	4/2004	Gaudyn	A47H 3/02
			16/205
2006/0032593 A1 *	2/2006	Nien	E06B 9/384
			160/168.1 R
2007/0029054 A1 *	2/2007	Nien	E06B 9/302
			160/89
2011/0114269 A1 *	5/2011	Cheng	E06B 9/262
			160/84.01
2012/0222828 A1 *	9/2012	Kwak	E06B 9/262
			160/340
2012/0291965 A1 *	11/2012	Marocco	E06B 9/40
			160/120
2015/0292261 A1 *	10/2015	Chou	E06B 9/262
			160/138

Related U.S. Application Data

- (63) Continuation-in-part of application No. 13/506,714, filed on May 11, 2012, now Pat. No. 9,062,493, and a continuation-in-part of application No. 13/506,538, filed on Apr. 26, 2012, now Pat. No. 9,004,142, and a continuation-in-part of application No. 13/374,952, filed on Jan. 25, 2012, now Pat. No. 8,857,495, and a continuation-in-part of application No. 13/067,189, filed on May 16, 2011, now Pat. No. 8,807,192.

- (51) **LOC (10) Cl.** **06-10**
- (52) **U.S. Cl.**
USPC **D6/577**
- (58) **Field of Classification Search**
USPC D6/575-581; D8/353, 369, 376, 377
CPC E06B 9/262; E06B 9/264; E06B 9/54;
E06B 9/324; E06B 9/0623; E06B 3/44;
E06B 3/94; E06B 3/481; E05Y 2900/106;
E04F 10/10
See application file for complete search history.

- (56) **References Cited**
U.S. PATENT DOCUMENTS
6,758,258 B1 * 7/2004 Nien E06B 9/388
160/173 R
D493,650 S 8/2004 Tuzmen D6/575
D518,988 S 4/2006 Strand et al. D6/575
7,059,377 B2 * 6/2006 Nien E06B 9/42
160/120
D530,134 S * 10/2006 Smith D6/585

* cited by examiner

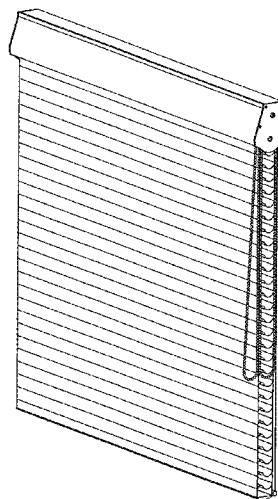
Primary Examiner — Eric Goodman
Assistant Examiner — Amy Wierenga

- (57) **CLAIM**
The ornamental design for a double blind, as shown and described.

DESCRIPTION

FIG. 1 is a perspective view of a double blind showing the said design
 FIG. 2 is a top plan view of the design of FIG. 1;
 FIG. 3 is a front elevation of the design of FIG. 1;
 FIG. 4 is a bottom plan of the design of FIG. 1;
 FIG. 5 is a right side elevation of the design of FIG. 1;
 FIG. 6 is a rear elevation of the design of FIG. 1; and
 FIG. 7 is a left side elevation of the design of FIG. 1.

1 Claim, 5 Drawing Sheets



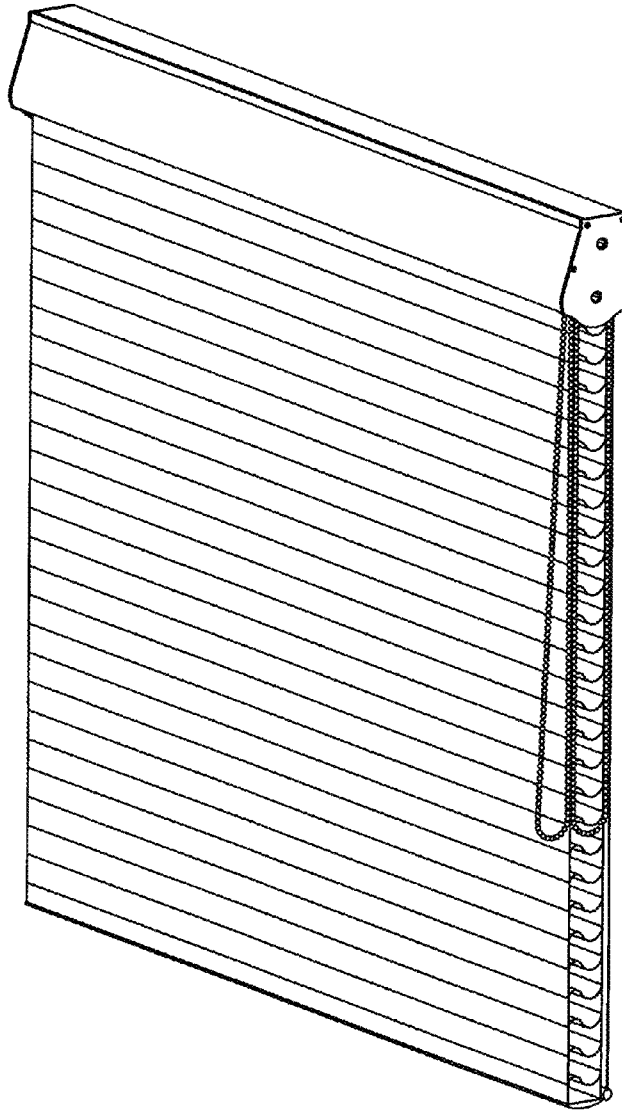


Fig. 1




Fig. 2




Fig. 3




Fig. 4

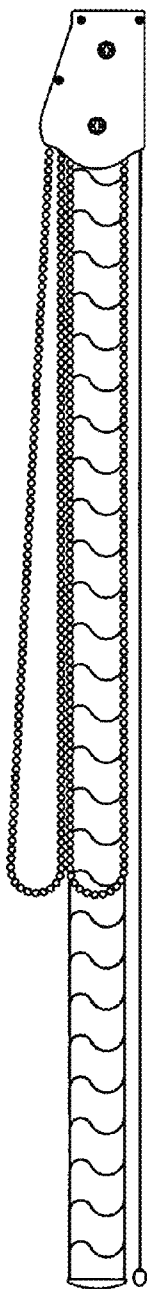


Fig. 5




Fig. 6

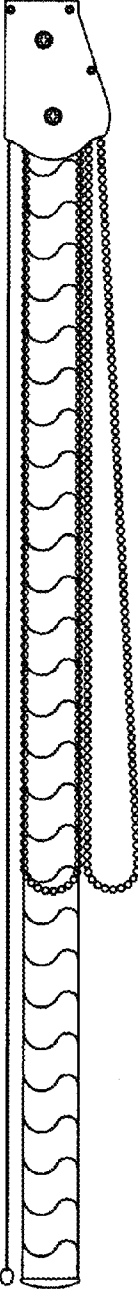


Fig. 7